

Newman

Completamente sfoderabile
Totally removable cover
Complètement déhoussable



Caratteristiche tecniche

Struttura - Realizzata con masselli portanti in legno massiccio di abete in vari spessori. Fianchi e parti strutturali in multistrato di abete da 18 mm, parti di tamponamento in agglomerato di legno di spessore 18mm e 4 mm. Il tutto trattato al naturale in classe E1, pertanto a bassa emissione di formaldeide. Il telaio è completamente rivestito con vellutino 100% poliammine termo accoppiato ad espanso 100% polietere e/o ovatta resinato da 200 gr di 100% poliestere.

Imbottitura - Cuscino seduta in poliuretano espanso flessibile e indeformabile in densità D30M rivestito in falda termolegata da 300 gr in fiocco di poliestere 100%. Cuscino schiena in poliuretano espanso flessibile e indeformabile in densità D16S, rivestito in falda termolegata da 300 gr in fiocco di poliestere 100%. Bracciolo e parti di tamponamento in lastre di poliuretano indeformabile in D40.

Poggiatesta a cilindro e a cuscinetto totalmente rivestiti in tessuto e fissati su telaio in metallo. **I materiali corrispondono alle normative europee 91/156/etc.**

Informazioni ambientali sulla sicurezza: la deperibilità del prodotto, secondo la sua composizione, è praticamente nulla. Le resine non sono contenute nella lista della normativa di classificazione dei rifiuti per materiali soggetti a particolare sorveglianza. Le resine espanso sono esenti da freon e solventi clorurati. Le resine espanso non contengono sostanze che danneggiano l'ozonofera e non vengono fabbricate con prodotti menzionati nel protocollo di Montreal e Regolamento (CE) n. 3093/94.

Piedini ed accessori - Piedini modello KOFI in metallo, taglio laser, finitura "carbon look".

Molleggio - Il molleggio è realizzato in nastri da 80 mm tesi meccanicamente, composta da fili di nylon avvolto a spirale.

Technical characteristics

Structure - Made with bearing parts in solid fir wood in various thicknesses. 18mm fir plywood sides and structural parts, 18mm and 4 mm thick particle wood infill parts. All treated naturally in Class E1, thus with low formaldehyde emissions. The frame is completely covered with 100% polyamines velvetten thermo-coupled with 100% polyether foam and/or 200 g. 100% polyester wadding resin.

Padding - Flexible and non-deformable polyurethane foam seat cushion, density D30M, coated with 300 gr layer-bonded 100% polyester staple. Flexible and non-deformable polyurethane foam back cushion, density D16S, coated with 300 gr layer-bonded 100% polyester staple. Armrest and structural parts made of D40 polyurethane foam sheets.

Cylinder and pad headrest completely coated with fabric and fixed on a metal frame. **The materials meet the European standards 91/156/etc.**

Environmental information on safety: The perishable nature of the product, according to its composition, is practically nil. Resins are not included in the list of standards for the classification of waste materials subject to special surveillance. Resin foams are free from freon and chlorinated solvents. Resin foams do not contain substances that damage the ozone layer and are not manufactured with products mentioned in the Montreal Protocol and (CE) Regulation no. 3093/94.

Feet and accessories - metal KOFI feet, laser cutting, "carbon look" finish.

Springing - The springing is made of 80 mm mechanically stretched strips, composed of nylon wires wound in a spiral.

Caractéristiques techniques

Structure - Réalisée avec des éléments porteurs en bois massif de sapin de différentes épaisseurs. Panneaux latéraux et éléments structuraux en bois de sapin stratifié de 18 mm, élément de remplissage en agglomérat de bois de 18 mm et 4 mm. Le tout traité au naturel en classe E1, soit à faible émission de formaldéhydes. Le cadre est entièrement recouvert de velours 100% polyamines couplé à chaud avec de la résine expansée 100% polyéther et/ou ouate de 200 g 100% polyester.

Rembourrage - Coussin d'assise en mousse de polyuréthane souple et indéformable densité D30M revêtu en couche collée de 300 g en flocons 100% polyester. Coussin d'assise en mousse de polyuréthane souple et indéformable densité D16S revêtu en couche collée de 300 g en flocons 100% polyester. Accoudoir et éléments de remplissage en plaques de polyuréthane indeformable en D40.

Appui-tête cylindrique et en forme de coussin totalement revêtus de tissu et fixés au cadre métallique. **Les matériaux sont conformes aux normes européennes 91/156/etc.**

Informations environnementales sur la sécurité: la nature périssable du produit, sur la base de sa composition, est pratiquement nulle. Les résines ne figurent pas dans la liste établie par la norme de classification des déchets de matériaux soumis à une surveillance particulière. Les résines expansées ne contiennent pas de fréon ni de solvants chlorés. Les résines expansées ne contiennent pas de substances nuisibles à la couche d'ozone et ne sont pas fabriquées avec des produits figurant dans le Protocole de Montréal et le Règlement (CE) n° 3093/94.

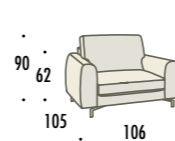
Pieds et accessoires - Pieds modèle KOFI en métal, découpe laser, finitions «carbon look».

Suspension - La suspension est réalisée avec des bandes de 80 mm mécaniquement tendues, composées de fils de nylon enroulés en spirale.

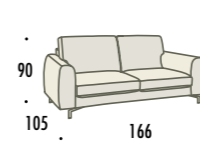
Elementi fissi / Fixed units / Éléments fixes



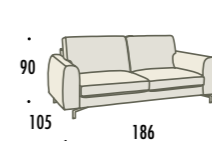
Spessore bracciolo
Armrest thickness
Épaisseur accoudoir



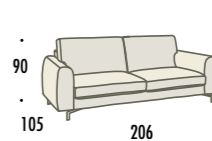
Art. 01
Poltrona Small
Armchair Small
Fauteuil Small



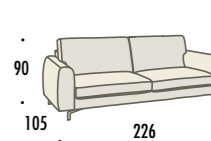
Art. 02
Divano 2 posti Small
2-seater sofa Small
Canapé 2 places Small



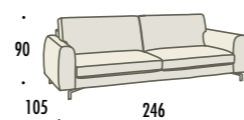
Art. 20
Divano 2 posti Midi
2-seater sofa Midi
Canapé 2 places Midi



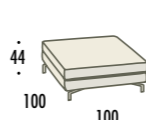
Art. 03
Divano 3 posti Large
3-seater sofa Large
Canapé 3 places Large



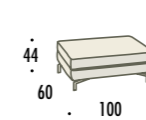
Art. 06
Divano 3 posti Big
3-seater sofa Big
Canapé 3 places Big



Art. 07
Divano 3 posti Maxi
3-seater sofa Maxi
Canapé 3 places Maxi

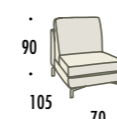


Art. 12
Pouf quadrato
Square pouf
Pouf carré

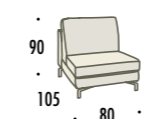


Art. 13
Pouf rettangolare
Rectangular pouf
Pouf rectangulaire

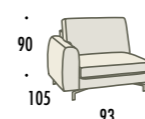
Elementi componibili / Modular units / Éléments composables



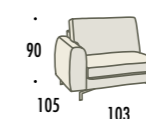
Art. 90
Elemento centrale Midi
Central element Midi
Chaqueuse Midi




Art. 91
Elemento centrale Large
Central element Large
Chaqueuse Large



Art. dx MD - Art. sx MS
Laterale 1 posto Midi DX-SX
RH-LH 1-seater side element Midi
Canapé bâtarde 1 place Midi D-G



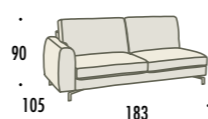
Art. dx LD - Art. sx LS
Laterale 1 posto Large DX-SX
RH-LH 1-seater side element Large
Canapé bâtarde 1 place Large D-G



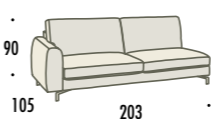
Art. dx 2D - Art. sx 2S
Laterale 2 posti Small DX-SX
RH-LH 2-seater side element Small
Canapé bâtarde 2 place Small D-G




Art. dx GD - Art. sx GS
Laterale 2 posti Midi DX-SX
RH-LH 2-seater side element Midi
Canapé bâtarde 2 place Midi D-G



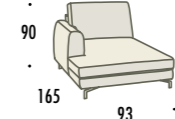
Art. dx 3D - Art. sx 3S
Laterale 3 posti Large DX-SX
RH-LH 3-seater side element Large
Canapé bâtarde 3 place Large D-G



Art. dx 6D - Art. sx 6S
Laterale 3 posti Big DX-SX
RH-LH 3-seater side element Big
Canapé bâtarde 3 place Big D-G



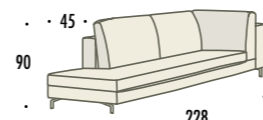
Art. AQ
Angolo quadro
Square corner
Angle carré



Art. dx CD - Art. sx CS
Chaise longue Midi DX-SX
RH-LH Chaise longue Midi
Méristenne Midi D-G



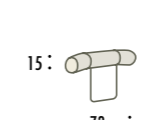
Art. dx CL - Art. sx LC
Chaise longue Large DX-SX
RH-LH Chaise longue Large
Méristenne Large D-G



Art. dx TP - Art. sx PT
Terminale c/penisola Large DX-SX
RH-LH End element with peninsula Large
Terminal avec péninsule Large D-G



Art. dx LT - Art. sx TL
Laterale angolo Large DX-SX
RH-LH Corner side element Large
Latéral angle Large D-G



Art. 31
Poggiatesta cilindro
Cylinder-shaped headrest
Appui-tête a forme de cylindre

Piede KOFI in metallo H. 13 / KOFI metal foot H. 13 / Pied KOFI en métal H. 13



Carbon look lucido
Shining Carbon look
Carbon look brillant

Optional angolo in tessuto e cordoncino coordinato o a contrasto / Optional fabric corner with matching or contrasting border / En option angle en tissu et cordon coordonné ou en contrasten appui-tête

En option angle en tissu et cordon coordonné ou en contrasten appui-tête



A contrasto / Contrasting colour / En contraste

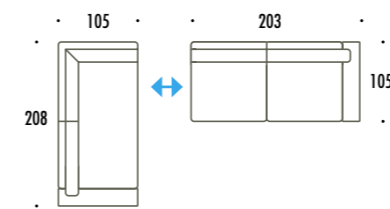


In tinta / Plain colour / Ton sur ton

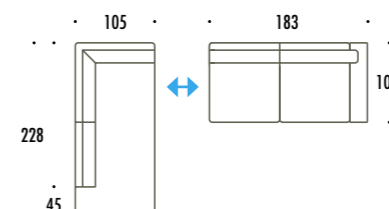
Optional poggiatesta / Optional headrest / Option appui-tête



Esempio composizione / Layout example / Exemple de composition



Art. dx LT - Art. sx TL + Art. dx 6D - Art. sx 6S
Laterale angolo Large DX-SX + Laterale 3 posti Big DX-SX
RH-LH Corner side element Large + RH-LH 3-seater side element Big
Latéral angle Large D-G + Canapé bâtarde 3 place Big D-G



Art. dx TP - Art. sx PT + Art. dx 3D - Art. sx 3S
Terminale c/penisola Large DX-SX + Laterale 3 posti Large DX-SX
RH-LH End element with peninsula Large + RH-LH 3-seater side element Large
Terminal avec péninsule Large D-G + Canapé bâtarde 3 place Large D-G