

Leaf collection

Design Marco Acerbis

Finishing

Aluminium frame



white



graphite



mokka

Covering backrest / armrest fabric



woven light grey



woven dark grey



woven dove

Vitter table top



light metal



dark grey



corten

Accoya table top



natural teak colour

Seat / backrest / armrest fabric cushions



dove mélange



ash



silver



inkas bronze



inkas pattern



iris sand

Pillows fabric 60x60 45x45 (optional)



dove mélange



dark grey



dark green



ash



silver



plain grey



plain white



leather brown



aquamarine



inkas bronze



inkas ivory



inkas pattern



antique green



iris sand



iris white



mambo line pattern

SOFA 3 SEATER / CODE: LEADIV3



	Width	Depth	Height	H. armrest	H. seat	H. cushion
cm	260	84	69	58	41	17
inch	102,4	33,1	27,2	22,8	16,1	6,7

KG 57,0 | unit 1 1,65 mc | ☁️ | 🔧 | 🛠️

SOFA 2 SEATER / CODE: LEADIV2



	Width	Depth	Height	H. armrest	H. seat	H. cushion
cm	195	84	69	58	41	17
inch	76,8	33,1	27,2	22,8	16,1	6,7

KG 57,0 | unit 1 1,24 mc | ☁️ | 🔧 | 🛠️

SOFA DX / CODE: LEADX



	Width	Depth	Height	H. armrest	H. seat	H. cushion
cm	190	84	69	58	41	17
inch	74,8	33,1	27,2	22,8	16,1	6,7

KG 40,0 | unit 1 1,20 mc | ☁️ | 🔧 | 🛠️

SOFA SX / CODE: LEASX



	Width	Depth	Height	H. armrest	H. seat	H. cushion
cm	190	84	69	58	41	17
inch	74,8	33,1	27,2	22,8	16,1	6,7

KG 40,0 | unit 1 1,20 mc | ☁️ | 🔧 | 🛠️

SOFA CORNER DX / CODE: LEADXANG



	Width	Depth	Height	H. seat	H. cushion
cm	190	84	69	41	17
inch	74,8	33,1	27,2	16,1	6,7

KG 40,0 | unit 1 1,20 mc | ☁️ | 🔧 | 🛠️

SOFA CORNER SX / CODE: LEASXANG



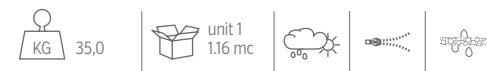
	Width	Depth	Height	H. seat	H. cushion
cm	190	84	69	41	17
inch	74,8	33,1	27,2	16,1	6,7

KG 40,0 | unit 1 1,20 mc | ☁️ | 🔧 | 🛠️

SOFA CX / CODE: LEACX



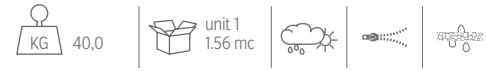
	Width	Depth	Height	H. seat	H. cushion
cm	183	84	69	41	17
inch	72,0	33,1	27,2	16,1	6,7



SOFA LOUNGE XL DX / CODE: LEALDX



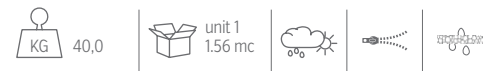
	Width	Depth	Height	H. armrest	H. seat	H. cushion
cm	132	158	69	58	41	17
inch	52,0	62,2	27,2	22,8	16,1	6,7



SOFA LOUNGE XL SX / CODE: LEALSX



	Width	Depth	Height	H. armrest	H. seat	H. cushion
cm	132	158	69	58	41	17
inch	52,0	62,2	27,2	22,8	16,1	6,7



LIVING ARMCHAIR / CODE: LEAPL



	Width	Depth	Height	H. armrest	H. seat	H. cushion
cm	102	84	69	58	41	17
inch	40,2	33,1	27,2	22,8	16,1	6,7



LOUNGE ARMCHAIR / CODE: LEAPLON



	Width	Depth	Height	H. seat	H. cushion
cm	64	66	73	43	6
inch	25,2	26,0	28,7	16,9	2,4



COFFEE TABLE 50X80 / CODE: LEATC5080



	Width	Depth	Height
cm	50	80	26
inch	19,7	31,5	10,2



COFFEE TABLE 70X100 / CODE: LEATC70100



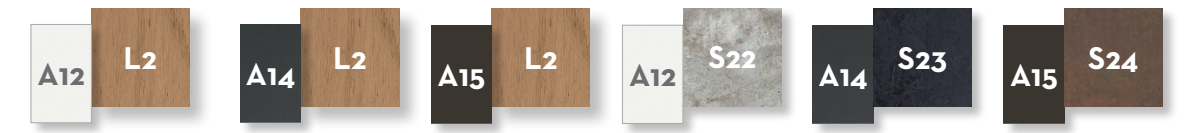
	Width	Depth	Height
cm	70	100	26
inch	27,6	39,4	10,2



COFFEE TABLE 80X80 / CODE: LEATC8080



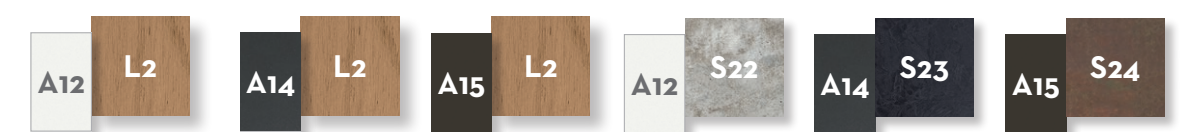
	Width	Depth	Height
cm	80	80	26
inch	31,5	31,5	10,2



DINING TABLE 150X150 / CODE: LEATP150



	Width	Depth	Height
cm	150	150	74
inch	59,1	59,1	29,1



EXTENDING DINING TABLE 160/215X95 / CODE: LEATP160ALL



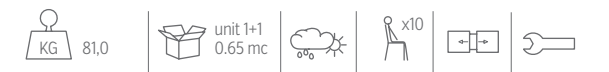
	Width	Depth	Height
cm	160/215	100	74
inch	63/84,6	39,4	29,1



EXTENDING DINING TABLE 200/260X100 / CODE: LEATP220ALL



	Width	Depth	Height
cm	200/260	100	74
inch	78,7/102	39,4	29,1



EXTRA VITTER PANEL 60X100 / CODE: LEAEXT Only for extending table 200x100



	Width	Depth	Height
cm	50	80	26
inch	19,7	31,5	10,2



DINING TABLE 220X100 / CODE: LEATP220



	Width	Depth	Height
cm	220	100	74
inch	86,6	39,4	29,1

DINING TABLE 300X110 / CODE: LEATP300



	Width	Depth	Height
cm	300	110	74
inch	118,1	43,3	29,1

DINING CHAIR / CODE: LEASP



	Width	Depth	Height	H. seat	H. cushion
cm	51	59	82	46	5
inch	20,1	23,2	32,3	18,1	2,0

SUNBED / CODE: LEALET



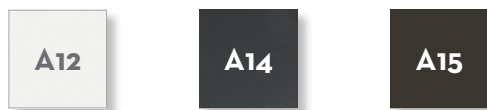
	Width	Depth	Height	H. cushion
cm	220	83	40	15
inch	112,2	37,4	27,6	15,7

DINING BASE H 63 / CODE: LEABSEP63 Only for top diam 110-130



	Width	Depth	Height
cm	70	70	63
inch	27,6	27,6	24,8

DINING BASE H 68 / CODE: LEABSEP68 Only for top diam 110-130



	Width	Depth	Height
cm	70	70	68
inch	27,6	27,6	26,8

BASE H 40 / CODE: LEABSE40 Only for top diam 45 - 60



	Width	Depth	Height
cm	40	40	40
inch	15,7	15,7	15,7

BASE H 32 / CODE: LEABSE32 Only for top diam 70 - 80 - 90



	Width	Depth	Height
cm	58	58	32
inch	22,8	22,8	12,6

CONTRACT BASE H 63 / CODE: LEABSEC62 Only for top diam 70 - 80 - 90



	Width	Depth	Height
cm	58	58	63
inch	22,8	22,8	24,4

CONTRACT BASE H 70 / CODE: LEABSEC70 Only for top diam 70 - 80 - 90



	Width	Depth	Height
cm	58	58	70
inch	22,8	22,8	27,6

BASE BAR H 102 / CODE: LEABSEB102 Only for top diam 70 - 80



	Width	Depth	Height
cm	58	58	102
inch	22,8	22,8	40,2

TOP ACCOYA WOOD IN NATURAL TEAK COLOUR



L2

sp 25 mm 10 inch

DIMENSIONS		CODE	KG
cm	inch		
Ø 45	Ø 17,7	TOP-L2-45	2,0 kg
Ø 60	Ø 23,6	TOP-L2-60	3,5 kg
Ø 70	Ø 27,6	TOP-L2-70	5,0 kg
Ø 80	Ø 31,5	TOP-L2-80	6,5 kg
Ø 90	Ø 35,4	TOP-L2-90	8,0 kg
Ø 110	Ø 43,3	TOP-L2-110	13,0 kg
Ø 130	Ø 51,2	TOP-L2-130	17,0 kg

TOP VITTER LIGHT METAL



S22

sp 12 mm 0,5 inch

DIMENSIONS		CODE	KG
cm	inch		
Ø 45	Ø 17,7	TOPVT-S22-45	3,5 kg
Ø 60	Ø 23,6	TOPVT-S22-60	6,0 kg
Ø 70	Ø 27,6	TOPVT-S22-70	8,0 kg
Ø 80	Ø 31,5	TOPVT-S22-80	10,0 kg
Ø 90	Ø 35,4	TOPVT-S22-90	13,0 kg
Ø 110	Ø 43,3	TOPVT-S22-110	25,0 kg
Ø 130	Ø 51,2	TOPVT-S22-130	35,0 kg

TOP VITTER DARK GREY



S23

sp 12 mm 0,5 inch

DIMENSIONS		CODE	KG
cm	inch		
Ø 45	Ø 17,7	TOPVT-S23-45	3,5 kg
Ø 60	Ø 23,6	TOPVT-S23-60	6,0 kg
Ø 70	Ø 27,6	TOPVT-S23-70	8,0 kg
Ø 80	Ø 31,5	TOPVT-S23-80	10,0 kg
Ø 90	Ø 35,4	TOPVT-S23-90	13,0 kg
Ø 110	Ø 43,3	TOPVT-S23-110	25,0 kg
Ø 130	Ø 51,2	TOPVT-S23-130	35,0 kg

TOP VITTER CORTEN



S24

sp 12 mm 0,5 inch

DIMENSIONS		CODE	KG
cm	inch		
Ø 45	Ø 17,7	TOPVT-S24-45	3,5 kg
Ø 60	Ø 23,6	TOPVT-S24-60	6,0 kg
Ø 70	Ø 27,6	TOPVT-S24-70	8,0 kg
Ø 80	Ø 31,5	TOPVT-S24-80	10,0 kg
Ø 90	Ø 35,4	TOPVT-S24-90	13,0 kg
Ø 110	Ø 43,3	TOPVT-S24-110	25,0 kg
Ø 130	Ø 51,2	TOPVT-S24-130	35,0 kg

