

Amadeus

NUOVA VERSIONE

RETE

Meccanica con tubolare d'acciaio a sezione quadra verniciata con polveri epossidiche e dotata di meccanismo testato dal nostro ufficio tecnico per oltre 2.000 cicli di apertura. Il piano dormita supporta il peso di due persone adulte di peso medio senza deformarsi.

LE COMPOSIZIONI PIÙ RICHIESTE

TELAIO

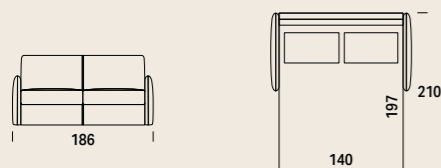
Realizzato con masselli di abete in vari spessori, parti di tamponamento in fibra di legno e/o compensato, fianchi in agglomerato di legno a 18 mm. Fibra grezza e/o agglomerato di legno a bassa emissione di formaldeide, il tutto rivestito con vellutino 100% poliammide termoaccoppiato ad espanso di poliestere e/o ovatta di poliestere 100% da 200gr. Schienale dotato di porta guanciali.

IMBOTTITURA

Seduta in espanso indeformabile di poliuretano sagomato in 30HS ny portanza 3,6. Rivestimento cuscino seduta sagomato ed incollato, composto da resinato di poliestere 100% da 200gr. Schienale in espanso indeformabile di poliuretano 18SS portanza 1,6. Braccioli tampone in espanso indeformabile sagomato in poliestere D30 portanza 8,0.

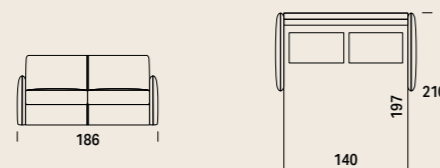
ART. 03

DIVANO 3 POSTI
CON MAT. H14 D25 L.140
L.186 x P.103 cm



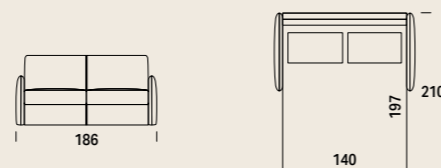
ART. 03

DIVANO 3 POSTI
CON MAT. H14 D30 L.140
L.186 x P.103 cm



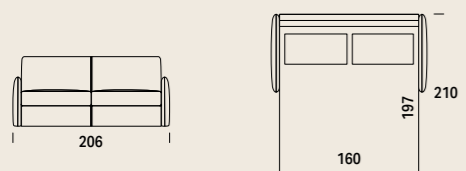
ART. 03

DIVANO 3 POSTI
CON MAT. H18 D25 L.140
L.186 x P.103 cm



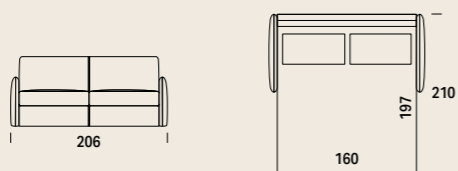
ART. 07

DIVANO 3 POSTI MAXI
CON MAT. H14 D25 L.160
L.206 x P.103 cm



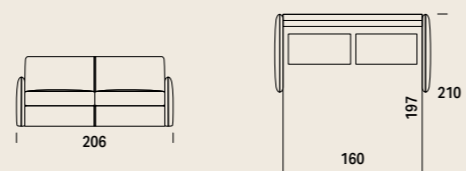
ART. 07

DIVANO 3 POSTI MAXI
CON MAT. H14 D30 L.160
L.206 x P.103 cm



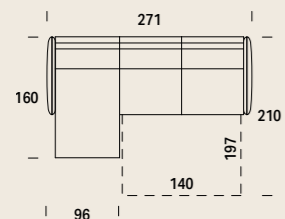
ART. 07

DIVANO 3 POSTI MAXI
CON MAT. H18 D25 L.160
L.206 x P.103 cm



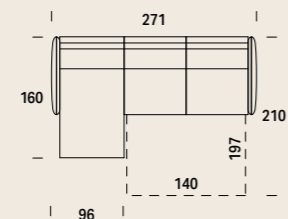
ART. CL+3S / 3D+LC

COMPOSIZIONE 1
LAT. 3P MAT. H.14 D25 L.140 + CL FISSA
L. 271 x P.160 cm



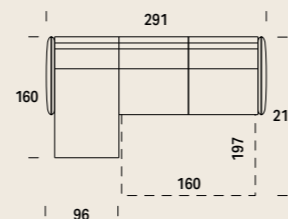
ART. HL+3S / 3D+LH

COMPOSIZIONE 2
LAT. 3P MAT. H.14 D25 L.140 + CL APRIBILE
L. 271 x P.160 cm



ART. CL+7D / 7S+LC

COMPOSIZIONE 3
LAT. 3P MAXI MAT. H.14 D25 L.160 + CL FISSA
L. 291 x P.160 cm



AMADEUS NUOVA VERSIONE



Bordo in tinta o contrasto di serie

I disegni del listino relativi ad elementi con verso si riferiscono alla versione sinistra.

Peso Kg

GUIDA ICONE

Optional



Disponibili varianti di materasso H.13/14



Disponibile con materasso H.17/18



Disponibile con rete a doghe



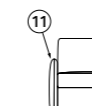
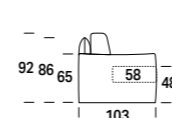
Disponibile con alzadivano



Disponibile con carter copripiedino



Portacuscini su schienale



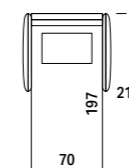
Art. 01

Poltrona



116

Mt. tessuto base 5.30
Mt. tessuto cuscini 3.10
Volume mc 1.10



66 Kg

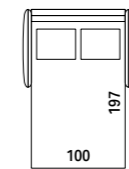
Art. 02

Divano 2 posti



146

Mt. tessuto base 6.20
Mt. tessuto cuscini 4.00
Volume mc 1.40



82 Kg

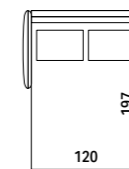
Art. 20

Divano 2 posti grande



166

Mt. tessuto base 7.40
Mt. tessuto cuscini 6.10
Volume mc 1.60



93 Kg

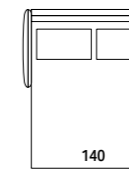
Art. 03

Divano 3 posti



186

Mt. tessuto base 7.60
Mt. tessuto cuscini 6.30
Volume mc 1.80



103 Kg

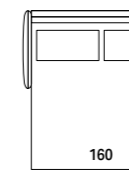
Art. 07

Divano 3 posti maxi



206

Mt. tessuto base 7.80
Mt. tessuto cuscini 6.50
Volume mc 2.00



114 Kg

COMPLETAMENTE SFODERABILE. LE FODERE DI RICAMBIO COSTANO 40% DEL CORRISPONDENTE ARTICOLO.

AMADEUS

NUOVA VERSIONE


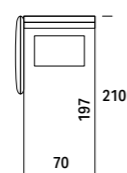
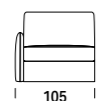
I disegni del listino relativi ad elementi con verso si riferiscono alla versione sinistra.

Art. SX **1S** Art. DX **1D**

Laterale 1 posto



Mt. tessuto base 3.80
Mt. tessuto cuscini 3.10
Volume mc 1.00



Peso Kg



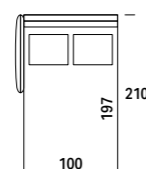
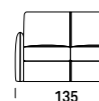
57 Kg

Art. SX **2S** Art. DX **2D**

Laterale 2 posti



Mt. tessuto base 4.60
Mt. tessuto cuscini 4.00
Volume mc 1.30



73 Kg



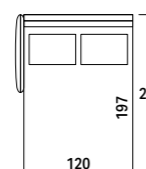
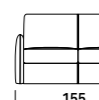
73 Kg

Art. SX **GS** Art. DX **GD**

Laterale 2 posti grande



Mt. tessuto base 6.10
Mt. tessuto cuscini 6.10
Volume mc 1.50



84 Kg



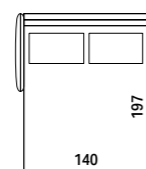
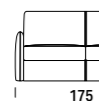
84 Kg

Art. SX **3S** Art. DX **3D**

Laterale 3 posti



Mt. tessuto base 6.30
Mt. tessuto cuscini 6.30
Volume mc 1.70




94 Kg




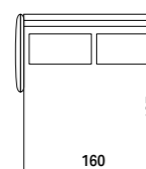
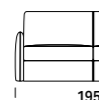
94 Kg

Art. SX **7S** Art. DX **7D**

Laterale 3 posti maxi



Mt. tessuto base 6.50
Mt. tessuto cuscini 6.50
Volume mc 1.90



105 Kg



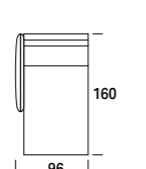
105 Kg

Art. SX **CL** Art. DX **LC**

Chaise longue



Mt. tessuto base 4.70
Mt. tessuto cuscini 4.00
Volume mc 1.50



59 Kg




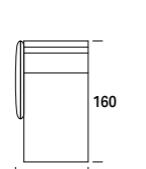
59 Kg

Art. SX **HL** Art. DX **LH**

Chaise longue con
Contentitore con ap.assist.



Mt. tessuto base 4.70
Mt. tessuto cuscini 4.00
Volume mc 1.50



89 Kg



89 Kg

COMPLETAMENTE SFODERABILE. LE FODERE DI RICAMBIO COSTANO 40% DEL CORRISPONDENTE ARTICOLO.

AMADEUS

NUOVA VERSIONE


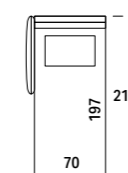
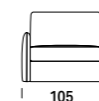
I disegni del listino relativi ad elementi con verso si riferiscono alla versione sinistra.

Art. SX **1S** Art. DX **1D**

Laterale 1 posto



Mt. tessuto base 3.80
Mt. tessuto cuscini 3.10
Volume mc 1.00



Peso Kg



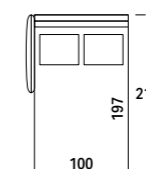
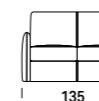
57 Kg

Art. SX **2S** Art. DX **2D**

Laterale 2 posti



Mt. tessuto base 4.60
Mt. tessuto cuscini 4.00
Volume mc 1.30



73 Kg



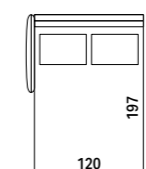
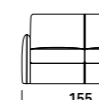
73 Kg

Art. SX **GS** Art. DX **GD**

Laterale 2 posti grande



Mt. tessuto base 6.10
Mt. tessuto cuscini 6.10
Volume mc 1.50



84 Kg



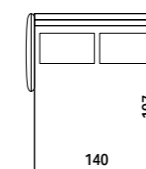
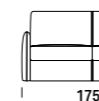
84 Kg

Art. SX **3S** Art. DX **3D**

Laterale 3 posti



Mt. tessuto base 6.30
Mt. tessuto cuscini 6.30
Volume mc 1.70



94 Kg




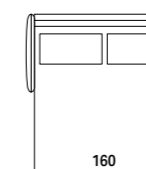
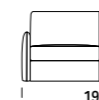
94 Kg

Art. SX **7S** Art. DX **7D**

Laterale 3 posti maxi



Mt. tessuto base 6.50
Mt. tessuto cuscini 6.50
Volume mc 1.90



105 Kg



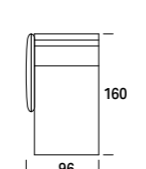
105 Kg

Art. SX **CL** Art. DX **LC**

Chaise longue



Mt. tessuto base 4.70
Mt. tessuto cuscini 4.00
Volume mc 1.50



59 Kg




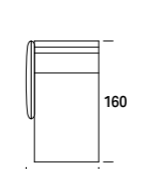
59 Kg

Art. SX **HL** Art. DX **LH**

Chaise longue con
Contentitore con ap.assist.



Mt. tessuto base 4.70
Mt. tessuto cuscini 4.00
Volume mc 1.50



89 Kg



89 Kg

COMPLETAMENTE SFODERABILE. LE FODERE DI RICAMBIO COSTANO 40% DEL CORRISPONDENTE ARTICOLO.