

Update 24

EVOLUTIONARY

**BONALDO**

**ITALIER**



Update 2024

# EVOLUTIONARY

***BONALDO***



# EVOLUTIONARY

Un arredo è una città in cui non siamo mai stati. Inizia ad apparire a partire da dettagli che ancora non abbiamo visto: prospettive libere, suggestioni e punti di vista che prendono vita sotto forma di architetture, immagini, famiglie di oggetti utili e necessari nel vivere lo spazio.

L'évoluzione del B/Style si svolge così, prendendo corpo passo passo, come l'interno di una città: un incedere né veloce né lento, che trasmette le sapienze della manifattura e le qualità dell'innovazione nei tratti di un design che, ancora una volta, significa qualcosa di più che "design". Oltre archetipi, ispirazioni e rimandi, la Collezione 2024 di Bonaldo è esito di un'orchestrazione ampia, fatta di intersezioni e sottrazioni di linee e stili, di monoblocchi e di misure: perché ogni spazio deve essere sostenibile, al di là delle scansioni nel tempo.

Poltrone e divani, scrivanie e librerie, letti e cassettiere – interpreti disinvolti sia del mondo residenziale sia dell'hospitality – custodiscono così la chiave per attivare il comfort armonico dell'arredo. La natura è nei tratti dei materiali, nelle morbidezze del disegno, nell'addolcimento delle forme che si irradiano di luogo in luogo e di atmosfera in atmosfera.

Una nuova voce si prepara per diffondersi nella commedia della bellezza, della quale non resta che nominare i personaggi: A. B. C. D...

A stylish set of furniture is like a city we've never been to. It begins to appear starting from details that we haven't yet seen: free perspectives, suggestions and points of view that come to life in the form of architecture, images and families of objects that are both useful and necessary for living spaces.

This is how the evolution of B/Style unfolds. It takes shape step by step, like the inner spaces of a city, following a pace that is neither fast nor slow and which transmits the knowledge of manufacturing and the qualities of innovation in the features of a design which, once again, means something more than just "design". Beyond archetypes, inspirations and references, Bonaldo's 2024 Collection is the result of a broad orchestration, made up of intersections and subtractions of lines, styles, monoblocks and measurements: because every space must be sustainable, going beyond timescales.

Armchairs and sofas, desks and bookcases, beds and chests of drawers – all these casual interpreters of both the residential and hospitality worlds thus hold the key to activating the harmonious comfort of the furniture. Nature is found in the features of the materials, the gentleness of the design and the softening of the forms that shine forth, from place to place and from atmosphere to atmosphere.

A new voice is preparing to make itself heard in the comedy of beauty, and all that remains to be done is to name the characters: A. B. C. D...

## TAVOLI. TABLES.

Canvas Table  
P. 26-33 **NEW 24**Hippos,  
Hippos Wood **NEW 24**  
P. 16-25Louver Table  
Louver Table Wood **NEW 24**  
P. 8-15Botón  
P. 58-63Geometric Table  
P. 78-81Geometric Table 400  
P. 68-69Luna Bianca  
P. 52-57Mellow 400  
P. 64-67Mellow ST  
P. 70-73Padiglioni  
P. 34-47Pivot  
P. 48-51Pivot ST  
P. 74-75Torii ST  
P. 76-77

## SEDIE. CHAIRS.

Alley **NEW 24**  
P. 88-91Pi chair **NEW 24**  
P. 84-87Olos chair  
P. 100-105Remo  
P. 96-99Youpi  
P. 92-95

## SGABELLI. STOOLS.

Neuilly too **NEW 24**  
P. 110-111Olos too **NEW 24**  
P. 106-109

## EXECUTIVE SPACE.

Diver **NEW 24**  
P. 122-127Flatiron **NEW 24**  
P. 114-121Newton **NEW 24**  
P. 129-131Newton low **NEW 24**  
P. 128Moneypenny **NEW 24**  
P. 132-135

## PORTA RIVISTE. MAGAZINE RACK.

Roger **NEW 24**  
P. 232-233Vague **NEW 24**  
P. 174-175

## TAVOLINI. COFFEE TABLES.

Element **NEW 24**  
P. 168-171Flac **NEW 24**  
P. 158-163Litos **NEW 24**  
P. 164-167Vague coffee table **NEW 24**  
P. 172-173Combination  
P. 192-195Kasumi  
P. 176-179Kumo  
P. 188-191Magic  
P. 180-183Moon  
P. 184-187

## CONSOLLE. CONSOLE.

One Console **NEW 24**  
P. 138-141

## PORTA TV. TV STANDS.

Dune TV stand **NEW 24**  
P. 142-147Sculptural  
P. 148-151

## LIBRERIE. BOOKSHELVES.

Vague bookshelf **NEW 24**  
P. 230-231Foil  
P. 222-225Twigs  
P. 226-229

## CREDENZE. SIDEBARDS.

Backdrop  
P. 156-157Dune  
P. 152-155

## APPENDIABITI. COAT STANDS.

Alma **NEW 24**  
P. 210-213Isola **NEW 24**  
P. 214-217

## PARAVENTO. SCREEN.

Wave **NEW 24**  
P. 218-221

## SPECCHI. MIRRORS.

Isola mirror **NEW 24**  
P. 196-199Olos mirror **NEW 24**  
P. 200-203Vague mirror **NEW 24**  
P. 204-205Musa  
P. 206-209

## ILLUMINAZIONE. LIGHTING.

Keshi **NEW 24**  
P. 292-299Pepita **NEW 24**  
P. 280-291

## DIVANI. SOFAS.

Boolean **NEW 24**  
P. 236-247

## POLTRONE. ARMCHAIRS.

Boolean armchair **NEW 24**  
P. 250-253Doge **NEW 24**  
P. 254-267

## LETTI. BEDS.

Honeymoon **NEW 24**  
P. 270-275

## COMPLEMENTI NOTTE. BED ACCESSORIES.

Moneypenny **NEW 24**  
P. 276-277

## TAPPETI. RUGS.

Rabat **NEW 24**  
P. 306-313Tangeri **NEW 24**  
P. 302-305Casablanca  
P. 314-319Dakar  
P. 320-323

## COPRI VASO. METAL PLANTER.

Copri Vaso/Metal Planter  
P. 326-327



Tavoli/Tables





LOUVER TABLE tavolo/table  
design Alain Gilles

PI CHAIR sedia/chair  
design Alain Gilles

KESHI sospensione/suspension lamp  
design Bonaldo Lab

TANGERI tappeto/rug





LOUVER TABLE tavolo/table  
design Alain Gilles

PI CHAIR sedia/chair  
design Alain Gilles

KESHI sospensione/suspension lamp  
design Bonaldo Lab

TANGERI tappeto/rug





LOUVER TABLE tavolo/table  
design Alain Gilles

PI CHAIR sedia/chair  
design Alain Gilles

KESHI sospensione/suspension lamp  
design Bonaldo Lab



LOUVER TABLE tavolo/table  
design Alain Gilles

PI CHAIR sedia/chair  
design Alain Gilles

KESHI sospensione/suspension lamp  
design Bonaldo Lab

TANGERI tappeto/rug





LOUVER TABLE tavolo/table  
design Alain Gilles



LOUVER TABLE tavolo/table  
design Alain Gilles





HIPPOS tavolo/table  
design Marconato & Zappa

PEPITA sospensione/suspension lamp  
Studio Team Design



HIPPOS tavolo/table  
design Marconato & Zappa

PEPITA sospensione/suspension lamp  
Studio Team Design

PI CHAIR sedia/chair  
design Alain Gilles





HIPPOS tavolo/table  
design Marconato & Zappa

PI CHAIR sedia/chair  
design Alain Gilles

PEPITA lampada da tavolo/table lamp  
Studio Team Design

SCULPTURAL porta TV/TV stand  
design Alain Gilles





HIPPOS tavolo/table  
design Marconato & Zappa



HIPPOS tavolo/table  
design Marconato & Zappa





HIPPOS WOOD tavolo/table  
design Marconato & Zappa



HIPPOS WOOD tavolo/table  
design Marconato & Zappa









CANVAS TABLE tavolo/table  
design Alain Gilles

ALLEY sedia/chair  
design Giuseppe Viganò

PEPITA sospensione/suspension lamp  
Studio Team Design





CANVAS TABLE tavolo/table  
design Alain Gilles

ALLEY sedia/chair  
design Giuseppe Viganò

PEPITA sospensione/suspension lamp  
Studio Team Design

DOGMA libreria/bookshelf  
design Alain Gilles





CANVAS TABLE tavolo/table  
design Alain Gilles

ALLEY sedia/chair  
design Giuseppe Viganò

PEPITA sospensione/suspension lamp  
Studio Team Design



CANVAS TABLE tavolo/table  
design Alain Gilles





CANVAS TABLE tavolo/table  
design Alain Gilles



CANVAS TABLE tavolo/table  
design Alain Gilles





PADIGLIONI tavolo/table  
design Alain Gilles

YOUPI sedia/chair  
design Fabrice Berrux

DOGMA libreria/bookshelf  
design Alain Gilles





PADIGLIONI tavolo/table  
design Alain Gilles

YOUPI sedia/chair  
design Fabrice Berrux

DOGMA libreria/bookshelf  
design Alain Gilles










PADIGLIONI tavolo/table  
design Alain Gilles



PADIGLIONI tavolo/table  
design Alain Gilles





PADIGLIONI tavolo/table  
design Alain Gilles













PIVOT tavolo/table  
design Marconato & Zappa



PIVOT tavolo/table  
design Marconato & Zappa





PIVOT tavolo/table  
design Marconato & Zappa



PIVOT tavolo/table  
design Marconato & Zappa





LUNA BIANCA tavolo/table  
design Toshiyuki Yoshino

REMO sedia/chair  
design Toshiyuki Yoshino

BON TON sospensione/suspension lamp  
Studio Team Design





LUNA BIANCA tavolo/table  
design Toshiyuki Yoshino

REMO sedia/chair  
design Toshiyuki Yoshino

BON TON sospensione/suspension lamp  
Studio Team Design



LUNA BIANCA tavolo/table  
design Toshiyuki Yoshino

REMO sedia/chair  
design Toshiyuki Yoshino

BON TON sospensione/suspension lamp  
Studio Team Design





LUNA BIANCA tavolo/table  
design Toshiyuki Yoshino




LUNA BIANCA tavolo/table  
design Toshiyuki Yoshino





BOTÓN tavolo/table  
Twins Design

JOY, MISS JOY sedia/chair  
design Spazioameno



BOTÓN tavolo/table  
Twins Design

JOY, MISS JOY sedia/chair  
design Spazioameno





BOTÓN tavolo/table  
Twins Design

MISS JOY sedia/chair  
design Spazioameno




BOTÓN tavolo/table  
Twins Design





BOTÓN tavolo/table  
Twins Design





MELLOW 400 tavolo/table  
Bartoli Design

MISS ITALIA sedia/chair  
design Gino Carollo

SOFI sospensione/suspension lamp  
Studio Team Design





MELLOW 400 tavolo/table  
Bartoli Design

MISS ITALIA sedia/chair  
design Gino Carollo



MELLOW 400 tavolo/table  
Bartoli Design

MISS ITALIA sedia/chair  
design Gino Carollo

SOFI sospensione/suspension lamp  
Studio Team Design










MELLOW ST tavolo/table  
Bartoli Design

YOUPI sedia/chair  
design Fabrice Berrux



MELLOW ST tavolo/table  
Bartoli Design

YOUPI sedia/chair  
design Fabrice Berrux

SOFI sospensione/suspension lamp  
Studio Team Design





FOIL libreria/bookshelf  
design Maurizio e Silvia Varsi

NEUILLY POUF pouf  
design Fabrice Berrux

MELLOW ST tavolo/table  
Bartoli Design

YOUPI sedia/chair  
design Fabrice Berrux

SOFI sospensione/suspension lamp  
Studio Team Design





PIVOT ST tavolo/table  
design Marconato & Zappa



PIVOT ST tavolo/table  
design Marconato & Zappa

YOUPI sedia/chair  
design Fabrice Berrux

SOFI sospensione/suspension lamp  
Studio Team Design





TORII ST tavolo/table  
design Marconato & Zappa



TORII ST tavolo/table  
design Marconato & Zappa





GEOMETRIC TABLE tavolo/table  
design Alain Gilles





GEOMETRIC TABLE tavolo/table  
design Alain Gilles



GEOMETRIC TABLE tavolo/table  
design Alain Gilles





Sedie/Chairs





PI CHAIR sedia/chair  
design Alain Gilles



PI CHAIR sedia/chair  
design Alain Gilles

LOUVER TABLE tavolo/table  
design Alain Gilles





PI CHAIR sedia/chair  
design Alain Gilles



PI CHAIR sedia/chair  
design Alain Gilles

LOUVER TABLE tavolo/table  
design Alain Gilles

KESHI sospensione/suspension lamp  
design Bonaldo Lab





ALLEY sedia/chair  
design Giuseppe Viganò

CANVAS TABLE tavolo/table  
design Alain Gilles

PEPITA sospensione/suspension lamp  
Studio Team Design



ALLEY sedia/chair  
design Giuseppe Viganò

CANVAS TABLE tavolo/table  
design Alain Gilles

PEPITA sospensione/suspension lamp  
Studio Team Design





ALLEY sedia/chair  
design Giuseppe Viganò



ALLEY sedia/chair  
design Giuseppe Viganò





YOUPI sedia/chair  
design Fabrice Berrux



YOUPI sedia/chair  
design Fabrice Berrux





YOUPI sedia/chair  
design Fabrice Berrux



YOUPI sedia/chair  
design Fabrice Berrux

MELLOW ST tavolo/table  
Bartoli Design

FOIL libreria/bookshelf  
design Maurizio e Silvia Varsi





REMO sedia/chair  
design Toshiyuki Yoshino



REMO sedia/chair  
design Toshiyuki Yoshino





REMO sedia/chair  
design Toshiyuki Yoshino



REMO sedia/chair  
design Toshiyuki Yoshino





OLOS CHAIR sedia/chair  
design Mauro Lipparini



OLOS CHAIR sedia/chair  
design Mauro Lipparini





OLOS CHAIR MET sedia/chair  
design Mauro Lipparini



OLOS CHAIR MET sedia/chair  
design Mauro Lipparini





OLOS OFFICE sedia/chair  
design Mauro Lipparini



OLOS OFFICE sedia/chair  
design Mauro Lipparini





OLOS TOO sgabello/ stool  
design Mauro Lipparini



OLOS TOO sgabello/ stool  
design Mauro Lipparini





OLOS TOO sgabello/ stool  
design Mauro Lipparini



OLOS TOO sgabello/ stool  
design Mauro Lipparini





NEUILLY TOO sgabello/stool  
design Fabrice Berrux



NEUILLY TOO sgabello/stool  
design Fabrice Berrux





Executive Space





FLATIRON scrivania/desk  
design Mauro Lipparini



FLATIRON scrivania/desk  
design Mauro Lipparini

NEWTON poltrona ufficio/office armchair  
design Bonaldo Lab

MISS ITALIA OFFICE sedia/chair  
design Gino Carollo

KESHI sospensione/suspension lamp  
design Bonaldo Lab

TANGERI tappeto/rug





FLATIRON scrivania/desk  
design Mauro Lipparini

NEWTON poltrona ufficio/office armchair  
design Bonaldo Lab

MONEYPENNY cassettera/office drawer  
design Mauro Lipparini

KESHI sospensione/suspension lamp  
design Bonaldo Lab


TANGERI tappeto/rug













DIVER scrivania/desk  
design Mauro Lipparini

PEPITA lampada da terra/floor lamp  
Studio Team Design



DIVER scrivania/desk  
design Mauro Lipparini

NEWTON poltrona ufficio/office armchair  
design Bonaldo Lab

NEWTON LOW poltrona ufficio/office armchair  
design Bonaldo Lab

PEPITA lampada da tavolo/table lamp  
Studio Team Design





DIVER scrivania/desk  
design Mauro Lipparini

NEWTON poltrona ufficio/office armchair  
design Bonaldo Lab

NEWTON LOW poltrona ufficio/office armchair  
design Bonaldo Lab

ALMA appendiabiti/coat stand  
design Spazioameno

RABAT tappeto/rug

PEPITA lampada da terra/floor lamp  
Studio Team Design

PEPITA lampada da tavolo/table lamp  
Studio Team Design





DIVER scrivania/desk  
design Mauro Lipparini

NEWTON poltrona ufficio/office armchair  
design Bonaldo Lab

NEWTON LOW poltrona ufficio/office armchair  
design Bonaldo Lab



DIVER scrivania/desk  
design Mauro Lipparini

NEWTON poltrona ufficio/office armchair  
design Bonaldo Lab

NEWTON LOW poltrona ufficio/office armchair  
design Bonaldo Lab

ALMA appendiabiti/coat stand  
design Spazioameno

PEPITA lampada da tavolo/table lamp  
Studio Team Design





NEWTON LOW poltrona ufficio/office armchair  
design Bonaldo Lab

PEPITA lampada da terra/floor lamp  
Studio Team Design



NEWTON poltrona ufficio/office armchair  
design Bonaldo Lab

DIVER scrivania/desk  
design Mauro Lipparini





NEWTON poltrona ufficio/office armchair  
design Bonaldo Lab



NEWTON poltrona ufficio/office armchair  
design Bonaldo Lab

FLATIRON scrivania/desk  
design Mauro Lipparini

KESHI sospensione/suspension lamp  
design Bonaldo Lab





MONEYPENNY cassettiera/office drawer  
design Mauro Lipparini



MONEYPENNY cassettiera/office drawer  
design Mauro Lipparini

FLATIRON scrivania/desk  
design Mauro Lipparini

KESHI sospensione/suspension lamp  
design Bonaldo Lab









Complementi/Accessories





ONE CONSOLE consolle/console  
design Alain Gilles

PEPITA sospensione/suspension lamp  
Studio Team Design



ONE CONSOLE consolle/console  
design Alain Gilles

PEPITA sospensione/suspension lamp  
Studio Team Design

TANGERI tappeto/rug





ONE CONSOLE consolle/console  
design Alain Gilles



ONE CONSOLE consolle/console  
design Alain Gilles





DUNE TV STAND porta TV/TV stand  
design Giuseppe Viganò

PEPITA lampada da terra/floor lamp  
Studio Team Design



DUNE TV STAND porta TV/TV stand  
design Giuseppe Viganò

PEPITA lampada da terra/floor lamp  
Studio Team Design






DUNE TV STAND LIGHT porta TV/TV stand  
design Giuseppe Viganò



DUNE TV STAND LIGHT porta TV/TV stand  
design Giuseppe Viganò









SCULPTURAL porta TV/TV stand  
design Alain Gilles



SCULPTURAL porta TV/TV stand  
design Alain Gilles





SCULPTURAL porta TV/TV stand  
design Alain Gilles



SCULPTURAL porta TV/TV stand  
design Alain Gilles









DUNE credenza/sideboard  
design Giuseppe Viganò



DUNE credenza/sideboard  
design Giuseppe Viganò





BACKDROP credenza/sideboard  
design Alain Gilles



BACKDROP credenza/sideboard  
design Alain Gilles





FLAC tavolino/coffee table  
design Fabrice Berrux



FLAC tavolino/coffee table  
design Fabrice Berrux

BOOLEAN divano/sofa  
design Giuseppe Viganò

PEPITA lampada da terra/floor lamp  
Studio Team Design





FLAC tavolino/coffee table  
design Fabrice Berrux



FLAC tavolino/coffee table  
design Fabrice Berrux






FLAC tavolino/coffee table  
design Fabrice Berrux



FLAC tavolino/coffee table  
design Fabrice Berrux





LITOS tavolino/coffee table  
design Giuseppe Viganò



LITOS tavolino/coffee table  
design Giuseppe Viganò

BOOLEAN divano/sofa  
design Giuseppe Viganò





LITOS tavolino/coffee table  
design Giuseppe Viganò



LITOS tavolino/coffee table  
design Giuseppe Viganò

BOOLEAN divano/sofa  
design Giuseppe Viganò





ELEMENT tavolino/coffee table  
design Alain Gilles



ELEMENT tavolino/coffee table  
design Alain Gilles





ELEMENT tavolino/coffee table  
design Alain Gilles



ELEMENT tavolino/coffee table  
design Alain Gilles





VAGUE COFFEE TABLE tavolino/coffee table  
design Roberto Paoli



VAGUE COFFEE TABLE tavolino/coffee table  
design Roberto Paoli





VAGUE porta riviste/magazine rack  
design Roberto Paoli



VAGUE porta riviste/magazine rack  
design Roberto Paoli





KASUMI tavolino/coffee table  
design Toshiyuki Yoshino



KASUMI tavolino/coffee table  
design Toshiyuki Yoshino

NOOR LOUNGE poltrona/armchair  
design Dondoli e Poggi

SCULPTURAL porta TV/TV stand  
design Alain Gilles





KASUMI tavolino/coffee table  
design Toshiyuki Yoshino



KASUMI tavolino/coffee table  
design Toshiyuki Yoshino





MAGIC tavolino/coffee table  
design Fabrice Berrux



MAGIC tavolino/coffee table  
design Fabrice Berrux





MAGIC tavolino/coffee table  
design Fabrice Berrux



MAGIC tavolino/coffee table  
design Fabrice Berrux





MOON tavolino/coffee table  
design Gino Carollo



MOON tavolino/coffee table  
design Gino Carollo





MOON tavolino/coffee table  
design Gino Carollo



MOON tavolino/coffee table  
design Gino Carollo





KUMO tavolino/coffee table  
design Mauro Lipparini




KUMO tavolino/coffee table  
design Mauro Lipparini





KUMO tavolino/coffee table  
design Mauro Lipparini



KUMO tavolino/coffee table  
design Mauro Lipparini





COMBINATION tavolino/coffee table  
design Alain Gilles



COMBINATION tavolino/coffee table  
design Alain Gilles

OLOS BERGÈRE poltrona/armchair  
design Mauro Lipparini









ISOLA MIRROR specchio/mirror  
design Mario & Giulia Mazzer



ISOLA MIRROR specchio/mirror  
design Mario & Giulia Mazzer

DOGE poltrona/armchair  
design Mauro Lipparini





ISOLA MIRROR specchio/mirror  
design Mario & Giulia Mazzer



ISOLA MIRROR specchio/mirror  
design Mario & Giulia Mazzer





OLOS MIRROR LIGHT specchio/mirror  
design Mauro Lipparini



OLOS MIRROR LIGHT specchio/mirror  
design Mauro Lipparini

BOOLEAN ARMCHAIR poltrona/armchair  
design Giuseppe Viganò

PEPITA lampada da terra/floor lamp  
Studio Team Design





OLOS MIRROR specchio/mirror  
design Mauro Lipparini



OLOS MIRROR LIGHT specchio/mirror  
design Mauro Lipparini

OLOS MIRROR specchio/mirror  
design Mauro Lipparini





VAGUE MIRROR specchio/mirror  
design Roberto Paoli



VAGUE MIRROR specchio/mirror  
design Roberto Paoli






MUSA specchio/mirror  
design Spazioameno



MUSA specchio/mirror  
design Spazioameno









ALMA appendiabiti/coat stand  
design Spazioameno



ALMA appendiabiti/coat stand  
design Spazioameno

RABAT tappeto/rug









ISOLA appendiabiti/coat stand  
design Mario & Giulia Mazzer



ISOLA appendiabiti/coat stand  
design Mario & Giulia Mazzer

ROGER porta riviste/magazine rack  
design Bonaldo Lab

RABAT tappeto/rug













WAVE paravento/screen  
design Marconato & Zappa





FOIL libreria/bookshelf  
design Maurizio e Silvia Varsi



FOIL libreria/bookshelf  
design Maurizio e Silvia Varsi

NEULLY POUF pouf  
design Fabrice Berrux





FOIL libreria/bookshelf  
design Maurizio e Silvia Varsi



FOIL libreria/bookshelf  
design Maurizio e Silvia Varsi

















ROGER porta riviste/magazine rack  
design Bonaldo Lab



ROGER porta riviste/magazine rack  
design Bonaldo Lab

MONEYPENNY comodino/bedside table  
design Mauro Lipparini





Divani/Sofas





BOOLEAN divano/sofa  
design Giuseppe Viganò

BOOLEAN ARMCHAIR poltrona/armchair  
design Giuseppe Viganò

LITOS tavolino/coffee table  
design Giuseppe Viganò

DUNE credenza/sideboard  
design Giuseppe Viganò





BOOLEAN divano/sofa  
design Giuseppe Viganò

LITOS tavolino/coffee table  
design Giuseppe Viganò



BOOLEAN divano/sofa  
design Giuseppe Viganò





BOOLEAN divano/sofa  
design Giuseppe Viganò

BOOLEAN ARMCHAIR poltrona/armchair  
design Giuseppe Viganò

LITOS tavolino/coffee table  
design Giuseppe Viganò

DUNE credenza/sideboard  
design Giuseppe Viganò





BOOLEAN divano/sofa  
design Giuseppe Viganò





BOOLEAN divano/sofa  
design Giuseppe Viganò



BOOLEAN divano/sofa  
design Giuseppe Viganò

LITOS tavolino/coffee table  
design Giuseppe Viganò

PEPITA lampada da terra/floor lamp  
Studio Team Design






BOOLEAN divano/sofa  
design Giuseppe Viganò

LITOS tavolino/coffee table  
design Giuseppe Viganò

DUNE TV STAND porta TV/TV stand  
design Giuseppe Viganò

PEPITA lampada da terra/floor lamp  
Studio Team Design





Poltrone/Armchairs





BOOLEAN ARMCHAIR poltrona/armchair  
design Giuseppe Viganò



BOOLEAN ARMCHAIR poltrona/armchair  
design Giuseppe Viganò

BOOLEAN divano/sofa  
design Giuseppe Viganò





BOOLEAN ARMCHAIR poltrona/armchair  
design Giuseppe Viganò



BOOLEAN ARMCHAIR poltrona/armchair  
design Giuseppe Viganò

PEPITA lampada da terra/floor lamp  
Studio Team Design





DOGE poltrona/armchair  
design Mauro Lipparini



DOGE poltrona/armchair  
design Mauro Lipparini





DOGE poltrona/armchair  
design Mauro Lipparini

BOOLEAN divano/sofa  
design Giuseppe Viganò

PEPITA lampada da terra/floor lamp  
Studio Team Design

FLAC tavolino/coffee table  
design Fabrice Berrux

RABAT tappeto/rug









DOGE poltrona/armchair  
design Mauro Lipparini

PEPITA lampada da terra/floor lamp  
Studio Team Design

TANGERI tappeto/rug



DOGE poltrona/armchair  
design Mauro Lipparini

TANGERI tappeto/rug





DOGE poltrona/armchair  
design Mauro Lipparini



DOGE poltrona/armchair  
design Mauro Lipparini





DOGE poltrona/armchair  
design Mauro Lipparini



DOGE poltrona/armchair  
design Mauro Lipparini

FLAC tavolino/coffee table  
design Fabrice Berrux

PEPITA lampada da terra/floor lamp  
Studio Team Design

RABAT tappeto/rug





DOGE poltrona/armchair  
design Mauro Lipparini



DOGE poltrona/armchair  
design Mauro Lipparini





Letti e Complementi Notte/  
Beds and Bed Accessories





HONEYMOON letto/bed  
design Mauro Lipparini

ELEMENT tavolino/coffee table  
design Alain Gilles

PEPITA lampada da tavolo/table lamp  
Studio Team Design

ISOLA appendiabiti/coat stand  
design Mario & Giulia Mazzer

DOGE poltrona/armchair  
design Mauro Lipparini

RABAT tappeto/rug



HONEYMOON letto/bed  
design Mauro Lipparini



HONEYMOON letto/bed  
design Mauro Lipparini

ELEMENT tavolino/coffee table  
design Alain Gilles

MONEYPENNY comodino/bedside table  
design Mauro Lipparini

ROGER porta riviste/magazine rack  
design Bonaldo Lab

RABAT tappeto/rug





HONEYMOON letto/bed  
design Mauro Lipparini



HONEYMOON letto/bed  
design Mauro Lipparini

DOGE poltrona/armchair  
design Mauro Lipparini

PEPITA lampada da terra/floor lamp  
Studio Team Design





MONEYPENNY comodino/bedside table  
design Mauro Lipparini



HONEYMOON letto/bed  
design Mauro Lipparini

MONEYPENNY comodino/bedside table  
design Mauro Lipparini





Illuminazione/Lighting









PEPITA sospensione/suspension lamp  
Studio Team Design



PEPITA sospensione/suspension lamp  
Studio Team Design





















KESHI sospensione/suspension lamp  
design Bonaldo Lab



KESHI sospensione/suspension lamp  
design Bonaldo Lab





KESHI sospensione/suspension lamp  
design Bonaldo Lab



KESHI sospensione/suspension lamp  
design Bonaldo Lab





KESHI sospensione/suspension lamp  
design Bonaldo Lab



KESHI sospensione/suspension lamp  
design Bonaldo Lab









Tappeti/Rugs





TANGERI tappeto/rug



TANGERI tappeto/rug






TANGERI tappeto/rug




TANGERI tappeto/rug





RABAT tappeto/rug



RABAT tappeto/rug






RABAT tappeto/rug



RABAT tappeto/rug





RABAT tappeto/rug



RABAT tappeto/rug














CASABLANCA tappeto/rug



CASABLANCA tappeto/rug





CASABLANCA tappeto/rug


CASABLANCA PINK SAND



CASABLANCA ESSENTIAL TAUPE



CASABLANCA MOON ECLIPSE



CASABLANCA tappeto/rug

CASABLANCA ICED MOON





DAKAR tappeto/rug



DAKAR tappeto/rug





DAKAR tappeto/rug

DAKAR BLACK



DAKAR LIGHT GREY



DAKAR tappeto/rug






Copri vaso/Metal planter





Copri vaso/Metal planter.



Copri vaso/Metal planter.





ALLEY	P. 340	HIPPOS WOOD	P. 332	OLOS OFFICE	P. 341
ALMA	P. 360	HONEYMOON	P. 369	OLOSTOO	P. 343
BACKDROP	P. 356	ISOLA	P. 360	ONE CONSOLE	P. 354
BOOLEAN ARMCHAIR	P. 368	ISOLA MIRROR	P. 362	PADIGLIONI	P. 336
BOOLEAN	P. 366	KASUMI	P. 350	PEPITA	P. 365
BOTÓN	P. 330	KESHI	P. 364	PI CHAIR	P. 341
CANVAS TABLE	P. 330	KUMO	P. 351	PIVOT	P. 337
CASABLANCA	P. 371	LITOS	P. 350	PIVOT ST	P. 338
COMBINATION	P. 348	LOUVER TABLE	P. 333	RABAT	P. 372
COPRI VASO-METAL PLANTER	P. 373	LOUVER TABLE WOOD	P. 333	REMO	P. 342
DAKAR	P. 371	LUNA BIANCA	P. 334	ROGER	P. 347
DIVER	P. 344	MAGIC	P. 352	SCULPTURAL	P. 355
DOGE	P. 368	MELLOW 400	P. 334	TANGERI	P. 372
DUNE	P. 357	MELLOW ST	P. 335	TORII ST	P. 339
DUNE TV STAND	P. 355	MONEYPENNY	P. 345 / P. 370	TWIGS	P. 359
ELEMENT	P. 348	MOON	P. 353	VAGUE	P. 347
FLAC	P. 349	MUSA	P. 362	VAGUE BOOKSHELF	P. 359
FLATIRON	P. 344	NEUILLY TOO	P. 343	VAGUE COFFEE TABLE	P. 353
FOIL	P. 358	NEWTON	P. 345	VAGUE MIRROR	P. 363
GEOMETRIC TABLE	P. 331	NEWTON LOW	P. 346	WAVE	P. 361
GEOMETRIC TABLE 400	P. 331	OLOS CHAIR	P. 340	YOUPI	P. 342
HIPPOS	P. 332	OLOS MIRROR	P. 363		

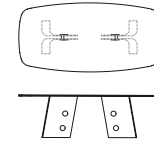
Informazioni tecniche.  
Technical information.



## BOTÓN



## DISEGNI - DRAWINGS



## MISURE - SIZE

**Piano a botte**  
Shaped top  
200 x 110 x h 75 cm - 79" x 43" x h 30"  
250 x 118 x h 75 cm - 98" x 46" x h 30"  
300 x 125 x h 75 cm - 118" x 49" x h 30"

## PIANO E BASE

Vetro fuso temperato  
Fumé

## TOP AND BASE

Tempered cast glass  
Smoked

## INSERTI BASE

Metallo Plus  
Piombo

## BASE INSERTS

Plus metal  
Lead

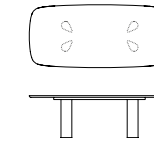
PAG. 58, 59, 60, 61, 62-63

250x118 - piano e base vetro fuso temperato fumè, inserti base  
piombo / top and base in smoked tempered cast glass, lead base inserts

## GEOMETRIC TABLE

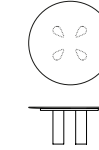


## DISEGNI - DRAWINGS



## MISURE - SIZE

**Piano a botte**  
Shaped top  
200 x 108 x h 75 cm - 79" x 42" x h 30"  
250 x 112 x h 75 cm - 98" x 44" x h 30"  
280 x 115 x h 75 cm - 110" x 45" x h 30"



**Piano tondo**  
Round top  
Ø120 x h 75 cm - Ø47" x h 30"  
Ø140 x h 75 cm - Ø55" x h 30"  
Ø160 x h 75 cm - Ø63" x h 30"  
Ø180 x h 75 cm - Ø71" x h 30"

## MONOMATERIAL

## PIANO E BASE

Marmo lucido o opaco  
Marquinia  
Saint Denis  
Rosso Carpazi  
Calacatta

## MONOMATERIAL

## TOP AND BASE

Glossy or mat marble  
Marquinia  
Saint Denis  
Rosso Carpazi  
Calacatta

PAG. 78-79, 80, 81

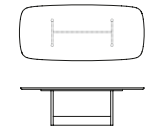
250x112 - piano e base in marmo lucido rosso Carpazi / glossy rosso  
Carpazi marble top and base

NEW

## CANVAS TABLE



## DISEGNI - DRAWINGS



## MISURE - SIZE

**Piano a botte**  
Shaped top  
200 x 108 cm x h - 79" x 43" x h  
250 x 112 cm x h - 98" x 44" x h  
280 x 115 cm x h - 110" x 45" x h  
300 x 120 cm x h - 118" x 47" x h  
300 x 140 cm x h - 118" x 55" x h

± h 75 cm / ± h 30"

L'altezza del tavolo varia a seconda del materiale scelto per il piano. Per maggiori informazioni e approfondimenti consultare il listino prezzi.

The height of the table could change depending on the material of the top. For more information check the price list.

## PIANO

Legno impiallacciato  
Legno massello  
Ceramica opaca  
Ceramica lucida  
Ceramica finitura seta  
Marmo lucido o opaco

## TOP

Veneered wood  
Solid wood  
Mat ceramic  
Glossy ceramic  
Silk finish ceramic  
Glossy or mat marble

## BASE

**Metallo**  
Bianco  
Marrone  
Nero  
Supreme anthracite  
Tortora  
**Metallo Plus**  
Bronzo  
Piombo  
Oro perlato  
Ottone opaco  
Rame opaco

## BASE

**Metal**  
White  
Brown  
Black  
Supreme anthracite  
Dove grey  
**Plus metal**  
Bronze  
Lead  
Pearl gold  
Mat brass  
Mat copper

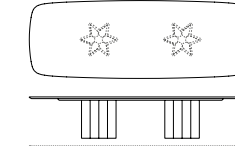
PAG. 27, 28-29, 30, 31, 32, 33

250x112 - piano in rovere carbone, base piombo / coal oak top, lead base

## GEOMETRIC TABLE 400



## DISEGNI - DRAWINGS



## MISURE - SIZE

**Piano a botte**  
Shaped top  
400 x 140 x h 75 cm - 157" x 55" x h 30"

## PIANO

Legno impiallacciato

## TOP

Veneered wood

## BASE

**Alluminio verniciato**  
Bianco  
Marrone  
Nero  
Supreme anthracite  
Tortora  
**Alluminio verniciato Plus**  
Bronzo  
Oro perlato  
Piombo  
Ottone opaco  
Rame opaco

## BASE

**Painted aluminium**  
White  
Brown  
Black  
Supreme anthracite  
Dove grey  
**Plus painted aluminium**  
Bronze  
Pearl gold  
Lead  
Mat brass  
Mat copper

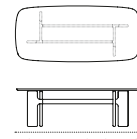
PAG. 68, 69

400x140 - piano in noce Canaletto, base bronzo / Canaletto walnut  
top, bronze base



NEW  
24**HIPPOS, HIPPOS WOOD**

## DISEGNI - DRAWINGS



± h 75 cm / ± h 30"

L'altezza del tavolo varia a seconda del materiale scelto per il piano. Per maggiori informazioni e approfondimenti consultare il listino prezzi.

## MISURE - SIZE

**Piano a botte****Shaped top**

200 x 108 cm x h - 79" x 43" x h  
 250 x 112 cm x h - 98" x 44" x h  
 280 x 115 cm x h - 110" x 45" x h  
 300 x 120 cm x h - 118" x 47" x h  
 300 x 140 cm x h - 118" x 55" x h

The height of the table could change depending on the material of the top. For more information check the price list.

**HIPPOS****PIANO**

Legno impiallacciato  
 Legno massello  
 Cristallo  
 Ceramica opaca  
 Ceramica lucida  
 Ceramica finitura seta  
 Marmo lucido o opaco

**BASE**

Poliuretano ad alta densità  
 Verniciato opaco  
 Bronzo  
 Piombo

**TOP**

Veneered wood  
 Solid wood  
 Glass  
 Mat ceramic  
 Glossy ceramic  
 Silk finish ceramic  
 Glossy or mat marble

**BASE**

High density polyurethane  
 Mat painted  
 Bronze  
 Lead

**HIPPOS WOOD****PIANO**

Legno massello  
 Cristallo  
 Ceramica opaca  
 Ceramica lucida  
 Ceramica finitura seta  
 Marmo lucido o opaco

**BASE**

Legno massello  
 Noce Americano

**TOP**

Solid wood  
 Glass  
 Mat ceramic  
 Glossy ceramic  
 Silk finish ceramic  
 Glossy or mat marble

**BASE**

Solid wood  
 American walnut

PAG. 16, 17, 18-19

Hippos 250x112 - piano in ceramica Alaska White, base bronzo / Alaska White ceramic top, bronze base

PAG. 20, 21

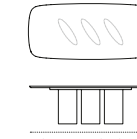
Hippos 250x112 - piano in rovere carbone, base piombo / coal oak top, lead base

PAG. 22, 23, 24, 25

Hippos Wood 250x112 - piano in cristallo bronzato, base in legno massello noce Americano / bronzed glass top, American walnut solid wood base

NEW  
24**LOUVER TABLE, LOUVER TABLE WOOD**

## DISEGNI - DRAWINGS



± h 75 cm / ± h 30"

L'altezza del tavolo varia a seconda del materiale scelto per il piano. Per maggiori informazioni e approfondimenti consultare il listino prezzi.

## MISURE - SIZE

**Piano a botte****Shaped top**

200 x 108 cm x h - 79" x 43" x h  
 250 x 112 cm x h - 98" x 44" x h  
 280 x 115 cm x h - 110" x 45" x h  
 300 x 120 cm x h - 118" x 47" x h  
 300 x 140 cm x h - 118" x 55" x h

The height of the table could change depending on the material of the top. For more information check the price list.

**LOUVER TABLE****PIANO**

Legno impiallacciato  
 Legno massello  
 Cristallo  
 Ceramica opaca  
 Ceramica lucida  
 Ceramica finitura seta  
 Marmo lucido o opaco

**BASE**

Metallo  
 Bianco  
 Marrone  
 Nero  
 Supreme anthracite  
 Tortora  
 Metallo Plus  
 Bronzo  
 Piombo  
 Oro perlato  
 Ottone opaco  
 Rame opaco

**MONOMATERIAL****PIANO E BASE**

Argilla spatolata a mano

**TOP**

Veneered wood  
 Solid wood  
 Glass  
 Mat ceramic  
 Glossy ceramic  
 Silk finish ceramic  
 Glossy or mat marble

**BASE**

Metal  
 White  
 Brown  
 Black  
 Supreme anthracite  
 Dove grey  
 Plus metal  
 Bronze  
 Lead  
 Pearl gold  
 Mat brass  
 Mat copper

**MONOMATERIAL****TOP AND BASE**

Hand spatulated clay

**LOUVER TABLE WOOD****PIANO**

Ceramica opaca  
 Ceramica lucida  
 Ceramica finitura seta  
 Marmo lucido o opaco

**BASE**

Legno impiallacciato  
 Rovere spazzolato carbone  
 Noce Canaletto

**MONOMATERIAL****PIANO E BASE**

Legno impiallacciato  
 Rovere spazzolato carbone  
 Noce Canaletto

**TOP**

Mat ceramic  
 Glossy ceramic  
 Silk finish ceramic  
 Glossy or mat marble

**BASE**

Veneered wood  
 Brushed coal oak  
 Canaletto walnut

**MONOMATERIAL****TOP AND BASE**

Veneered wood  
 Brushed coal oak  
 Canaletto walnut

PAG. 9, 10-11, 12, 13

Louver Table 250x112 - piano in rovere carbone, base piombo / coal oak top, lead base

PAG. 14, 15

Louver Table 250x112 - piano in marmo lucido Emperador, base bronzo / glossy Emperador marble top, bronze base



## LUNA BIANCA



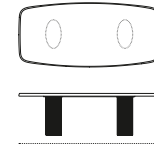
## PIANO

Ceramica opaca  
Ceramica lucida  
Ceramica finitura seta

## TOP

Mat ceramic  
Glossy ceramic  
Silk finish ceramic

## DISEGNI - DRAWINGS



## MISURE - SIZE

**Piano a botte**  
Shaped top  
200 x 108 x h 75 cm - 79" x 43" x h 30"  
250 x 115 x h 75 cm - 98" x 45" x h 30"  
300 x 122 x h 75 cm - 118" x 48" x h 30"

## OPZIONE BRONZO

**BORDO DEL PIANO**  
Legno laccato opaco  
Bronzo

**BASE**  
Metallo Plus  
Bronzo  
Metallo Special  
Brown nickel

## OPZIONE PIOMBO

**BORDO DEL PIANO**  
Legno laccato opaco  
Piombo

**BASE**  
Metallo Plus  
Piombo  
Metallo Special  
Dark nickel

## BRONZE OPTION

**TOP EDGE**  
Mat lacquered wood  
Bronze

**BASE**  
Plus metal  
Bronze  
Special metal  
Brown nickel

## LEAD OPTION

**TOP EDGE**  
Mat lacquered wood  
Lead

**BASE**  
Plus metal  
Lead  
Special metal  
Dark nickel

PAG. 53, 54, 55, 56, 57

250x115 - piano ceramica Black Onyx, bordo e base piombo / Black Onyx ceramic top, lead top edge and base

## MELLOW 400



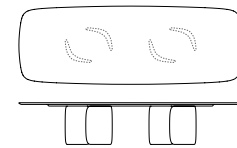
## PIANO

Legno impiallacciato

## TOP

Veneered wood

## DISEGNI - DRAWINGS



## MISURE - SIZE

**Piano a botte**  
Shaped top  
400 x 140 x h 75 cm - 157" x 55" x h 30"

## BASE

**Poliuretano ad alta densità**  
Verniciato opaco  
Supreme anthracite  
**Finitura**  
Bronzo spazzolato  
Piombo spazzolato

## BASE

**High density polyurethane**  
Mat painted  
Supreme anthracite  
**Finish**  
Brushed bronze  
Brushed lead

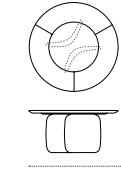
PAG. 64-65, 66, 67

400x140 - piano in rovere carbone, base piombo spazzolato / coal oak top, brushed lead base

## MELLOW ST

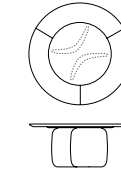


## DISEGNI - DRAWINGS

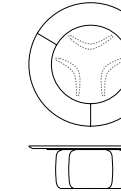


## MISURE - SIZE

**Piano tondo**  
Round top  
Ø160 x h 76 cm - Ø63" x h 30"



**Piano tondo**  
Round top  
Ø180 x h 76 cm - Ø71" x h 30"



**Piano tondo**  
Round top  
Ø220 x h 76 cm - Ø87" x h 30"

## COMBINAZIONE 1

## PIANO INTERNO GIREVOLE

Ceramica opaca  
Ceramica lucida  
Ceramica finitura seta

## PIANO ESTERNO

Legno impiallacciato  
Noce Canaletto

## BASE

Poliuretano ad alta densità  
Verniciato opaco  
Bronzo spazzolato

## COMBINATION 1

## CENTRAL BUILT-IN SWIVEL TOP

Mat ceramic  
Glossy ceramic  
Silk finish ceramic

## EXTERNAL TOP

Veneered wood  
Canaletto walnut

## BASE

High density polyurethane  
Mat painted  
Brushed bronze

## COMBINAZIONE 2

## PIANO INTERNO GIREVOLE

Ceramica opaca  
Ceramica lucida  
Ceramica finitura seta

## PIANO ESTERNO

Legno impiallacciato  
Rovere spazzolato carbone

## BASE

Poliuretano ad alta densità  
Verniciato opaco  
Piombo spazzolato

## COMBINATION 2

## CENTRAL BUILT-IN SWIVEL TOP

Mat ceramic  
Glossy ceramic  
Silk finish ceramic

## EXTERNAL TOP

Veneered wood  
Brushed coal oak

## BASE

High density polyurethane  
Mat painted  
Brushed lead

PAG. 70, 71, 72-73

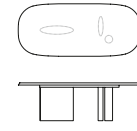
Ø220 - **Combinazione 2** - piano esterno in rovere spazzolato carbone, piano interno girevole in ceramica Black Onyx, base piombo spazzolato / **Combination 2** - external top in brushed coal oak, central built-in swivel top in Black Onyx ceramic, brushed lead base



## PADIGLIONI

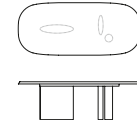


## DISEGNI - DRAWINGS



## MISURE - SIZE

**Piano a botte**  
Shaped top  
200 x 104 x h 76 cm - 79" x 41" x h 30"  
250 x 108 x h 76 cm - 98" x 43" x h 30"  
300 x 118 x h 76 cm - 118" x 46" x h 30"



**Piano marmo**  
Marble top  
290 x 115 x h 76 cm  
118" x 45" x h 30"

## MONOMATERIAL

## PIANO E BASE

Legno impiallacciato  
Argilla spatolata a mano

## DOUBLE MATERIAL

## PIANO

Legno impiallacciato

## BASE

**Metallo**  
Bianco  
Marrone  
Nero  
Tortora  
Supreme anthracite  
**Metallo Plus**  
Bronzo  
Oro perlato  
Piombo  
Ottone opaco  
Rame opaco

## MONOMATERIAL

## TOP AND BASE

Veneered wood  
Hand spatulated clay

## DOUBLE MATERIAL

## TOP

Veneered wood

## BASE

**Metal**  
White  
Brown  
Black  
Dove grey  
Supreme anthracite  
**Plus metal**  
Bronze  
Pearl gold  
Lead  
Mat brass  
Mat copper

## PIANO CERAMICA

## PIANO

Ceramica opaca  
Ceramica lucida  
Ceramica finitura seta

Combinazione 1  
BORDO DEL PIANO

Legno laccato opaco  
Bronzo  
**BASE**  
**Metallo Plus**  
Bronzo

Combinazione 2  
BORDO DEL PIANO

Legno laccato opaco  
Piombo  
**BASE**  
**Metallo Plus**  
Piombo

## PIANO MARMO

## PIANO

Marmo lucido o opaco

BORDO DEL PIANO  
E BASE

Legno impiallacciato  
Rovere spazzolato carbone  
Rovere miele

## CERAMIC TOP

## TOP

Mat ceramic  
Glossy ceramic  
Silk finish ceramic

Combinazione 1  
TOP EDGE

Mat lacquered wood  
Bronze  
**BASE**  
Plus metal  
Bronze

Combinazione 2  
TOP EDGE

Mat lacquered wood  
Lead  
**BASE**  
Plus metal  
Lead

## MARBLE TOP

## TOP

Mat or glossy marble

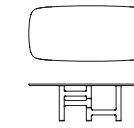
TOP EDGE  
AND BASE

Veneered wood  
Brushed coal oak  
Honey oak

## PIVOT

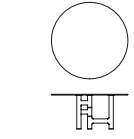


## DISEGNI - DRAWINGS



## MISURE - SIZE

**Piano a botte**  
Shaped top  
200 x 108 cm x h - 79" x 42,5" x h  
250 x 112 cm x h - 98" x 44" x h  
280 x 115 cm x h - 110" x 45" x h  
300 x 120 cm x h - 118" x 47" x h  
300 x 140 cm x h - 118" x 55" x h



**Piano tondo**  
Round top  
Ø 140 cm x h - Ø 55" x h  
Ø 160 cm x h - Ø 63" x h  
Ø 180 cm x h - Ø 71" x h

± h 75 cm / ± h 30"

L'altezza del tavolo varia a seconda del materiale scelto per il piano. Per maggiori informazioni e approfondimenti consultare il listino prezzi.

The height of the table could change depending on the material of the top. For more information check the price list.

## PIANO

Legno massello  
Cristallo  
Ceramica opaca  
Ceramica lucida  
Ceramica finitura seta  
Marmo lucido o opaco

## TOP

Solid wood  
Glass  
Mat ceramic  
Glossy ceramic  
Silk finish ceramic  
Glossy or mat marble

## BASE

Legno massello  
Frassino carbone  
Noce Americano

## INSERTI BASE

**Metallo**  
Bianco  
Marrone  
Nero  
Tortora  
Supreme anthracite  
**Metallo Plus**  
Bronzo  
Oro perlato  
Piombo  
**Metallo Special**  
Acciaio  
Ottone opaco  
Rame opaco

## BASE

Solid wood  
Coal ash  
American walnut

## BASE INSERTS

**Metal**  
White  
Brown  
Black  
Dove grey  
Supreme anthracite  
**Plus metal**  
Bronze  
Pearl gold  
Lead  
**Special metal**  
Steel  
Mat brass  
Mat copper

PAG. 35, 36-37

250x108 - piano e base in rovere carbone / coal oak top and base

PAG. 38, 39

250x108 - piano e base in rovere miele / honey oak top and base

PAG. 40, 41, 43

250x108 - piano in ceramica Black Onyx, bordo e base piombo / Black Onyx ceramic top, lead top edge and base

PAG. 44, 45

250x108 - piano in Travertino Romano, bordo e base in rovere miele / Travertino Romano top, honey oak top edge and base

PAG. 46, 47

250x108 - piano e gambe argilla spatolata a mano Terre / top and base Terre clay finish with hand spatula effect

PAG. 48, 49

250x112 - piano e base legno massello noce Americano, inserti base bronzo / American walnut solid wood top and base, bronze base inserts

PAG. 50, 51

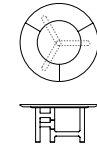
250x112 - piano in cristallo bronzato, base legno massello noce Americano, inserti base bronzo / bronzed glass top, American walnut solid wood base, bronze base inserts



## PIVOT ST

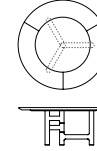


## DISEGNI - DRAWINGS

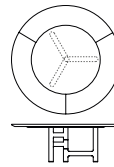


## MISURE - SIZE

**Piano tondo**  
Round top  
Ø160 x h 76 cm - Ø63" x h 30"



**Piano tondo**  
Round top  
Ø180 x h 76 cm - Ø71" x h 30"



**Piano tondo**  
Round top  
Ø220 cm x h 76 cm - Ø87" x h 30"

## COMBINAZIONE 1

PIANO INTERNO  
GIREVOLE

Ceramica opaca  
Ceramica lucida  
Ceramica finitura seta

## PIANO ESTERNO

**Legno impiallacciato**  
Noce Canaletto

## BASE

**Legno massello**  
Noce Americano

## INSERTI BASE

**Metallo**  
Bianco  
Marrone  
Nero  
Tortora  
Supreme anthracite  
**Metallo Plus**  
Bronzo  
Oro perlato  
Piombo  
Ottone opaco  
Rame opaco  
**Metallo Special**  
Acciaio

## COMBINATION 1

CENTRAL BUILT-IN  
SWIVEL TOP

Mat ceramic  
Glossy ceramic  
Silk finish ceramic

## EXTERNAL TOP

**Veneered wood**  
Canaletto walnut

## BASE

**Solid metal**  
American walnut

## BASE INSERTS

**Metal**  
White  
Brown  
Black  
Dove grey  
Supreme anthracite  
**Plus metal**  
Bronze  
Pearl gold  
Lead  
Mat brass  
Mat copper  
**Special metal**  
Steel

## COMBINAZIONE 2

PIANO INTERNO  
GIREVOLE

Ceramica opaca  
Ceramica lucida  
Ceramica finitura seta

## PIANO ESTERNO

**Legno impiallacciato**  
Rovere spazzolato carbone

## BASE

**Legno massello**  
Frassino carbone

## INSERTI BASE

**Metallo**  
Bianco  
Marrone  
Nero  
Tortora  
Supreme anthracite  
**Metallo Plus**  
Bronzo  
Oro perlato  
Piombo  
Ottone opaco  
Rame opaco  
**Metallo Special**  
Acciaio

## COMBINATION 2

CENTRAL BUILT-IN  
SWIVEL TOP

Mat ceramic  
Glossy ceramic  
Silk finish ceramic

## EXTERNAL TOP

**Veneered wood**  
Brushed coal oak

## BASE

**Solid metal**  
Coal ash

## BASE INSERTS

**Metal**  
White  
Brown  
Black  
Dove grey  
Supreme anthracite  
**Plus metal**  
Bronze  
Pearl gold  
Lead  
Mat brass  
Mat copper  
**Special metal**  
Steel

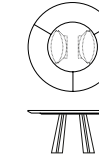
PAG. 74, 75

Ø220 - **Combinazione 2** - piano esterno in rovere spazzolato carbone, piano interno girevole in ceramica Black Onyx, base in legno massello frassino carbone, inserti base piombo / **Combination 2** - external top in brushed coal oak, central built-in swivel top in Black Onyx ceramic, coal ash solid wood base, lead base inserts

## TORII ST

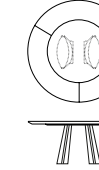


## DISEGNI - DRAWINGS



## MISURE - SIZE

**Piano tondo**  
Round top  
Ø160 x h 76 cm - Ø63" x h 30"



**Piano tondo**  
Round top  
Ø180 x h 76 cm - Ø71" x h 30"



**Piano tondo**  
Round top  
Ø220 cm x h 76 cm - Ø87" x h 30"

## COMBINAZIONE 1

PIANO INTERNO  
GIREVOLE

Ceramica opaca  
Ceramica lucida  
Ceramica finitura seta

## PIANO ESTERNO

**Legno impiallacciato**  
Noce Canaletto

## BASE

**Metallo Plus**  
Bronzo

## COMBINATION 1

CENTRAL BUILT-IN  
SWIVEL TOP

Mat ceramic  
Glossy ceramic  
Silk finish ceramic

## EXTERNAL TOP

**Veneered wood**  
Canaletto walnut

## BASE

**Plus metal**  
Bronze

## COMBINAZIONE 2

PIANO INTERNO  
GIREVOLE

Ceramica opaca  
Ceramica lucida  
Ceramica finitura seta

## PIANO ESTERNO

**Legno impiallacciato**  
Rovere spazzolato carbone

## BASE

**Metallo Plus**  
Piombo

## COMBINATION 2

CENTRAL BUILT-IN  
SWIVEL TOP

Mat ceramic  
Glossy ceramic  
Silk finish ceramic

## EXTERNAL TOP

**Veneered wood**  
Brushed coal oak

## BASE

**Plus metal**  
Lead

PAG. 76, 77

Ø220 - **Combinazione 1** - piano esterno in noce Canaletto, piano interno girevole in ceramica Mountain peak, base bronzo / **Combination 1** - external top in Canaletto walnut, central built-in swivel top in Mountain peak ceramic, bronze base

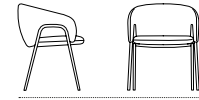


NEW  
24

## ALLEY



DISEGNI - DRAWINGS



MISURE - SIZE

**ALLEY**  
57 x 62 x h 74 cm  
22" x 24" x h 29"

## RIVESTIMENTO

Tessuto  
Ecopelle  
Ecopelle vintage  
Pelle

## COVER

Fabric  
Eco leather  
Vintage Eco leather  
Leather

## IMBOTTITURA

Poliuretano schiumato a freddo

## PADDING

Cold-foamed polyurethane

## GAMBE

**Metallo**  
Bianco  
Marrone  
Nero  
Supreme anthracite  
Tortora  
**Metallo Plus**  
Bronzo  
Piombo  
Oro perlato  
Ottone opaco  
Rame opaco  
**Metallo Special**  
Clouded chrome  
Brown nickel  
Dark nickel

## LEGS

**Metal**  
White  
Brown  
Black  
Supreme anthracite  
Dove grey  
**Plus metal**  
Bronze  
Lead  
Pearl gold  
Mat brass  
Mat copper  
**Special metal**  
Clouded chrome  
Brown nickel  
Dark nickel

PAG. 88, 89, 90, 91

Alley - rivestimento in tessuto 8D76, gambe piombo / upholstered in 8D76 fabric, lead legs

## OLOS CHAIR




DISEGNI - DRAWINGS



MISURE - SIZE

**OLOS CHAIR**  
56 x 53 x h 82 cm  
22" x 21" x h 32"



**OLOS CHAIR MET**  
56 x 53 x h 82 cm  
22" x 21" x h 32"

## RIVESTIMENTO

Tessuto  
Ecopelle  
Ecopelle vintage  
Pelle

## COVER

Fabric  
Eco leather  
Vintage Eco leather  
Leather

## IMBOTTITURA

Gomma indeformabile  
ad alta densità

## PADDING

High density, shrink-resistant  
rubber

## SCHIENALE

**Legno impiallacciato**  
Frassino carbone  
Frassino naturale  
Noce Canaletto

## BACKREST

**Veneered wood**  
Coal ash  
Natural ash  
Canaletto walnut

OLOS CHAIR  
GAMBE

**Legno impiallacciato**  
Stessa finitura dello schienale

OLOS CHAIR  
LEGS

**Veneered wood**  
In the same finish as the backrest

OLOS CHAIR MET  
GAMBE

**Metallo**  
Bianco  
Marrone  
Nero  
Supreme anthracite  
Tortora  
**Metallo Plus**  
Bronzo  
Piombo  
Oro perlato  
Ottone opaco  
Rame opaco  
**Metallo Special**  
Clouded chrome  
Brown nickel  
Dark nickel

OLOS CHAIR MET  
LEGS

**Metal**  
White  
Brown  
Black  
Supreme anthracite  
Dove grey  
**Plus metal**  
Bronze  
Lead  
Pearl gold  
Mat brass  
Mat copper  
**Special metal**  
Clouded chrome  
Brown nickel  
Dark nickel

PAG. 100, 101

Olos chair - rivestimento in tessuto MD02, schienale e gambe in frassino carbone / upholstered in MD02 fabric, coal ash legs and backrest


PAG. 102, 103

Olos chair met - rivestimento in tessuto MD01, schienale in frassino carbone, gambe piombo / upholstered in MD01 fabric, coal ash backrest, lead legs

## OLOS OFFICE



DISEGNI - DRAWINGS



MISURE - SIZE

**OLOS OFFICE**  
60 x 60 x h 82 cm  
24" x 24" x h 32"

## RIVESTIMENTO

Tessuto  
Ecopelle  
Ecopelle vintage  
Pelle

## COVER

Fabric  
Eco leather  
Vintage Eco leather  
Leather

## IMBOTTITURA

Gomma indeformabile  
ad alta densità

## PADDING

High density, shrink-resistant  
rubber

## SCHIENALE

**Legno impiallacciato**  
Frassino carbone  
Frassino naturale  
Noce Canaletto

## BACKREST

**Veneered wood**  
Coal ash  
Natural ash  
Canaletto walnut

## BASE GIREVOLE

**Metallo**  
Bianco  
Marrone  
Nero  
Supreme anthracite  
Tortora  
**Metallo Plus**  
Bronzo  
Oro perlato  
Piombo

## SWIVEL BASE

**Metal**  
White  
Brown  
Black  
Supreme anthracite  
Dove grey  
**Plus metal**  
Bronze  
Pearl gold  
Lead

PAG. 104, 105

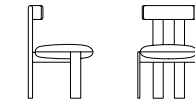
Olos Office - rivestimento in tessuto MD02, schienale in frassino carbone, base girevole piombo / upholstered in MD02 fabric, coal ash backrest, lead swivel base

NEW  
24

## PI CHAIR



DISEGNI - DRAWINGS



MISURE - SIZE

**PI CHAIR**  
56 x 54 x h 80 cm  
22" x 21" x h 31"

## RIVESTIMENTO

Tessuto  
Ecopelle  
Ecopelle vintage  
Pelle

## COVER

Fabric  
Eco leather  
Vintage Eco leather  
Leather

## IMBOTTITURA

Poliuretano schiumato a freddo

## PADDING

Cold-foamed polyurethane

## GAMBE

**Legno massello**  
Frassino carbone  
Frassino miele  
Noce Americano

## LEGS

**Solid wood**  
Coal ash  
Honey ash  
American walnut

PAG. 84, 85, 86, 87

Pi chair - rivestimento COM: Vescom Ariana 7061.03, gambe in legno massello frassino carbone / upholstered COM: Vescom Ariana 7061.03, coal ash solid wood legs



## REMO



## DISEGNI - DRAWINGS



## MISURE - SIZE

**REMO**  
54 x 62 x h 77 cm  
21" x 24" x h 30"

## RIVESTIMENTO

Tessuto  
Ecopelle  
Ecopelle vintage  
Pelle

## COVER

Fabric  
Eco leather  
Vintage Eco leather  
Leather

## IMBOTTITURA

Gomma indeformabile ad alta densità

## PADDING

High density, shrink-resistant rubber

## GAMBE

**Legno massello**  
Frassino carbone  
Frassino naturale  
Noce Canaletto

## LEGS

Solid wood  
Coal ash  
Natural ash  
Canaletto walnut

PAG. 96, 97

Remo - rivestimento in tessuto SP54, gambe in legno massello noce Canaletto / upholstered in SP54 fabric, Canaletto walnut solid wood legs


PAG. 98, 99

Remo - rivestimento in tessuto 9B69, gambe in legno massello frassino carbone / upholstered in 9B69 fabric, coal ash solid wood legs

## YOUPI



## DISEGNI - DRAWINGS



## MISURE - SIZE

**YOUPI**  
Base rivestita / Covered base  
58 x 55 x h 82 cm  
23" x 22" x h 32"



**YOUPI**  
Gambe in metallo / Metal legs  
58 x 55 x h 82 cm  
23" x 22" x h 32"

## RIVESTIMENTO

Tessuto  
Ecopelle  
Ecopelle vintage  
Pelle

## COVER

Fabric  
Eco leather  
Vintage Eco leather  
Leather

## IMBOTTITURA

Poliuretano schiumato a freddo

## PADDING

Cold-foamed polyurethane

## GAMBE

**Metallo**  
Bianco  
Marrone  
Nero  
Supreme anthracite  
Tortora  
**Metallo Plus**  
Bronzo  
Oro perlato  
Piombo  
**Metallo Special**  
Clouded chrome  
Brown nickel  
Dark nickel

## LEGS

**Metal**  
White  
Brown  
Black  
Supreme anthracite  
Dove grey  
**Plus metal**  
Bronze  
Pearl gold  
Lead  
**Special metal**  
Clouded chrome  
Brown nickel  
Dark nickel

PAG. 92, 93

Youpi - base rivestita - rivestimento in tessuto MD01 / covered base - upholstered in MD01 fabric

PAG. 94, 95

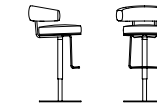
Youpi - gambe in metallo - rivestimento in tessuto MD61, gambe piombo / metal legs - upholstered in MD61 fabric, lead legs

NEW  
24

## NEUILLY TOO



## DISEGNI - DRAWINGS



## MISURE - SIZE

**NEUILLY TOO**  
Base girevole / Swivel base  
55 x 59 x h 80 / 100 cm  
22" x 23" x h 31" / 39"

## RIVESTIMENTO

Tessuto  
Ecopelle  
Ecopelle vintage  
Pelle

## COVER

Fabric  
Eco leather  
Vintage Eco leather  
Leather

## IMBOTTITURA

Schienale in poliuretano schiumato a freddo; seduta in gomma indeformabile ad alta densità

## PADDING

Backrest in cold-foamed polyurethane; seat in high density, shrink-resistant rubber

## BASE GIREVOLE E POGGIAPIEDI

**Metallo**  
Bianco  
Marrone  
Nero  
Supreme anthracite  
Tortora  
**Metallo Plus**  
Bronzo  
Piombo  
Oro perlato  
Ottone opaco  
Rame opaco

## SWIVEL BASE AND FOOTREST

**Metal**  
White  
Brown  
Black  
Supreme anthracite  
Dove grey  
**Plus metal**  
Bronze  
Lead  
Pearl gold  
Mat brass  
Mat copper

Profilo battitacco in acciaio inox

Stainless steel "scuff plate" profile

PAG. 110, 111


Neully too - rivestimento in tessuto 8D76, base girevole piombo / upholstered in 8D76 fabric, lead swivel base

NEW  
24

## OLOS TOO



## DISEGNI - DRAWINGS



## MISURE - SIZE

**OLOS TOO H 67**   **OLOS TOO H 77**  
57 x 50 x h 102 cm   57 x 50 x h 112 cm  
22" x 20" x h 40"   22" x 20" x h 44"



**OLOS TOO**  
Base girevole / Swivel base  
57 x 50 x h 95 / 115 cm  
22" x 20" x h 37" / 45"

## RIVESTIMENTO

Tessuto  
Ecopelle  
Ecopelle vintage  
Pelle

## COVER

Fabric  
Eco leather  
Vintage Eco leather  
Leather

## IMBOTTITURA

Gomma indeformabile ad alta densità

## PADDING

High density, shrink-resistant rubber

## SCHIENALE

**Legno impiallacciato**  
Frassino carbone  
Frassino naturale  
Noce Canaletto

## BACKREST

**Veneered wood**  
Coal ash  
Natural ash  
Canaletto walnut

## BASE GIREVOLE, GAMBE E POGGIAPIEDI

**Metallo**  
Bianco  
Marrone  
Nero  
Supreme anthracite  
Tortora  
**Metallo Plus**  
Bronzo  
Piombo  
Oro perlato  
Ottone opaco  
Rame opaco

## SWIVEL BASE, LEGS AND FOOTREST

**Metal**  
White  
Brown  
Black  
Supreme anthracite  
Dove grey  
**Plus metal**  
Bronze  
Lead  
Pearl gold  
Mat brass  
Mat copper

Profilo battitacco in acciaio inox

Stainless steel "scuff plate" profile

PAG. 106, 107

Olos too - rivestimento in tessuto 9B72, schienale noce Canaletto, base girevole bronzo / upholstered in 9B72 fabric, Canaletto walnut backrest, bronze swivel base

PAG. 108, 109

Olos too H 67, H 77 - rivestimento in tessuto 9B72, schienale noce Canaletto, gambe bronzo / upholstered in 9B72 fabric, Canaletto walnut backrest, bronze legs

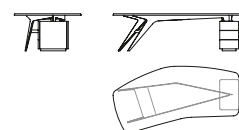


NEW  
24

## DIVER



## DISEGNI - DRAWINGS



## MISURE - SIZE

**DIVER**  
258 x 135 x h 75 cm  
102" x 53" x h 30"

## PIANO E COMODINO

**Legno impiallacciato**  
Noce Canaletto

## TOP AND DRAWER CHEST

Veneered wood  
Canaletto walnut

## BASE

**Metallo Plus**  
Bronzo  
Piombo

## BASE

Plus metal  
Bronze  
Lead

PAG. 122, 123, 124-125, 126, 127

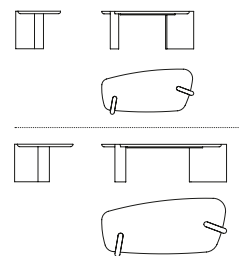
Diver - piano in noce Canaletto, base bronzo / Canaletto walnut top, bronze base

NEW  
24

## FLATIRON



## DISEGNI - DRAWINGS



## MISURE - SIZE

**FLATIRON 180**  
180 x 90 x h 75 cm  
71" x 35" x h 30"

**FLATIRON 245**  
245 x 116 x h 75 cm  
96" x 46" x h 30"

## COMBINAZIONE 1

## PIANO

**Legno impiallacciato**  
Noce Canaletto

## BASE

**Legno laccato opaco**  
Bronzo spazzolato

## INSERTO

**Metallo Plus**  
Bronzo

## COMBINATION 1

## TOP

Veneered wood  
Canaletto walnut

## BASE

Mat lacquered wood  
Brushed bronze

## INSERT

Plus metal  
Bronze

## COMBINAZIONE 2

## PIANO

**Legno impiallacciato**  
Rovere spazzolato carbone

## BASE

**Legno laccato opaco**  
Piombo spazzolato

## INSERTO

**Metallo Plus**  
Piombo

## COMBINATION 2

## TOP

Veneered wood  
Brushed coal oak

## BASE

Mat lacquered wood  
Brushed lead

## INSERT

Plus metal  
Lead

PAG. 114, 115, 116-117

245 cm - Combinazione 2 - piano in rovere spazzolato carbone, base piombo spazzolato, inserto piombo / Combination 2 - brushed coal oak top, brushed lead base, lead insert

PAG. 118, 119, 120, 121

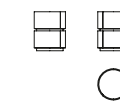
180 cm - Combinazione 1 - piano in noce Canaletto, base bronzo spazzolato, inserto bronzo / Combination 1 - Canaletto walnut top, brushed bronze base, bronze insert

NEW  
24

## MONEYPENNY

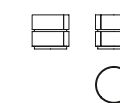


## DISEGNI - DRAWINGS



## MISURE - SIZE

**MONEYPENNY HIGH**  
Ø44 x h 55 cm  
Ø17" x h 22"



**MONEYPENNY LOW**  
Ø54 x h 50 cm  
Ø21" x h 20"

## COMBINAZIONE 1

## STRUTTURA

**Legno impiallacciato**  
Noce Canaletto

## TOP E BASE

**Legno laccato opaco**  
Bronzo

Disponibile anche nella versione con ruote

## COMBINATION 1

## FRAME

Veneered wood  
Canaletto walnut

## TOP AND BASE

Mat lacquered wood  
Bronze

Also available in the version with wheels

## COMBINAZIONE 2

## STRUTTURA

**Legno impiallacciato**  
Rovere spazzolato carbone

## TOP E BASE

**Legno laccato opaco**  
Piombo

Disponibile anche nella versione con ruote

## COMBINATION 2

## FRAME

Veneered wood  
Brushed coal oak

## TOP AND BASE

Mat lacquered wood  
Lead

Also available in the version with wheels

PAG. 132, 133

Money penny low - Combinazione 2 - struttura in rovere spazzolato carbone, top e base in piombo / Combination 2 - brushed coal oak frame, lead top and base

PAG. 134, 135

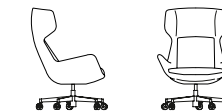
Money penny high - Combinazione 1 - struttura in noce Canaletto, top e base bronzo / Combination 1 - Canaletto walnut frame, bronze top and base

NEW  
24

## NEWTON



## DISEGNI - DRAWINGS



## MISURE - SIZE

**NEWTON**  
77 x 80 x h 107 cm  
30" x 31" x h 42"

## RIVESTIMENTO

Tessuto  
Pelle

## BI-RIVESTIMENTO

**Sedile**  
Tessuto  
**Cuscini frontali**  
Pelle

## IMBOTTITURA

Poliuretano schiumato a freddo

## COVER

Fabric  
Leather

## BI-COVER

**Seat**  
Fabric  
**Front cushions**  
Leather

## PADDING

Cold-foamed polyurethane

## BASE GIREVOLE

**Metallo Plus**  
Bronzo  
Piombo

## RUOTE

Nero

## SWIVEL BASE

Plus metal  
Bronze  
Lead

## WHEELS

Black

PAG. 129

Newton - rivestimento in pelle Panarea C10, base girevole bronzo / upholstered in C10 Panarea leather, bronze swivel base

PAG. 130, 131

Newton - sedile in tessuto 9B69, cuscini frontali in pelle Panarea C11, base girevole piombo / seat in 9B69 fabric, front cushions in C11 Panarea leather, lead swivel base



NEW  
24

## NEWTON LOW



DISEGNI - DRAWINGS



MISURE - SIZE

**NEWTON LOW**  
77 x 80 x h 86 cm  
30" x 31" x h 34"

## RIVESTIMENTO

Tessuto  
Pelle

## BI-RIVESTIMENTO

**Sedile**  
Tessuto  
**Cuscini frontali**  
Pelle

## IMBOTTITURA

Poliuretano schiumato a freddo

## COVER

Fabric  
Leather

## BI-COVER

**Seat**  
Fabric  
**Front cushions**  
Leather

## PADDING

Cold-foamed polyurethane

## BASE GIREVOLE

**Metallo Plus**  
Bronzo  
Piombo

## SWIVEL BASE

**Plus metal**  
Bronze  
Lead

## PAG. 128

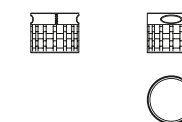
*Newton low* - rivestimento in pelle Panarea C10, base girevole bronzo / upholstered in C10 Panarea leather, bronze swivel base

NEW  
24

## ROGER



DISEGNI - DRAWINGS



MISURE - SIZE

**ROGER**  
Ø42 x h 35 cm  
Ø17" x h 14"

## CONTENITORE

**Cuoio pieno fiore**  
Testa di moro

## STORAGE BOX

**Full-grain emery leather**  
Dark brown

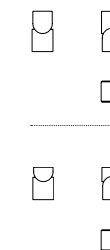
## PAG. 232, 233

*Roger* - contenitore in cuoio pieno fiore testa di moro / storage box in dark brown full-grain emery leather

## VAGUE



DISEGNI - DRAWINGS



MISURE - SIZE

**VAGUE HIGH**  
28 x 28 x h 54 cm  
11" x 11" x h 21"

**VAGUE LOW**  
28 x 28 x h 44 cm  
11" x 11" x h 17"

## PIANO

**Metallo**  
Bianco  
Marrone  
Nero  
Supreme anthracite  
Tortora  
**Metallo Plus**  
Bronzo  
Oro perlato  
Piombo  
Ottone opaco  
Rame opaco  
**Metallo Special**  
Clouded chrome  
Brown nickel  
Dark nickel

## TOP

**Metal**  
White  
Brown  
Black  
Supreme anthracite  
Dove grey  
**Plus metal**  
Bronze  
Pearl gold  
Lead  
Mat brass  
Mat copper  
**Special metal**  
Clouded chrome  
Brown nickel  
Dark nickel

## BASE

**Cemento**  
Grigio  
Effetto Travertino

## BASE

**Concrete**  
Grey  
Travertine look

## PAG. 174, 175

*Vague high* - piano piombo, base in cemento grigio / lead top, grey concrete base

## PAG. 174, 175

*Vague low* - piano piombo, base in cemento grigio / lead top, grey concrete base



## COMBINATION



## PIANO

## Metallo

Nella stessa finitura della base

## Ceramica opaca

## Ceramica lucida

## Ceramica finitura seta

## Marmo lucido o opaco

Carrara

Marquinia

Calacatta

## TOP

## Metal

In the same finish as the base

## Mat ceramic

## Glossy ceramic

## Silk finish ceramic

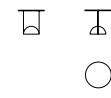
## Glossy or mat marble

Carrara

Marquinia

Calacatta

## DISEGNI - DRAWINGS

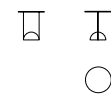


## MISURE - SIZE

## COMBINATION LOW

Ø42 / 44 x h 40 cm

Ø16" / 17" x h 16"



## COMBINATION HIGH

Ø42 / 44 x h 48 cm

Ø16" / 17" x h 19"

## BASE

## Metallo

Bianco

Marrone

Nero

Supreme anthracite

Tortora

## Metallo Plus

Bronzo

Oro perlato

Piombo

Ottone opaco

Rame opaco

## Metallo Special

Clouded chrome

Brown nickel

Dark nickel

## BASE

## Metal

White

Brown

Black

Supreme anthracite

Dove grey

## Plus metal

Bronze

Pearl gold

Lead

Mat brass

Mat copper

## Special metal

Clouded chrome

Brown nickel

Dark nickel

## PAG. 192, 194, 195

Combination low - piano e base supreme anthracite / supreme anthracite top and base

## PAG. 192, 194, 195

Combination high - piano e base brown nickel / brown nickel top and base

## PAG. 193, 194, 195

Combination low - piano e base dark nickel / dark nickel top and base

## PAG. 193, 194, 195

Combination high - piano e base clouded chrome / clouded chrome top and base

## ELEMENT



## STRUTTURA E PIANO

## Legno impiallacciato

Noce Canaletto

Rovere carbone

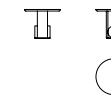
## FRAME

## Veneered wood

Canaletto walnut

Coal oak

## DISEGNI - DRAWINGS

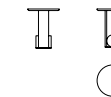


## MISURE - SIZE

## ELEMENT LOW

Ø46 x h 37 cm

Ø18" x h 15"



## ELEMENT HIGH

Ø40 x h 49 cm

Ø16" x h 19"

## BASE

## Cemento

Grigio

Effetto Travertino

## Marmo lucido o opaco

Carrara

Rosso Carpazi

Marquinia

## BASE

## Concrete

Grey

Travertine look

## Glossy or mat marble

Carrara

Rosso Carpazi

Marquinia

## PAG. 168, 169

Element high - struttura in noce Canaletto, base in cemento effetto Travertino / Canaletto walnut frame, Travertin look concrete base

## PAG. 168, 169

Element low - struttura in noce Canaletto, base in cemento effetto Travertino / Canaletto walnut frame, Travertin look concrete base

## PAG. 170, 171

Element high - struttura in rovere carbone, base in cemento grigio / coal oak frame, grey concrete base

## PAG. 170, 171

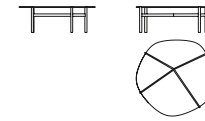
Element low - struttura in rovere carbone, base in cemento grigio / coal oak frame, grey concrete base

NEW 24

## FLAC



## DISEGNI - DRAWINGS

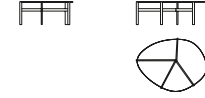


## MISURE - SIZE

## FLAC HIGH

106 x 106 x h 36 cm

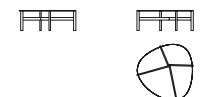
42 x 42 x h 14"



## FLAC MEDIUM

74 x 98 x h 33 cm

29 x 39 x h 13"



## FLAC LOW

79 x 78 x h 29 cm

31 x 31 x h 11"

## PIANO

## Vetro fuso temperato

Bronzato

Fumè

## Legno impiallacciato

Noce Canaletto

Rovere carbone

## Ceramica opaca

Grigio Ardesia

Laurent

Alaska White

Augusta

## Ceramica lucida

Calacatta

Black Onyx

Imperial grey

Mountain peak

Rosso imperiale

## Ceramica finitura seta

Calacatta macchia vecchia

## Marmo lucido o opaco

Carrara

Marquinia

Emperador

Travertino Romano

Fior di Bosco

Saint Denis

Rosso Carpazi

Calacatta

Dover White

## TOP

## Tempered cast glass

Bronzed

Smoked

## Veneered wood

Canaletto walnut

Coal oak

## Mat ceramic

Ardesia grey

Laurent

Alaska White

Augusta

## Glossy ceramic

Calacatta

Black Onyx

Imperial grey

Mountain peak

Rosso imperiale

## Silk finish ceramic

Calacatta Macchia Vecchia

## Glossy or mat marble

Carrara

Marquinia

Emperador

Travertino Romano

Fior di Bosco

Saint Denis

Rosso Carpazi

Calacatta

Dover White

Flac  
high medium low

## BASE

## Metallo Plus

Bronzo

Piombo

## BASE

## Plus metal

Bronze

Lead

## PAG. 158, 159, 161, 162, 163

Flac low - piano in vetro fuso temperato bronzato, base piombo / bronzed tempered cast glass top, lead base

## PAG. 163

Flac medium - piano in vetro fuso temperato bronzato, base piombo / bronzed tempered cast glass top, lead base

## PAG. 162, 163

Flac high - piano in vetro fuso temperato bronzato, base piombo / bronzed tempered cast glass top, lead base

## PAG. 160, 161

Flac low - piano in vetro fuso temperato fumè, base piombo / smoked tempered cast glass top, lead base

## PAG. 158, 159, 160, 161

Flac medium - piano in vetro fuso temperato fumè, base piombo / smoked tempered cast glass top, lead base

## PAG. 158, 159, 160, 161

Flac high - piano in vetro fuso temperato fumè, base piombo / smoked tempered cast glass top, lead base

## PAG. 161

Flac low - piano in noce Canaletto, base piombo / Canaletto walnut top, lead base

## PAG. 161

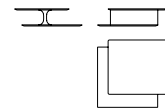
Flac medium - piano in ceramica Alaska White, base piombo / Alaska White ceramic top, lead base



## KASUMI



## DISEGNI - DRAWINGS



## MISURE - SIZE

**KASUMI**  
117 x 114 x h 31 cm  
46" x 45" x h 12"

## STRUTTURA

**Legno impiallacciato**  
Frassino carbone

## FRAME

Veneered wood  
Coal ash

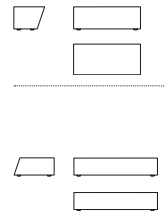
PAG. 176, 177, 178, 179

Kasumi - piano e base frassino carbone / coal ash top and base

NEW 24

## LITOS

## DISEGNI - DRAWINGS



## MISURE - SIZE

**LITOS HIGH**  
46 x 100 x h 33 cm  
18" x 39" x h 13"

**LITOS LOW**  
52 x 125 x h 28 cm  
20" x 49" x h 11"

## LITOS HIGH

## STRUTTURA

**Legno laccato lucido**  
Bianco  
Grigio chiaro

## LITOS HIGH

## FRAME

Glossy lacquered wood  
White  
Light grey

## LITOS LOW

## STRUTTURA

**Legno impiallacciato**  
Noce Canaletto  
Frassino carbone

## LITOS LOW

## FRAME

Veneered wood  
Canaletto walnut  
Coal ash

PAG. 164, 165

Litos high - struttura in legno laccato bianco / white laquered wood frame

PAG. 164, 165

Litos low - struttura in frassino carbone / coal ash frame

PAG. 166, 167

Litos high - struttura in legno laccato grigio chiaro / light grey laquered wood frame

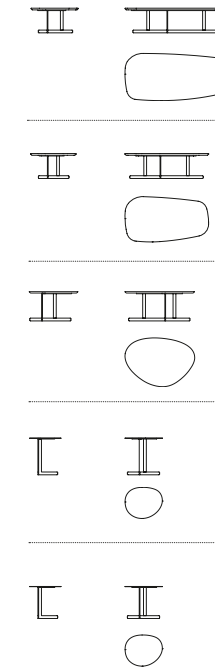
PAG. 166, 167

Litos low - struttura in noce Canaletto / Canaletto walnut frame

## KUMO



## DISEGNI - DRAWINGS



## MISURE - SIZE

**KUMO 151**  
**legno** - wood  
**marmo** - marble  
151 x 68 x h 33 cm  
59" x 27" x h 13"

**ceramica** - ceramic  
151 x 68 x h 31 cm  
59" x 27" x h 12"

## KUMO 120

**legno** - wood  
**marmo** - marble  
120 x 65 x h 33 cm  
47" x 26" x h 13"

**ceramica** - ceramic  
120 x 65 x h 31 cm  
47" x 26" x h 12"

## KUMO 100

**marmo** - marble  
103 x 73 x h 40 cm  
41" x 29" x h 16"

**ceramica** - ceramic  
100 x 70 x h 38 cm  
39" x 28" x h 15"

## KUMO 53 HIGH

**metallo** - metal  
53 x 44 x h 52 cm  
21" x 17" x h 20"

**legno** - wood  
55 x 46 x h 55 cm  
22" x 18" x h 22"

## KUMO 53 LOW

**metallo** - metal  
53 x 44 x h 45 cm  
21" x 17" x h 18"

**legno** - wood  
55 x 46 x h 48 cm  
22" x 18" x h 19"

## PIANO

**Legno impiallacciato**  
Noce Canaletto  
Rovere carbone  
**Ceramica opaca**  
Grigio Ardesia  
Laurent  
Alaska White  
Augusta  
**Ceramica lucida**  
Calacatta  
Black Onyx  
Imperial grey  
Mountain peak  
Rosso imperiale  
**Ceramica finitura seta**  
Calacatta Macchia Vecchia  
**Marmo lucido o opaco**  
Carrara  
Marquinia  
Emperador  
Fior di bosco  
Saint Denis  
Rosso Carpazi  
Calacatta  
Travertino Romano  
Dover White  
**Metallo**  
Nella stessa finitura della base

## TOP

**Veneered wood**  
Canaletto walnut  
Coal oak  
**Mat ceramic**  
Ardesia grey  
Laurent  
Alaska White  
Augusta  
**Glossy ceramic**  
Calacatta  
Black Onyx  
Imperial grey  
Mountain peak  
Rosso imperiale  
**Silk finish ceramic**  
Calacatta Macchia Vecchia  
**Glossy or mat marble**  
Carrara  
Marquinia  
Emperador  
Fior di bosco  
Saint Denis  
Rosso Carpazi  
Calacatta  
Travertino Romano  
Dover White  
**Metallo**  
In the same finish as the base

Kumo 151  
Kumo 100  
Kumo 53  
high / low

## BASE

**Metallo**  
Bianco  
Marrone  
Nero  
Supreme anthracite  
Tortora  
**Metallo Plus**  
Bronzo  
Oro perlato  
Piombo  
Ottone opaco  
Rame opaco  
**Metallo Special**  
Clouded chrome  
Brown nickel  
Dark nickel

## BASE

**Metal**  
White  
Brown  
Black  
Supreme anthracite  
Dove grey  
**Plus metal**  
Bronze  
Pearl gold  
Lead  
Mat brass  
Mat copper  
**Special metal**  
Clouded chrome  
Brown nickel  
Dark nickel

PAG. 188

Kumo 120 - piano ceramica Black Onyx, base piombo / Black Onyx ceramic top, lead base

PAG. 188, 189, 190

Kumo 53 low - piano e base piombo / lead top and base

PAG. 188, 190

Kumo 53 high - piano in noce Canaletto, base piombo / Canaletto walnut top, lead base

PAG. 189, 191

Kumo 151 - piano in noce Canaletto, base piombo / Canaletto walnut top, lead base

PAG. 189, 190, 191

Kumo 100 - piano in marmo Calacatta lucido, base piombo / glossy Calacatta marble top, lead base

PAG. 190

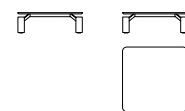
Kumo 151 - piano in marmo Calacatta lucido, base piombo / glossy Calacatta marble top, lead base



## MAGIC

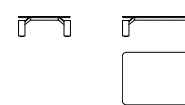


## DISEGNI - DRAWINGS



## MISURE - SIZE

**MAGIC 100 x 100**  
100 x 100 x h 31 cm  
39" x 39" x h 12"



**MAGIC 130 x 80**  
130 x 80 x h 31 cm  
51" x 31" x h 12"

## MONOMATERIAL

## PIANO E GAMBE

**Marmo lucido o opaco**  
Marquinia  
Saint Denis  
Rosso Carpazi  
Calacatta

## STRUTTURA

**Metallo Plus**  
Piombo

## DOUBLE MATERIAL

## PIANO

**Marmo lucido o opaco**  
Marquinia  
Saint Denis  
Rosso Carpazi  
Calacatta

## STRUTTURA E GAMBE

**Metallo**  
Bianco  
Marrone  
Nero  
Supreme anthracite  
Tortora  
**Metallo Plus**  
Bronzo  
Oro perlato  
Piombo  
**Metallo Special**  
Clouded chrome  
Brown nickel  
Dark nickel

## MONOMATERIAL

## TOP AND LEGS

**Glossy or mat marble**  
Marquinia  
Saint Denis  
Rosso Carpazi  
Calacatta

## FRAME

**Plus metal**  
Lead

## DOUBLE MATERIAL

## TOP

**Glossy or mat marble**  
Marquinia  
Saint Denis  
Rosso Carpazi  
Calacatta

## FRAME AND LEGS

**Metal**  
White  
Brown  
Black  
Supreme anthracite  
Dove grey  
**Plus metal**  
Bronze  
Pearl gold  
Lead  
**Special metal**  
Clouded chrome  
Brown nickel  
Dark nickel

## COMBINAZIONE 1

## PIANO

**Cristallo**  
Bronzato specchiato

## STRUTTURA E GAMBE

**Metallo Special**  
Brown nickel

## COMBINAZIONE 2

## PIANO

**Cristallo**  
Fumé specchiato

## STRUTTURA E GAMBE

**Metallo Special**  
Dark nickel

## COMBINAZIONE 1

## TOP

**Glass**  
Bronzed mirrored

## FRAME AND LEGS

**Special metal**  
Brown nickel

## COMBINAZIONE 2

## TOP

**Glass**  
Smoked mirrored

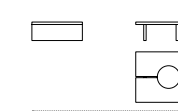
## FRAME AND LEGS

**Special metal**  
Dark nickel

## MOON

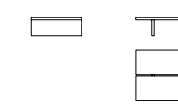


## DISEGNI - DRAWINGS



## MISURE - SIZE

**MOON 82 x 82**  
82 x 82 x h 30 cm  
32" x 32" x h 12"



**MOON 140 x 82**  
140 x 82 x h 30 cm  
55" x 32" x h 12"

## STRUTTURA

**Legno impiallacciato**  
Noce Canaletto  
Rovere carbone

## FRAME

**Veneered wood**  
Canaletto walnut  
Coal oak

## INSERTO CIRCOLARE

**Ceramica opaca**  
Grigio Ardesia  
Laurent  
Alaska White  
Augusta  
**Ceramica lucida**  
Calacatta  
Black Onyx  
Imperial grey  
Mountain peak  
Rosso imperiale  
**Ceramica finitura seta**  
Calacatta Macchia Vecchia

## ROUND INSERT

**Mat ceramic**  
Ardesia grey  
Laurent  
Alaska White  
Augusta  
**Glossy ceramic**  
Calacatta  
Black Onyx  
Imperial grey  
Mountain peak  
Rosso imperiale  
**Silk finish ceramic**  
Calacatta Macchia Vecchia

PAG. 184, 185, 186, 187

*Moon 140x82* - piano e base noce Canaletto, inserto circolare in ceramica Mountain peak / Canaletto walnut top and base, round Mountain peak ceramic insert

PAG. 186, 187

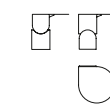
*Moon 140x82* - piano e base in rovere carbone, inserto circolare in ceramica Black Onyx / coal oak top and base, round Black Onyx ceramic insert

NEW 24

## VAGUE COFFEE TABLE

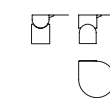


## DISEGNI - DRAWINGS



## MISURE - SIZE

**VAGUE COFFEE TABLE HIGH**  
57 x 56 x h 54 cm  
22" x 22" x h 21"



**VAGUE COFFEE TABLE LOW**  
57 x 56 x h 44 cm  
22" x 22" x h 17"

## PIANO

**Metallo**  
Bianco  
Marrone  
Nero  
Supreme anthracite  
Tortora  
**Metallo Plus**  
Bronzo  
Oro perlato  
Piombo  
Ottone opaco  
Rame opaco  
**Metallo Special**  
Clouded chrome  
Brown nickel  
Dark nickel

## TOP

**Metal**  
White  
Brown  
Black  
Supreme anthracite  
Dove grey  
**Plus metal**  
Bronze  
Pearl gold  
Lead  
Mat brass  
Mat copper  
**Special metal**  
Clouded chrome  
Brown nickel  
Dark nickel

## BASE

**Cemento**  
Grigio  
Effetto Travertino

## BASE

**Concrete**  
Grey  
Travertine look

PAG. 180, 181

*Magic 100x100* - piano e gambe marmo lucido rosso Carpazi, struttura piombo / glossy rosso Carpazi marble top and legs, lead frame

PAG. 182, 183

*Magic 100x100* - piano cristallo fumè specchiato, struttura e gambe dark nickel / smoked mirrored glass top, dark nickel frame and legs

PAG. 182, 183

*Magic 130x80* - piano e gambe marmo lucido Calacatta, struttura piombo / glossy Calacatta marble top and legs, lead frame

PAG. 172, 173

*Vague coffee table high* - piano piombo, base in cemento grigio / lead top, grey concrete base

PAG. 173

*Vague coffee table low* - piano piombo, base in cemento grigio / lead top, grey concrete base

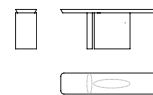


NEW 24

## ONE CONSOLE



DISEGNI - DRAWINGS



MISURE - SIZE

<b>ONE CONSOLE</b> <b>153</b> 153 x 40 x h 75 cm 60" x 16" x h 30"	<b>ONE CONSOLE</b> <b>183</b> 183 x 40 x h 75 cm 72" x 16" x h 30"
---	---

### MONOMATERIAL

**Legno impiallacciato**  
Rovere spazzolato carbone  
Rovere miele  
Noce Canaletto  
**Argilla spatolata a mano**  
Glacier  
Graphite  
Neige  
Perle  
Terracotta  
Terre

### MONOMATERIAL

Veneered wood  
Brushed coal oak  
Honey oak  
Canaletto walnut  
**Hand spatulated clay**  
Glacier  
Graphite  
Neige  
Perle  
Terracotta  
Terre

### PIANO

**Legno impiallacciato**  
Rovere spazzolato carbone  
Rovere miele  
Noce Canaletto

### BASE

**Metallo Plus**  
Bronzo  
Piombo

### TOP

Veneered wood  
Brushed coal oak  
Honey oak  
Canaletto walnut

### BASE

**Plus metal**  
Bronze  
Lead

PAG. 138, 139, 140, 141

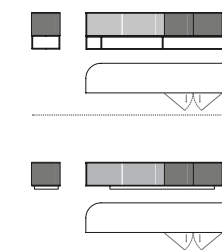
183 cm - piano in rovere spazzolato carbone, base piombo / brushed coal oak brushed top, lead base

NEW 24

## DUNE TV STAND, DUNE TV STAND LIGHT



DISEGNI - DRAWINGS



MISURE - SIZE

**DUNE TV STAND**  
**Base sagomata / Shaped base**  
250 x 48 x h 60 cm  
98" x 19" x h 24"

**DUNE TV STAND**  
**Base a zoccolo / Plinth base**  
250 x 48 x h 43 cm  
98" x 19" x h 17"

### COMBINAZIONE 1

**STRUTTURA ESTERNA**  
**Legno laccato opaco**  
Bronzo

**ANTE**  
**Legno impiallacciato**  
Noce Canaletto

**BASE**  
**Metallo Plus**  
Bronzo

### COMBINATION 1

**OUTSIDE FRAME**  
**Mat lacquered wood**  
Bronze

**DOORS**  
Veneered wood  
Canaletto walnut

**BASE**  
**Plus metal**  
Bronze

### COMBINAZIONE 2

**STRUTTURA ESTERNA**  
**Legno laccato opaco**  
Piombo

**ANTE**  
**Legno impiallacciato**  
Rovere carbone

**BASE**  
**Metallo Plus**  
Piombo

### COMBINATION 2

**OUTSIDE FRAME**  
**Mat lacquered wood**  
Lead

**DOORS**  
Veneered wood  
Coal oak

**BASE**  
**Plus metal**  
Lead

PAG. 142, 143

Dune TV stand - **Combinazione 1** - struttura bronzo, ante noce Canaletto, base bronzo / **Combination 1** - bronze frame, Canaletto walnut doors, bronze base

PAG. 144, 145

Dune TV stand light - **Combinazione 2** - struttura piombo, ante rovere carbone, base piombo / **Combination 2** - lead frame, coal oak doors, lead base

PAG. 146, 147

Dune TV stand light - **Combinazione 2** - struttura piombo, ante rovere carbone, base a zoccolo piombo / **Combination 2** - lead frame, coal oak doors, lead plinth base

## SCULPTURAL



DISEGNI - DRAWINGS



MISURE - SIZE

**SCULPTURAL**  
280 x 50 x h 33 cm  
110" x 20" x h 13"

### STRUTTURA

**Legno impiallacciato**  
Noce Canaletto  
Rovere carbone

### FRAME

Veneered wood  
Canaletto walnut  
Coal oak

PAG. 148, 149

Sculptural - struttura in rovere carbone / coal oak frame

PAG. 150, 151

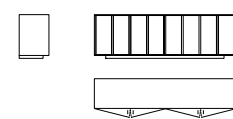
Sculptural - struttura in noce Canaletto / Canaletto walnut frame



## BACKDROP

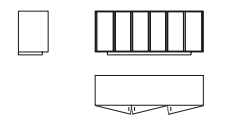


## DISEGNI - DRAWINGS



## MISURE - SIZE

**BACKDROP 240**  
240 x 50 x h 75 cm  
94" x 20" x h 30"



**BACKDROP 180**  
181 x 50 x h 75 cm  
71" x 20" x h 30"

## STRUTTURA ESTERNA

**Legno impiallacciato**  
Noce Canaletto

## ANTE

**Legno impiallacciato**  
Noce Canaletto

## BASE A ZOCCOLO

**Legno nobilitato**  
Grigio antracite

## OUTSIDE FRAME

Veneered wood  
Canaletto walnut

## DOORS

Veneered wood  
Canaletto walnut

## PLINTH BASE

Melamine wood  
Anthracite grey

## COMBINAZIONE 1

## STRUTTURA ESTERNA

**Legno laccato opaco**  
Bronzo

## ANTE

**Legno pantografato**  
Bronzo spazzolato

## BASE A ZOCCOLO

**Legno nobilitato**  
Grigio antracite

## COMBINAZIONE 2

## STRUTTURA ESTERNA

**Legno laccato opaco**  
Piombo

## ANTE

**Legno pantografato**  
Piombo spazzolato

## BASE A ZOCCOLO

**Legno nobilitato**  
Grigio antracite

## COMBINAZIONE 1

## OUTSIDE FRAME

**Mat laccato opaco**  
Bronze

## DOORS

**Pantografato**  
Brushed bronze

## PLINTH BASE

**Melamine wood**  
Anthracite grey

## COMBINAZIONE 2

## OUTSIDE FRAME

**Mat laccato opaco**  
Lead

## DOORS

**Pantografato**  
Brushed Lead

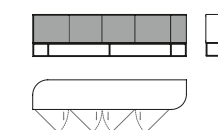
## PLINTH BASE

**Melamine wood**  
Anthracite grey

## DUNE



## DISEGNI - DRAWINGS



## MISURE - SIZE

**DUNE 250**  
250 x 48 x h 70 cm  
98" x 19" x h 28"

## COMBINAZIONE 1

## STRUTTURA ESTERNA

**Legno laccato opaco**  
Bronzo

## ANTE

**Legno impiallacciato**  
Noce Canaletto

## BASE

**Metallo Plus**  
Bronzo

## TOP

**Legno laccato opaco**  
Bronze

**Ceramica opaca**  
Grigio Ardesia  
Laurent  
Alaska White  
Augusta  
**Ceramica lucida**  
Calacatta  
Black Onyx  
Imperial grey  
Mountain peak  
Rosso imperiale  
**Ceramica finitura seta**  
Calacatta Macchia Vecchia  
**Marmo lucido o opaco**  
Carrara  
Marquinia  
Emperador  
Travertino Romano  
Fior di bosco  
Saint Denis  
Rosso Carpazi  
Calacatta  
Dover White

## COMBINAZIONE 1

## OUTSIDE FRAME

**Mat laccato opaco**  
Bronze

## DOORS

Veneered wood  
Canaletto walnut

## BASE

**Plus metal**  
Bronze

## TOP

**Mat laccato opaco**  
Bronze

**Mat ceramic**  
Ardesia grey  
Laurent  
Alaska White  
Augusta  
**Glossy ceramic**  
Calacatta  
Black Onyx  
Imperial grey  
Mountain peak  
Rosso imperiale  
**Silk finish ceramic**  
Calacatta Macchia Vecchia  
**Glossy or mat marble**  
Carrara  
Marquinia  
Emperador  
Travertino Romano  
Fior di bosco  
Saint Denis  
Rosso Carpazi  
Calacatta  
Dover White

## COMBINAZIONE 2

## STRUTTURA ESTERNA

**Legno laccato opaco**  
Piombo

## ANTE

**Legno impiallacciato**  
Rovere carbone

## BASE

**Metallo Plus**  
Piombo

## TOP

**Legno laccato opaco**  
Piombo

**Ceramica opaca**  
Grigio Ardesia  
Laurent  
Alaska White  
Augusta  
**Ceramica lucida**  
Calacatta  
Black Onyx  
Imperial grey  
Mountain peak  
Rosso imperiale  
**Ceramica finitura seta**  
Calacatta Macchia Vecchia  
**Marmo lucido o opaco**  
Carrara  
Marquinia  
Emperador  
Travertino Romano  
Fior di bosco  
Saint Denis  
Rosso Carpazi  
Calacatta  
Dover White

## COMBINAZIONE 2

## OUTSIDE FRAME

**Mat laccato opaco**  
Lead

## DOORS

Veneered wood  
Coal oak

## BASE

**Plus metal**  
Lead

## TOP

**Mat laccato opaco**  
Lead

**Mat ceramic**  
Ardesia grey  
Laurent  
Alaska White  
Augusta  
**Glossy ceramic**  
Calacatta  
Black Onyx  
Imperial grey  
Mountain peak  
Rosso imperiale  
**Silk finish ceramic**  
Calacatta Macchia Vecchia  
**Glossy or mat marble**  
Carrara  
Marquinia  
Emperador  
Travertino Romano  
Fior di bosco  
Saint Denis  
Rosso Carpazi  
Calacatta  
Dover White

PAG. 156, 157

Backdrop 240 - **Combinazione 2** - struttura piombo, ante piombo spazzolato, base a zoccolo grigio antracite / **Combinazione 2** - lead frame, brushed lead doors, anthracite grey plinth base

PAG. 152, 153


Dune 250 - **Combinazione 2** - top in marmo lucido Carrara, struttura piombo, ante in rovere carbone, base piombo / **Combinazione 2** - glossy Carrara marble top, lead frame, coal oak doors, lead base

PAG. 154, 155

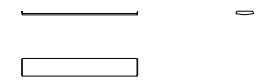
Dune 250 - **Combinazione 1** - top in ceramica Calacatta Macchia Vecchia, struttura bronzo, ante in noce Canaletto, base bronzo / **Combinazione 1** - Calacatta Macchia Vecchia ceramic top, bronze frame, Canaletto walnut doors, bronze base



## FOIL




### DISEGNI - DRAWINGS



### MISURE - SIZE

**RIPIANO 177**  
SHELF 177  
177 x 27 x h 5 cm  
70" x 11" x h 2"



**RIPIANO 265**  
SHELF 265  
265 x 27 x h 5 cm  
104" x 11" x h 2"

### MONTANTE

**Metallo Plus**  
Bronzo  
Piombo

### UPRIGHT

**Plus metal**  
Bronze  
Lead

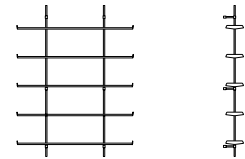
### RIPIANI

**Alluminio verniciato Plus**  
Nella stessa finitura dei montanti

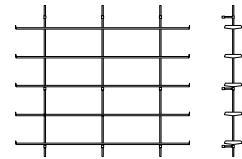
### SHELVES

**Plus painted aluminium**  
In the same finish as the uprights

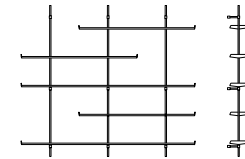
### COMPOSIZIONI - COMBINATIONS



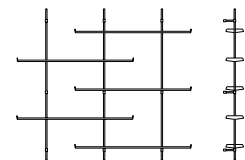
**COMPOSIZIONE 1**  
COMBINATION 1  
177 x 30 x h 231 cm  
70" x 12" x h 91"



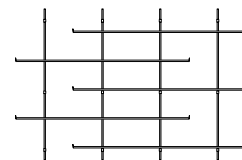
**COMPOSIZIONE 2**  
COMBINATION 2  
265 x 30 x h 231 cm  
104" x 12" x h 91"



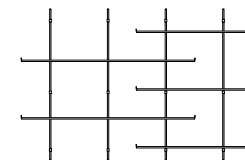
**COMPOSIZIONE 3**  
COMBINATION 3  
265 x 30 x h 231 cm  
104" x 12" x h 91"



**COMPOSIZIONE 4**  
COMBINATION 4  
265 x 30 x h 231 cm  
104" x 12" x h 91"



**COMPOSIZIONE 5**  
COMBINATION 5  
353 x 30 x h 231 cm  
139" x 12" x h 91"



**COMPOSIZIONE 6**  
COMBINATION 6  
353 x 30 x h 231 cm  
139" x 12" x h 91"

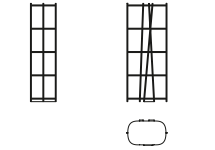
PAG. 222, 223, 224, 225

Foil - **Composizione 03** - montanti e ripiani piombo / **Composition 03** - lead upright and shelves

## TWIGS

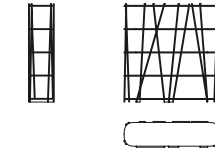


### DISEGNI - DRAWINGS



### MISURE - SIZE

**TWIGS 67**  
67 x 43 x h 165 cm  
26" x 17" x h 65"



**TWIGS 160**  
160 x 43 x h 165 cm  
63" x 17" x h 65"

### STRUTTURA

**Metallo**  
Bordeaux  
**Metallo Plus**  
Bronzo  
Piombo

### FRAME

**Metal**  
Bordeaux  
**Plus metal**  
Bronze  
Lead

### RIPIANI

**Legno laccato opaco**  
In tinta con la struttura

### SHELF

**Mat lacquered wood**  
In a color matching the frame

PAG. 226, 227, 228

Twigs 160 - struttura e ripiani piombo / lead frame and shelves

PAG. 227, 228, 229

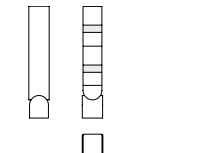
Twigs 67 - struttura e ripiani piombo / lead frame and shelves

NEW  
24

## VAGUE BOOKSHELF



### DISEGNI - DRAWINGS



### MISURE - SIZE

**VAGUE BOOKSHELF**  
28 x 28 x h 153 cm  
11" x 11" x h 60"

### STRUTTURA

**Metallo**  
Bianco  
Marrone  
Nero  
Supreme anthracite  
Tortora  
**Metallo Plus**  
Bronzo  
Oro perlato  
Piombo  
Ottone opaco  
Rame opaco

### FRAME

**Metal**  
White  
Brown  
Black  
Supreme anthracite  
Dove grey  
**Plus metal**  
Bronze  
Pearl gold  
Lead  
Mat brass  
Mat copper

### BASE

**Cemento**  
Grigio  
Effetto Travertino

### BASE

**Concrete**  
Grey  
Travertine look

PAG. 230, 231

Vague bookshelf - struttura piombo, base in cemento grigio / lead frame, grey concrete base

PAG. 230, 231

Vague bookshelf - struttura bronzo, base in cemento effetto Travertino / bronze frame, Travertine look concrete base

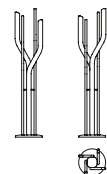


NEW 24

## ALMA



### DISEGNI - DRAWINGS



### MISURE - SIZE

**ALMA**  
38 x 38 x h 177 cm  
15" x 15" x h 70"

#### RAMI

**Legno massello**  
Noce Americano

#### BRANCHES

**Solid wood**  
American walnut

#### BASE E COLONNA

**Cemento**  
Grigio  
Effetto Travertino

#### BASE AND COLUMN

**Concrete**  
Grey  
Travertine look

PAG. 212, 213

*Alma* - rami in legno massello noce Americano, base cemento effetto Travertino / American walnut solid wood branches, Travertin look concrete base

PAG. 210, 211

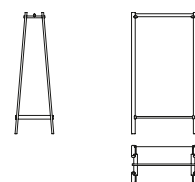
*Alma* - rami in legno massello noce Americano, base cemento grigio / American walnut solid wood branches, grey concrete base

NEW 24

## ISOLA



### DISEGNI - DRAWINGS



### MISURE - SIZE

**ISOLA**  
53 x 89 x h 165 cm  
21" x 35" x h 65"

#### STRUTTURA

**Legno massello**  
Noce Americano

#### FRAME

**Solid wood**  
American walnut

PAG. 214, 215, 216, 217

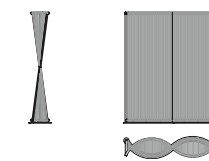
*Isola* - struttura in legno massello noce Americano / American walnut solid wood frame

NEW 24

## WAVE



### DISEGNI - DRAWINGS



### MISURE - SIZE

**WAVE**  
36 x 157 x h 180 cm  
14" x 62" x h 71"

#### DIVISORIO

**Corda**  
Sabbia

#### SCREEN

**Cord**  
Sand

#### STRUTTURA

**Metallo Plus**  
Bronzo  
Piombo

#### FRAME

**Plus metal**  
Bronze  
Lead

PAG. 218, 219, 221

*Wave* - divisorio in corda sabbia, struttura piombo / sand cord screen, lead frame

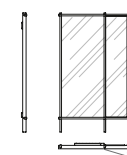


NEW  
24

## ISOLA MIRROR



## DISEGNI - DRAWINGS



## MISURE - SIZE

**ISOLA MIRROR**  
109 x 8 x h 182 cm  
43" x 3" x h 72"

## STRUTTURA

**Legno massello**  
Noce Americano

## FRAME

**Solid wood**  
American walnut

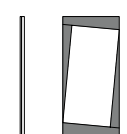
PAG. 196, 197, 198, 199

Isola mirror - struttura in legno massello noce Americano / American walnut solid wood frame

## MUSA

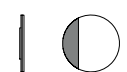


## DISEGNI - DRAWINGS



## MISURE - SIZE

**MUSA 90 x H 190**  
90 x 6 x h 190 cm  
35" x 2" x h 75"



**MUSA Ø90**  
90 x 6 x h 90 cm  
35" x 2" x h 35"

## STRUTTURA

**Legno impiallacciato**  
Noce Canaletto

## FRAME

**Veneered wood**  
Canaletto walnut

PAG. 209

Musa 90x190 - struttura noce Canaletto / Canaletto walnut frame

PAG. 206, 207, 208

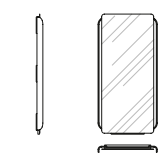
Musa Ø90 - struttura noce Canaletto / Canaletto walnut frame

NEW  
24

## OLOS MIRROR, OLOS MIRROR LIGHT

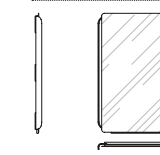


## DISEGNI - DRAWINGS

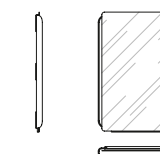


## MISURE - SIZE

**OLOS MIRROR 90**  
90 x 11 x h 182 cm  
35" x 4" x h 72"



**OLOS MIRROR 120**  
120 x 11 x h 182 cm  
47" x 4" x h 72"



**OLOS MIRROR 160**  
160 x 11 x h 182 cm  
63" x 4" x h 72"

## STRUTTURA

**Legno impiallacciato**  
Noce Canaletto

## FRAME

**Veneered wood**  
Canaletto walnut

PAG. 200, 201, 203

Olos mirror light 90 cm - struttura in noce Canaletto / Canaletto walnut frame

PAG. 202, 203

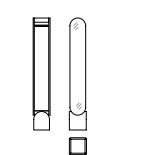
Olos mirror 160 cm - struttura in noce Canaletto / Canaletto walnut frame

NEW  
24

## VAGUE MIRROR



## DISEGNI - DRAWINGS



## MISURE - SIZE

**VAGUE MIRROR**  
28 x 28 x h 185 cm  
11" x 11" x h 73"

## STRUTTURA

**Metallo Plus**  
Bronzo  
Piombo

## FRAME

**Plus metal**  
Bronze  
Lead

## BASE

**Cemento**  
Grigio  
Effetto Travertino

## BASE

**Concrete**  
Grey  
Travertine look

## PANNELLO POSTERIORE

**Legno nobilitato**  
In tinta con la struttura

## BACK PANEL

**Melamine wood**  
In a color matching the frame

PAG. 204, 205

Vague mirror - struttura piombo, base in cemento grigio / lead frame, grey concrete base

PAG. 205

Vague mirror - struttura piombo, base in cemento effetto Travertino / lead frame, Travertine look concrete base



NEW 24

## KESHI



DISEGNI - DRAWINGS		MISURE - SIZE
Sospensione Suspension lamp		<b>1 LUCE</b> 1 LIGHT 40 x 18 x h 64 cm 15" x 7" x h 25"
Sospensione Suspension lamp		<b>3 LUCI CASUAL</b> 3 LIGHTS CASUAL 40 x 18 x h 64 cm 15" x 7" x h 25"
Sospensione Suspension lamp		<b>3 LUCI LINEAR</b> 3 LIGHTS LINEAR 100 x 18 x h 64 cm 39" x 7" x h 25"
<p>Sospensioni Per le lampade a sospensione, nel disegno vengono riportate le dimensioni di ingombro del paralume. Le sospensioni sono dotate di cavo elettrico regolabile che può arrivare sino ad una lunghezza massima di 300 cm - 118".</p>		<p>Suspensions As regards suspension lamps, the overall dimensions of the lampshade are given in the drawing. The suspensions are equipped with an adjustable electric cable that can reach a maximum length of 300 cm - 118".</p>

### PARALUME

Vetro  
Trasparente

### LAMP SHADE

Glass  
Transparent

### STRUTTURA E ROSONE

**Metallo Plus**  
Nickel spazzolato  
Bronzo rame

### FRAME AND ROSETTE

**Plus metal**  
Brushed nickel  
Copper-bronze

#### PAG. 292, 293

Keshi - Sospensione 1 luce - paralume vetro trasparente, struttura nickel spazzolato / 1 light suspension lamp - transparent glass lampshade, brushed nickel frame

#### PAG. 294, 295

Keshi - Sospensione 3 luci casual - paralume vetro trasparente, struttura nickel spazzolato / 3 lights casual suspension lamp - transparent glass lampshade, brushed nickel frame

#### PAG. 296, 297

Keshi - Sospensione 3 luci casual - paralume vetro trasparente, struttura bronzo rame / 3 lights casual suspension lamp - transparent glass lampshade, copper-bronze frame

#### PAG. 298, 299

Keshi - Sospensione 3 luci linear - paralume vetro trasparente, struttura nickel spazzolato / 3 lights linear suspension lamp - transparent glass lampshade, brushed nickel frame

NEW 24

## PEPITA



DISEGNI - DRAWINGS		MISURE - SIZE
Sospensione Suspension lamp		<b>1 LUCE</b> 1 LIGHT 32 x 32 x h 28 cm 13" x 13" x h 11"
Sospensione Suspension lamp		<b>3 LUCI</b> 3 LIGHTS 32 x 32 x h 28 cm 13" x 13" x h 11"
Sospensione Suspension lamp		<b>5 LUCI</b> 5 LIGHTS 22 x 22 x h 19 cm 9" x 9" x h 7"
Sospensione Suspension lamp		<b>7 LUCI</b> 7 LIGHTS 12/22 x 12/22 x h 11/19 cm 5/9" x 5/9" x h 4/7"
Lampada da tavolo Table lamp		<b>PICCOLA SMALL</b> 15 x 11 x h 12 cm 6" x 4" x h 5" <b>GRANDE LARGE</b> 22 x 22 x h 20 cm 9" x 9" x h 8"
Lampada da terra Floor lamp		26 x 26 x h 176 cm 10" x 10" x h 69"
<p>Sospensioni Per le lampade a sospensione, nel disegno vengono riportate le dimensioni di ingombro del paralume. Le sospensioni sono dotate di cavo elettrico regolabile che può arrivare sino ad una lunghezza massima di 200/300 cm - 79/118".</p>		<p>Suspensions As regards suspension lamps, the overall dimensions of the lampshade are given in the drawing. The suspensions are equipped with an adjustable electric cable that can reach a maximum length of 200/300 cm - 79/118".</p>

### PARALUME

Vetro  
Seta  
Trasparente  
Rame

### STRUTTURA E ROSONE

**Metallo Plus**  
Bronzo  
Piombo

### LAMP SHADE

Glass  
Silk  
Transparent  
Copper

### FRAME AND ROSETTE

**Plus metal**  
Bronze  
Lead

### DETTAGLIO

**Metallo Plus**  
Ottone opaco

### DETAILS

**Plus metal**  
Mat brass

#### PAG. 280, 281

Pepita - Sospensione 1 luce - paralume vetro seta, struttura piombo / 1 light suspension lamp - silk glass lampshade, lead frame

#### PAG. 282, 283

Pepita - Sospensione 3 luci - paralume vetro seta, struttura bronzo / 3 lights suspension lamp - silk glass lampshade, bronze frame

#### PAG. 284, 285, 286, 287

Pepita - Sospensione 7 luci - paralume medio: n° 1 vetro trasparente, n° 2 vetro seta - paralume piccolo: n° 2 vetro trasparente, n° 1 vetro seta, n° 1 vetro rame, struttura bronzo / 7 lights suspension lamp - medium lampshade: n° 1 transparent glass, n° 2 silk glass - small lampshade: n° 2 transparent glass, n° 1 silk glass, n° 1 copper glass, bronze frame

#### PAG. 288, 289

Pepita - Lampada da tavolo piccola - paralume vetro seta, struttura bronzo / Small table lamp - silk glass lampshade, bronze frame

#### PAG. 288, 289

Pepita - Lampada da tavolo grande - paralume vetro seta, struttura bronzo / Large table lamp - silk glass lampshade, bronze frame

#### PAG. 290, 291

Pepita - Lampada da terra - paralume vetro seta, struttura piombo / Floor lamp - silk glass lampshade, lead frame



BOOLEAN



RIVESTIMENTO

Tessuto  
Completamente sfoderabile

IMBOTTITURA

Poliuretano espanso  
Cuscini schiena in misto piuma

STRUTTURA

In metallo con cinghie elastiche.  
Braccioli e schienali struttura in legno e conglomerato di legno.

COVER

Fabric  
Fully removable cover

PADDING

Polyurethane foam  
Mixed feather back cushions

FRAME

In metal with elastic strips.  
Armrests and backrests with wooden and conglomerate wood structure.

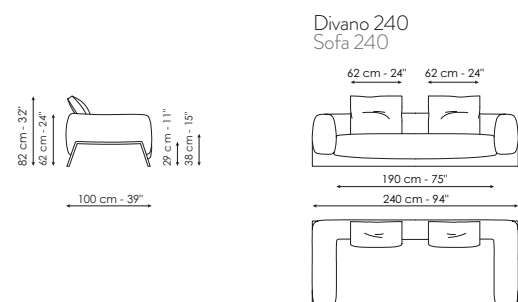
BASE

Legno impiallacciato  
Noce Canaletto  
Rovere carbone

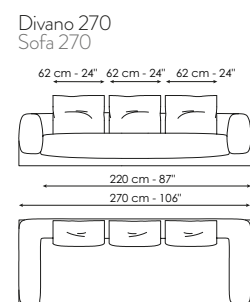
BASE

Veneered wood  
Canaletto walnut  
Coal oak

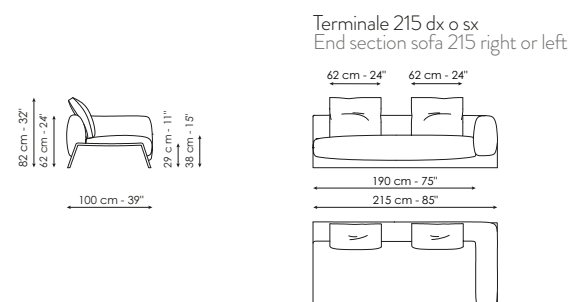
DISEGNI - DRAWINGS



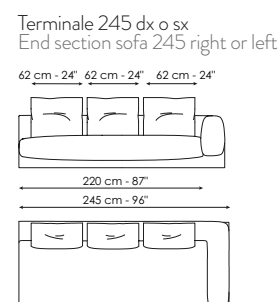
Divano 240  
Sofa 240



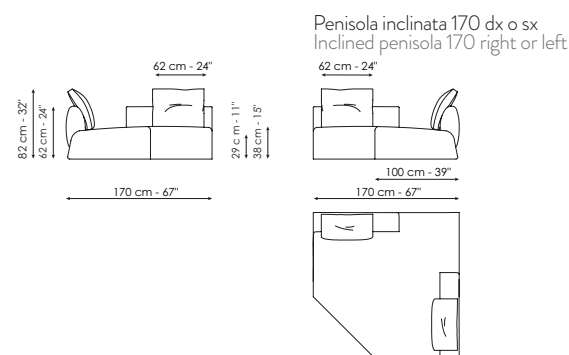
Divano 270  
Sofa 270



Terminale 215 dx o sx  
End section sofa 215 right or left

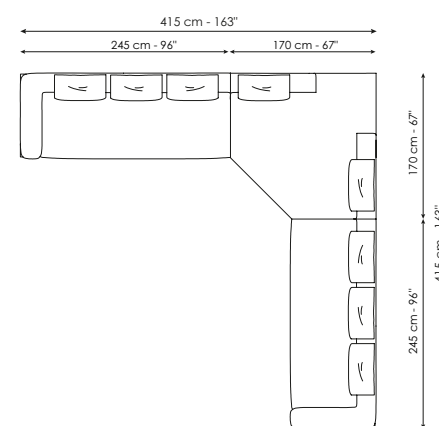


Terminale 245 dx o sx  
End section sofa 245 right or left

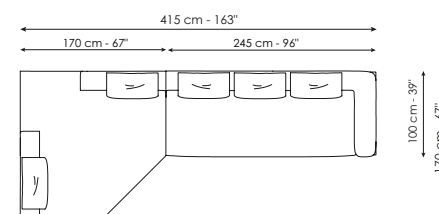


Penisola inclinata 170 dx o sx  
Inclined peninsula 170 right or left

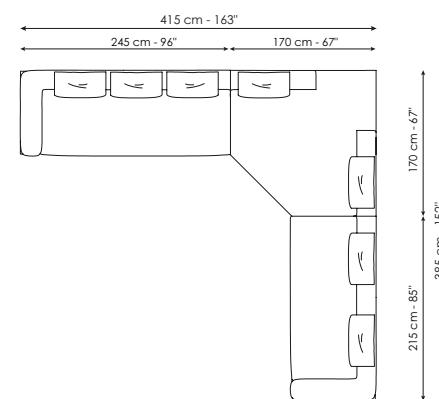
COMPOSIZIONI - COMBINATION



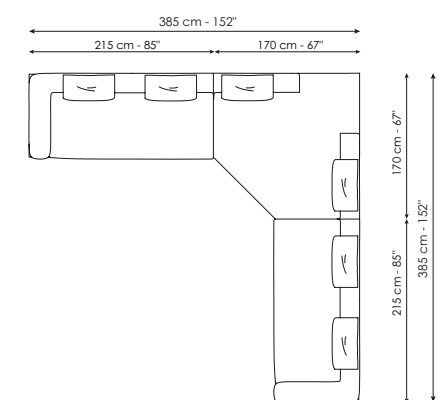
Combinazione 01 - terminale 245 sx, penisola inclinata, terminale 245 dx / Combination 01 - end section sofa 245 left, inclined peninsula, end section sofa 245 right



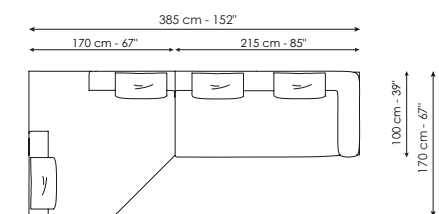
Combinazione 03 - penisola inclinata, terminale 245 dx / Combination 03 - inclined peninsula, end section sofa 245 right



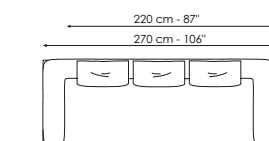
Combinazione 05 - terminale 245 sx, penisola inclinata, terminale 215 dx / Combination 05 - end section sofa 245 left, inclined peninsula, end section sofa 215 right



PAG. 236-237, 238, 239, 240-241, 243  
Combinazione 02 - terminale 215 sx e terminale 215 dx: rivestimento in tessuto ME10, base in rovere carbone - penisola inclinata: rivestimento in tessuto MD01 / Combination 02 - end section sofa 215 left and end section sofa 215 right: upholstery in ME10 fabric, coal oak base - inclined peninsula: upholstery in MD01 fabric



Combinazione 04 - penisola inclinata, terminale 215 dx / Combination 04 - inclined peninsula, end section sofa 215 right



PAG. 244, 245, 246-247  
Divano 270 - divano 270 in tessuto ME02, base noce Canaletto / Sofa 270 - sofa 270 in ME02 fabric, Canaletto walnut base



NEW  
24

## BOOLEAN ARMCHAIR



DISEGNI - DRAWINGS



MISURE - SIZE

**BOOLEAN ARMCHAIR**  
82 x 90 x h 72 cm  
32" x 35" x h 28"

RIVESTIMENTO

Tessuto  
Pelle

COVER

Fabric  
Leather

BASE

**Legno impiallacciato**  
Noce Canaletto  
Rovere carbone

BASE

Veneered wood  
Canaletto walnut  
Coal oak

PAG. 249, 250, 251

Boolean armchair - rivestimento in tessuto MD01, base in rovere carbone / upholstered in MD01 fabric, coal oak base

PAG. 252, 253

Boolean armchair - rivestimento in tessuto MD59, base in noce Canaletto / upholstered in MD59 fabric, Canaletto walnut base

NEW  
24

## DOGE



DISEGNI - DRAWINGS



MISURE - SIZE

**DOGE**  
**Base legno / Wooden base**  
78 x 80 x h 70 cm  
31" x 31" x h 28"



**DOGE**  
**Base girevole metallo / Swivel metal base**  
90 x 6 x h 90 cm  
35" x 2" x h 35"



**DOGE**  
**Base rivestita / Covered base**  
90 x 6 x h 90 cm  
35" x 2" x h 35"

RIVESTIMENTO

Tessuto  
Pelle

COVER

Fabric  
Leather

BASE LEGNO

**Legno massello**  
Noce Americano  
Frassino carbone

WOODEN BASE

**Solid wood**  
American walnut  
Coal ash

BASE GIREVOLE

**Metallo**  
Bianco  
Nero  
Supreme anthracite  
Tortora  
**Metallo Plus**  
Bronzo  
Oro perlato  
Piombo  
Ottone opaco  
Rame opaco  
**Metallo Special**  
Clouded chrome  
Brown nickel  
Dark nickel

SWIVEL BASE

**Metal**  
White  
Black  
Supreme anthracite  
Dove grey  
**Plus metal**  
Bronze  
Pearl gold  
Lead  
Mat brass  
Mat copper  
**Special metal**  
Clouded chrome  
Brown nickel  
Dark nickel

PAG. 255

Doge - base metallo - rivestimento in COM: Vescom Ariana 7061.14 / metal base - upholstered in COM: Vescom Ariana 7061.14

PAG. 255

Doge - base legno - rivestimento in COM: Vescom Ariana 7061.14 / wooden base - upholstered in COM: Vescom Ariana 7061.14

PAG. 254, 255, 264, 265, 266, 267

Doge - base rivestita - rivestimento in COM: Vescom Ariana 7061.14 / covered base - upholstered in COM: Vescom Ariana 7061.14

368

PAG. 260, 261, 262, 263

Doge - base metallo - rivestimento in COM: Vescom Ariana 7061.30, base piombo / metal base - upholstered in COM: Vescom\_Ariana 7061.30, lead base

PAG. 256-257, 258, 259

Doge - base legno - rivestimento in COM: Vescom\_Ariana 7061.18, base in legno massello frassino carbone / wooden base - upholstered in COM: Vescom\_Ariana 7061.18, coal ash solid wood base

NEW  
24

## HONEYMOON



TESTIERA

**Cuoio pieno fiore**  
Testa di moro

HEADBOARD

**Full-grain emery leather**  
Dark brown

STRUTTURA

**Legno massello**  
Noce Americano

FRAME

**Solid wood**  
American walnut

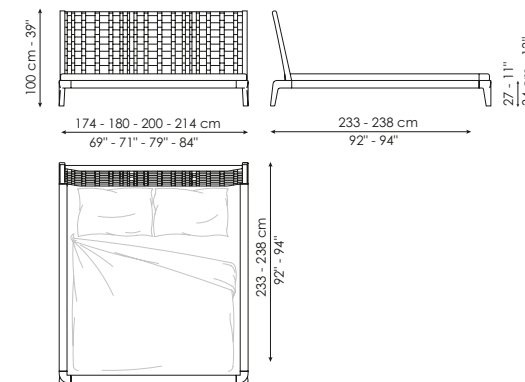
RIVESTIMENTO GIROLETTO

Tessuto  
Completamente sfoderabile

BED RING COVER

Fabric  
Fully removable cover

DISEGNI - DRAWINGS



PAG. 270-271, 272, 273, 274, 275

180x200 cm - testiera in cuoio pieno fiore color testa di moro, rivestimento in tessuto MD31, struttura in legno massello noce Americano / dark brown full-grain emery leather headboard, MD31 fabric cover, American walnut solid wood frame

369

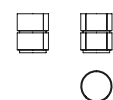


NEW  
24

## MONEYPENNY

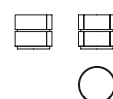


## DISEGNI - DRAWINGS



## MISURE - SIZE

**MONEYPENNY HIGH**  
 Ø44 x h 55 cm  
 Ø17" x h 22"



**MONEYPENNY LOW**  
 Ø54 x h 50 cm  
 Ø21" x h 20"

## COMBINAZIONE 1

## STRUTTURA

**Legno impiallacciato**  
 Noce Canaletto

## TOP E BASE

**Legno laccato opaco**  
 Bronzo

## COMBINATION 1

## FRAME

Veneered wood  
 Canaletto walnut

## TOP AND BASE

Mat lacquered wood  
 Bronze

## COMBINAZIONE 2

## STRUTTURA

**Legno impiallacciato**  
 Rovere spazzolato carbone

## TOP E BASE

**Legno laccato opaco**  
 Piombo

## COMBINATION 2

## FRAME

Veneered wood  
 Brushed coal oak

## TOP AND BASE

Mat lacquered wood  
 Lead

## PAG. 276, 277

Money Penny high - **Combinazione 1** - struttura in noce Canaletto, top e base bronzo / **Combination 1** - Canaletto walnut frame, top and base in bronze lacquered wood

## CASABLANCA



## MISURE - SIZE

**RETTANGOLARE**  
 RECTANGULAR  
 300 x 400 cm - 79" x 118"  
 200 x 300 cm - 118" x 157"

**ROTONDO**  
 ROUND  
 Ø200 cm - Ø79"

COMPOSIZIONE  
PRODOTTO

90% Tencel  
 10% Cotone

PRODUCT  
COMPOSITION

90% Tencel  
 10% Cotton

## COLORI

Essential Taupe  
 Iced Moon  
 Moon Eclipse  
 Pink Sand

## COLORS

Essential Taupe  
 Iced Moon  
 Moon Eclipse  
 Pink Sand

## PAG. 314, 315, 319

300 x 400 cm - iced mood

## PAG. 316, 317, 318

300 x 400 cm - moon eclipse

## PAG. 318

300 x 400 cm - pink sand

## PAG. 318

300 x 400 cm - essential taupe

## DAKAR



## MISURE - SIZE

**RETTANGOLARE**  
 RECTANGULAR  
 300 x 400 cm - 79" x 118"  
 200 x 300 cm - 118" x 157"

COMPOSIZIONE  
PRODOTTO

50% Lana  
 50% Poliestere

PRODUCT  
COMPOSITION

50% Wool  
 50% Polyester

## COLORI

Black  
 Light Grey

## COLORS

Black  
 Light Grey

## PAG. 320, 321, 322

300 x 400 cm - light grey

## PAG. 321, 322, 323

300 x 400 cm - black



NEW  
24**RABAT****MISURE - SIZE**

**RETTANGOLARE**  
RECTANGULAR  
300 x 400 cm - 79" x 118"  
200 x 300 cm - 118" x 157"

**COMPOSIZIONE  
PRODOTTO**

70% Lana  
30% Tencel

**PRODUCT  
COMPOSITION**

70% Wool  
30% Tencel

**COLORI**

Brown  
Grey

**COLORS**

Brown  
Grey

**PAG. 306, 307, 308, 309**  
300 x 400 cm - grey

**PAG. 310, 311, 312, 313**  
300 x 400 cm - brown

NEW  
24**TANGERI****MISURE - SIZE**

**RETTANGOLARE**  
RECTANGULAR  
300 x 400 cm - 79" x 118"  
200 x 300 cm - 118" x 157"

**COMPOSIZIONE  
PRODOTTO**

70% Lana  
30% Tencel

**PRODUCT  
COMPOSITION**

70% Wool  
30% Tencel

**COLORI**

Light Grey

**COLORS**

Light Grey

**PAG. 302, 303, 304, 305**  
300 x 400 cm - light grey

**COPRI VASO - METAL PLANTER****MISURE - SIZE**

**ROTONDO**  
ROUND  
Ø70 x h 55 cm - 28" x h 22"  
Ø60 x h 45 cm - 24" x h 18"  
Ø40 x h 35 cm - 16" x h 14"

**COPRI VASO**

**Metallo Plus**  
Bronzo  
Piombo

**COPRI VASO**

**Plus metal**  
Bronze  
Lead

**PAG. 326, 327**  
Ø40 - piombo / lead


**PAG. 326, 327**  
Ø60 - piombo / lead

**PAG. 326, 327**  
Ø70 - piombo / lead



# Campioni materiali. Material samples.

## Marmo - Marble




Dover White



Travertino Romano

## Ceramica - Ceramic



Alaska White



Augusta

## Cemento - Concrete




effetto Travertino - Travertin look



grigio - grey

## Vetro fuso temperato - Tempered cast glass




fumé - smoked



bronzato - bronzed

## Legno laccato lucido - Glossy lacquered wood



bianco - white




grigio chiaro - light grey

## Legno - Wood



rovere miele - honey oak

## Cuoio pieno fiore - Full-grain emery leather



testa di moro - dark brown



**ITALIER**

[www.italier.cz](http://www.italier.cz) | [obchod@italier.cz](mailto:obchod@italier.cz) | +420 774 431 196



**ITALIER**

[www.italier.cz](http://www.italier.cz) | [obchod@italier.cz](mailto:obchod@italier.cz) | +420 774 431 196