

# BONALDO

## Paddle

Designer: **Mauro Lipparini**

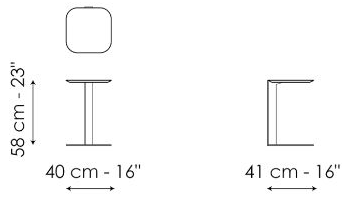


With shapes inspired by the typical sports paddle to which it is an explicit tribute, Paddle is a collection of tables by Mauro Lipparini with a light and linear design. Available with two table tops (in Canaletto walnut or coal oak), the coffee tables are completed by a load-bearing structure in bronze or lead painted metal. The modern wooden coffee tables are

distinguished by the clear-cut shapes of the tops and profiles and softened by the rounded edges. Arranged individually or in combination with other elements, they offer ample possibilities for insertion in the most disparate domestic and hospitality spaces.

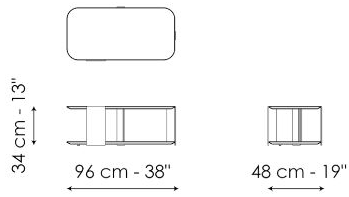


# Data sheet



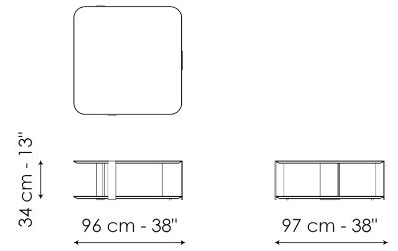
## Paddle 40

Width: 40cm  
Depth: 41cm  
Height: 58cm



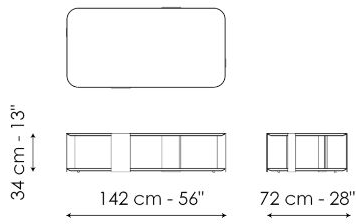
## Paddle 96

Width: 96cm  
Depth: 48cm  
Height: 34cm



## Paddle 97

Width: 96cm  
Depth: 97cm  
Height: 34cm



## Paddle 142

Width: 140cm  
Depth: 72cm  
Height: 34cm

# Finishes

## UPPER TOP AND LOWER TOP

### Wood



**Veneered wood**  
Walnut Canaletto



**Veneered wood**  
Coal oak


---

## FRAME

### Plus Metal



**Painted metal**  
Mat bronze



**Painted metal**  
Mat lead

---

Materials, fabrics, leathers, colors and finishes are approximate and may slightly differ from actual ones. You can find the complete collection of Bonaldo fabrics and leathers on the website

