
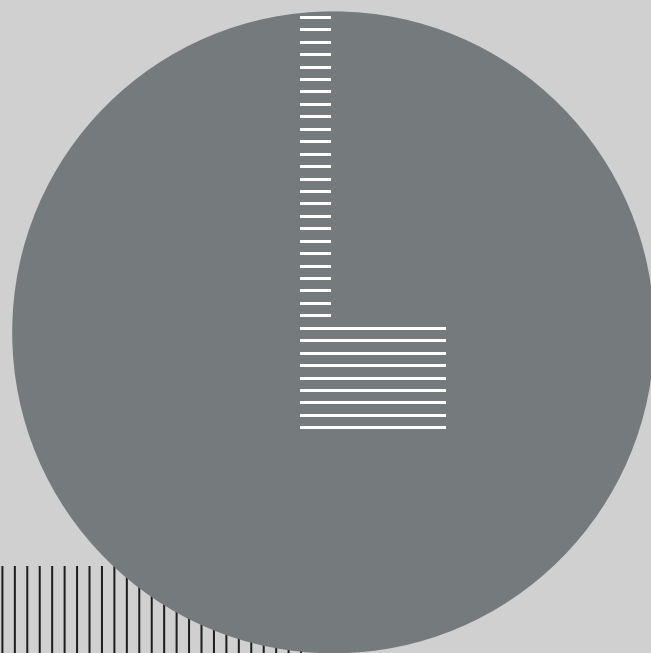


TIME
COLLECTION



TOMASELLA



TIME
PROJECT
+ PLUS



Time è una collezione nuova, ma è soprattutto un progetto innovativo. L'essenza del design è tutta nel materiale con cui gli arredi sono realizzati e nelle applicazioni creative che offre. Time è un progetto ispirato al tempo, ma che va oltre il tempo e lo spazio per continuare ad evolversi.

Time is more than a new collection, it is an innovative project. The essence of its design lies entirely in the material the furniture is made of and in the creative applications available. Time is a project inspired by time, but it goes beyond time and space so that it can continue to evolve.

FRONTALE STEP

I frontali sono realizzati in CDF, un pannello in fibra di legno, altamente compatto e di colore nero, sul quale viene applicato un rivestimento. La pasta nera del materiale rimane visibile sui bordi.


The fronts are made of CDF, a very compact, black fibreboard panel to which a coating is applied. The edges expose the black paste the material is made of.



FINITURE CDF

CDF è personalizzabile con diversi rivestimenti e lavorazioni.
È un materiale sostenibile dal punto di vista ecologico, resistente dal punto di vista tecnico e performante dal punto di vista estetico.
Time è disponibile anche in laccato opaco.

CDF can be customised with various coatings and finishes. It is an eco-sustainable, technically resistant material that offers fine aesthetics.
Time is also available in matt lacquer.



CDF venato nero / veined black

canettè / reeded




CDF basalto / basalt

canettè / reeded




CDF madreperla / mother of pearl

canettè / reeded



CDF arena / arena

canettè / reeded



CDF noce ambra / amber walnut

canettè / reeded



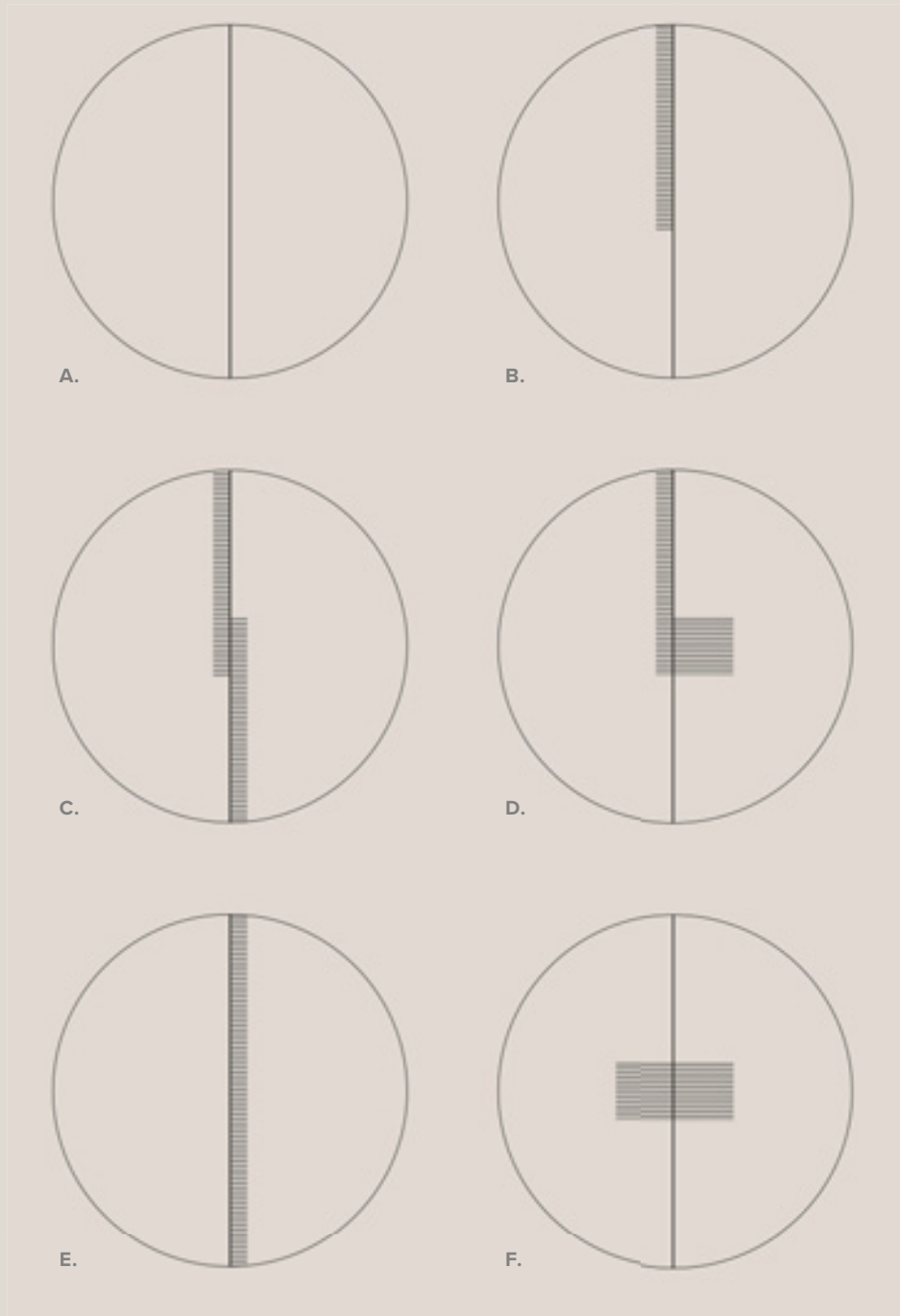
Colori laccati opachi / matt laquer colours



ROUND

Il pensile Round tondo è dotato di due ante, lisce o decorate. Le decorazioni sono il risultato di una lavorazione che mediante incisioni, orizzontali e verticali, fa emergere l'anima nera del CDF.

The Round wall unit features two plain or decorated doors. The decorations are the result of a process consisting of making horizontal and vertical incisions in the surface which reveal the black core inside the CDF.





BARREL

Il pensile Barrel ha una forma stondata e due ante che possono essere lisce oppure decorate con sottili incisioni, orizzontali e/o verticali, di lunghezze diverse. Le linee sono ottenute da una particolare lavorazione che mette in evidenza l'anima nera del CDF.

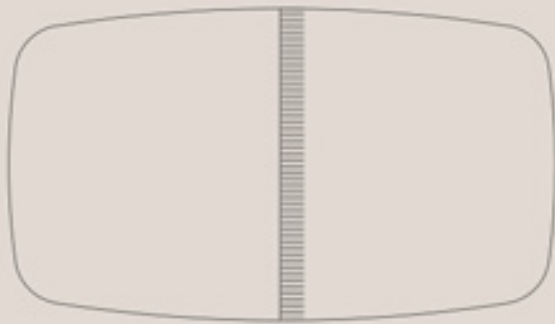
Barrel the wall unit features rounded corners and two doors that can be plain or decorated with slim, horizontal and/or vertical incisions in different lengths. The lines are obtained by means of a special technique that exposes the black CDF core.



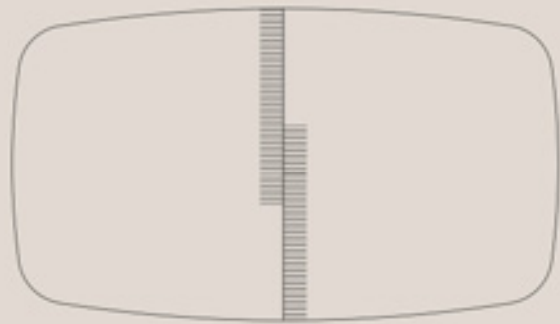
A.



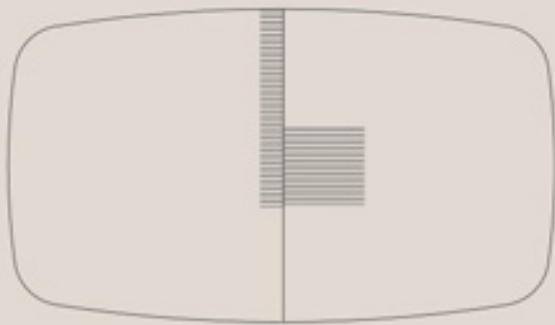
B.



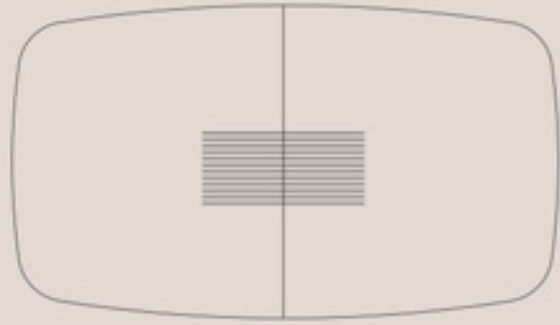
C.



D.



E.




F.



MODULI TIME

In alto o in basso, con una riga continua o spezzata, le linee incise decorano i pensili e le basi lasciando intravedere la pasta nera del CDF. La combinazione di più pensili crea geometrie ed effetti decorativi personalizzati.


At the top or bottom, in a continuous or interrupted line, the straight incisions decorate the wall unit by exposing the black CDF core. Customised geometries and decorative effects can be achieved by combining various wall units.



A.



B.



C.



HUB | CODE | LINE

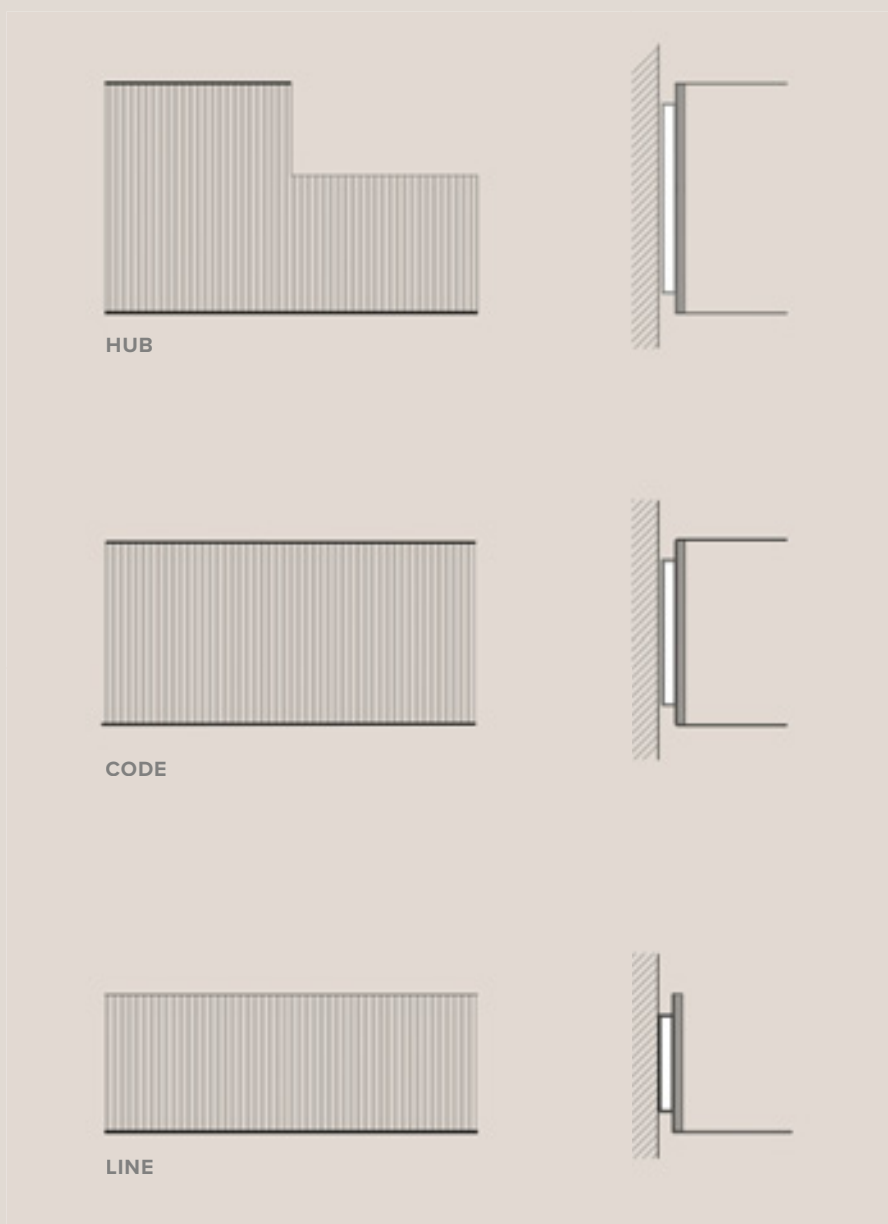
La boiserie HUB è sagomata e si integra al pensile. La boiserie CODE ha due mensole in metallo sulla parte superiore e inferiore. LINE è lineare e ha una mensola in metallo sulla parte inferiore. Tutte le versioni sono caratterizzate da uno schienale con lavorazione cannettata.

The HUB module is available shaped - so that it can be integrated with a wall unit.

The CODE module is linear and features a metal shelf at the bottom.

LINE is linear and it is made up of two metal shelves, one at the top and one at the bottom.

All the versions have a reeded back panel.

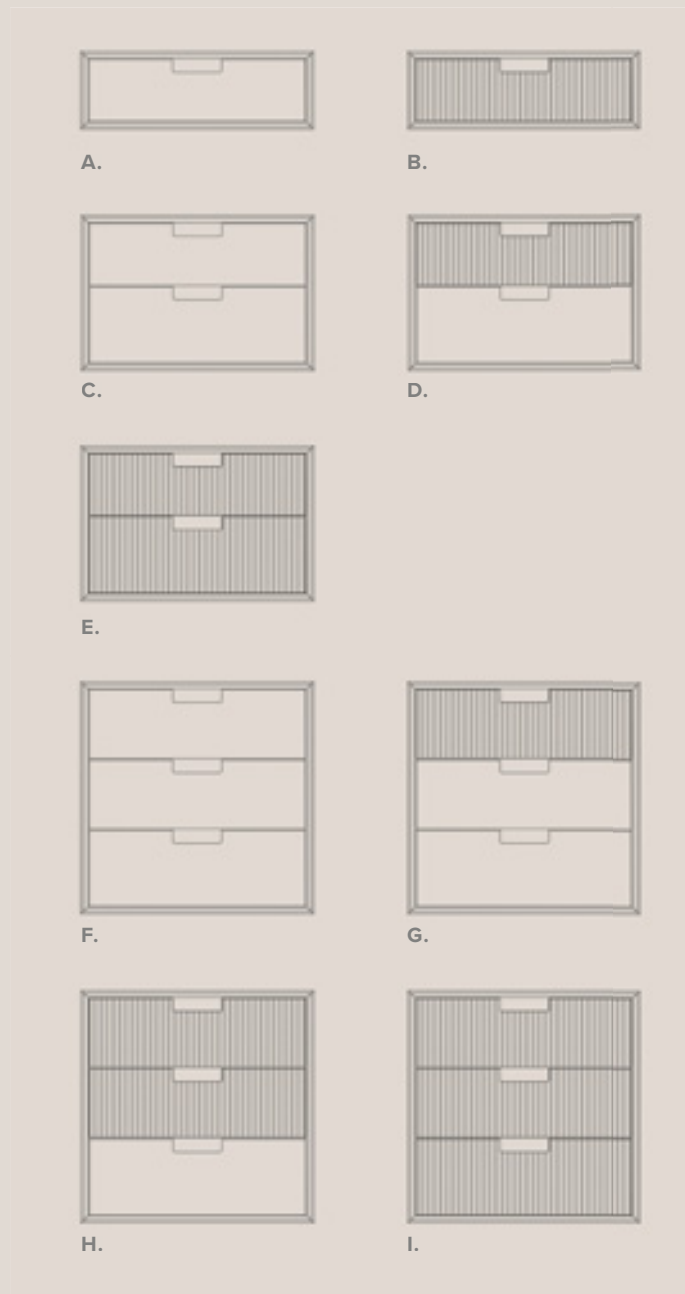




TIME BOX

I cassetti possono essere lisci oppure decorati con un effetto cannettato ottenuto dalla speciale lavorazione del CDF. La maniglia incavata direttamente nel materiale ne lascia a vista la pasta nera di cui è composto. Time Box può essere integrato o sovrapposto alle basi o madie della collezione Time. E' possibile applicare la decorazione cannettè a scelta anche su due o tre cassetti.

The drawers can be plain or decorated with a reeded effect achieved by applying a specific incision process to CDF. The handle recessed directly into the material exposes the black paste it is made of. Time Box can be integrated with, or sit on top of, base units or sideboards belonging to the Time collection. On request, the reeded décor can even be applied to two or three drawers.





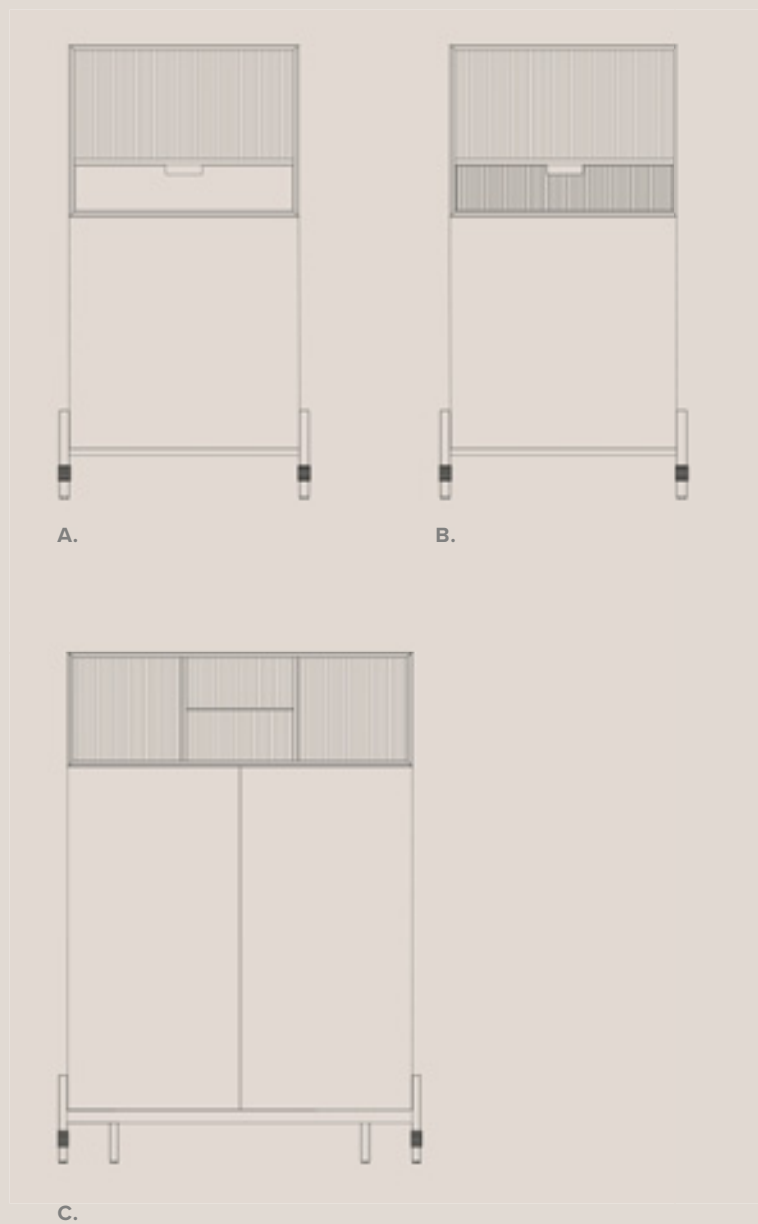
TIME BOX

VANO A GIORNO PER MADIE

Il vano a giorno canettato sovrapponibile nelle madie della collezione Time.
Con un cassetto oppure con sistema luce a led integrato e ripiani in vetro.
Il cassetto è disponibile liscio oppure decorato con un effetto canettato.

TIME BOX _ OPEN COMPARTMENT FOR SIDEBOARDS

An opening compartment unit with a reeded finish, designed to sit on the sideboards of the Time collection. It's available with a drawer or with an integrated led lighting system and glass shelves. The drawer can be chosen with a plain finish or decorated with a reeded effect.





BASAMENTI

Le composizioni possono essere a terra, oppure possono essere caratterizzate da due basamenti di design in metallo: Time personalizzabile in diverse tonalità oppure Tracks in colore antracite con piedino tinta ottone.

The arrangements are available floor standing or they can feature two, metal designer bases: either Time – which can be customised in various shades – or Tracks in anthracite with brass-coloured feet.

BASAMENTO A TERRA FLOOR-STANDING BASE



BASAMENTO / BASE TIME



BASAMENTO / BASE TRACKS



RAISE

Libreria modulare con struttura fissata al muro personalizzabile con contenitori, ripiani, mensole, scrittoio e mensola porta TV.

A modular bookcase whose structure is fixed to wall. It can be customised with storage units, shelves, a desk and a TV shelf.







TIME
PROJECT
+ PLUS

TIME
DESIGN
COLLECTION

TIME STYLE	PAG. 4
ECLECTIC STYLE	PAG. 6
ELEGANT STYLE	PAG. 26
MINIMAL STYLE	PAG. 50
RAISE LIBRERIA / BOOKCASE	PAG. 74
MADIE / SIDEBARDS	PAG. 94
TAVOLI / TABLES	PAG. 110
INK SCRITTOIO / DESK	PAG. 116
INK LIBRERIA / BOOKCASE	PAG. 120
TAVOLINI / COFFEE TABLES	PAG. 124
FINITURE / FINISHES	PAG. 134
PAGINE SINTESI / SUMMARY	PAG. 140

ECLECTIC STYLE

**Ambienti in continuo divenire,
ma arredati per rimanere nel tempo.**

Rooms that are continuously evolving
yet furnished to last over time.

ELEGANT STYLE

**Ambienti di innata eleganza, in cui
il passare del tempo impreziosisce gli spazi.**

Innately elegant settings in which age
adds to the value of spaces.

MINIMAL STYLE

**Ambienti che puntano all'essenzialità
per andare oltre lo spazio e il tempo.**

Settings that focus on the essentials
and go beyond space and time.

TIME
STYLE
INSPIRATION


TIME ECLECTIC STYLE

QUI ANTICO E MODERNO SI INCONTRANO, QUI GLI AMBIENTI SONO IN CONTINUO DIVENIRE. OGGETTI E ARREDI ARRIVANO DAL PASSATO PER RIVIVERE NEL PRESENTE E IL NUOVO DESIGN DI TIME ENTRA CON TUTTA LA SUA MODERNITÀ PER RIMANERE NEL TEMPO.

THIS IS WHERE OLD MEETS NEW, WHERE ROOMS ARE CONTINUOUSLY EVOLVING. OBJECTS AND FURNITURE COME FROM THE PAST TO RELIVE THE PRESENT AND ARE CONTAMINATED BY TIME'S NEW DESIGN AND ALL THE MODERNITY OF ITS STYLE, WHICH IS HERE TO LAST.



INSPIRATION





TIME UNIT_ TI 101
L/W 331 P/D 24/30/51 H 219 CM

+PROJECT PLUS
ROUND pensile / wall unit
HUB boiserie / wall panelling
TIME BOX base / base unit
TIME basamento / base

CDF noce ambra, CDF noce ambra
canettè, CDF madreperla e venato
nero. Boiserie CDF noce ambra
canettè e laccato opaco antracite 160.
Basamento metallo antracite 160.
Tavolino Moon.

Amber walnut CDF, reeded amber
walnut CDF, mother of pearl CDF
and veined black. wall panelling in
reeded amber walnut CDF and matt
anthracite 160 lacquer. Anthracite 160
metal base. Moon coffee table.



Time | Eclectic Style

Una cornice d'altri tempi accoglie un living moderno in cui le geometrie vengono valorizzate dalle lavorazioni. Come in un orologio, sottili linee emergono dal pensile, dalla mensola e dal cassetto per scandire il tempo che rende il design intramontabile.

A backdrop from bygone days accommodates a modern living room whose geometries are enhanced by fine workmanship. Slim lines are visible on the surface of the wall unit, shelf and drawer, keeping the time - just like a clock - that makes this design evergreen.





TIME UNIT _ TI 102
L/W 115 P/D 51 H 125 CM

+PROJECT PLUS
TIME basamento / base

Madie Time i in CDF
noce ambra, CDF madreperla.
Basamento metallo smoke 128.
Tavolo Tower. Sedie Betty.

Sideboards Time i in amber
walnut CDF, mother of pearl CDF
Base in smoke 128 metal.
Tower table. Betty chairs.





Tavolo Tower top in CDF noce ambra e basamento in metallo antracite 160.
Tower table with top in amber walnut CDF and base in anthracite 160 metal.

L/W 220 P/D 110 H 75 CM



Time | Eclectic Style

Libreria con mensole in CDF noce
ambra struttura in metallo antracite 160,
Tavolino Flow in CDF noce ambra.

Ink bookcase with amber walnut CDF
shelves and an anthracite 160 metal structure,
Flow coffee table in amber walnut CDF.

L/W 103 P/D 34 H 165 cm





Tavolino Flow rotondo/alto in CDF noce ambrata.
Round/tall Flow coffee table in amber walnut CDF.

L/W 51 P/D 48 H 55 cm



Time | Eclectic Style

Delicate ma nette incisioni fanno emergere l'essenza della materia e diventano decoro. Il pregio della lavorazione si unisce all'innovazione del materiale e insieme danno forma ad arredi senza tempo che rendono unico lo spazio del vivere quotidiano.

Delicate yet sharp incisions reveal the essence of the material, becoming an embellishment. Fine workmanship combines with innovative material, together creating timeless furniture that makes everyday spaces unique.



Time | Eclectic Style

TIME UNIT _ TI 103

L/W 324 P/D 24/30/51 H 183 CM

+PROJECT PLUS

LINE boiserie / wall panelling

TIME BOX base / base unit

CDF noce ambra canettè, CDF noce ambra,
CDF cdf venato nero, CDF madreperla.
Mensola CDF noce ambra canettè,
laccato opaco madreperla 124.

Reeded amber walnut CDF, amber walnut CDF,
veined black CDF, mother of pearl CDF.
Shelf in reeded amber walnut CDF,
matt mother of pearl 124 lacquer.









TIME UNIT _ T1 104
L/W 295 P/D P 24/30/51 H 195 CM

+PROJECT PLUS

HUB boiserie / wall panelling
TIME BOX base / base unit
TIME basamento / base

CDF venato nero, CDF arena canettè, CDF arena,
CDF noce ambra. Boiserie CDF arena canettè
e laccato opaco arena 178.
Basamento in metallo antracite 160.
Tavolino Flow.

Black veined CDF, reeded arena CDF, arena CDF,
amber walnut CDF. Wall panelling in reeded arena CDF
and matt arena 178 lacquer. Anthracite 160 metal base.
Flow coffee table.


TIME
ELEGANT
STYLE

QUI L'ELEGANZA È NELLA PUREZZA DELLE LINEE ARCHITETTONICHE E NELL'ATMOSFERA
STESSA DEGLI AMBIENTI. QUI LA CLASSICITÀ DIVENTA MODERNA GRAZIE AD ARREDI
DI PURO DESIGN DAI DETTAGLI PREZIOSI. QUI PIÙ IL TEMPO PASSA,
PIÙ LO STILE DI TIME RESTA.

ELEGANCE HERE IS EXPRESSED HERE IN THE PURE LINES OF THE ARCHITECTURE AND IN
THE ATMOSPHERE OF THE ROOMS. CLASSIC STYLE BECOMES MODERN THANKS TO PURE
DESIGNER FURNITURE WITH PRECIOUS DETAILS. THE MORE TIME PASSES,
THE LONGER TIME'S STYLE PERSISTS.



INSPIRATION





+PROJECT PLUS

LINE boiserie / wall panelling
TRACKS basamento / base

CDF noce ambra, CDF madreperla.
Boiserie CDF madreperla canetté e laccato opaco
madreperla 124. Basamento TRACKS.
Tavolo Tower e tavolino Surf.

Amber walnut CDF, mother of pearl CDF.
Wall panelling in reeded mother of pearl CDF and matt
mother of pearl 124 lacquer. TRACKS base.
Tower table and Surf coffee table.



Time | Elegant Style

La lavorazione delle superfici crea un particolare effetto cannettato che impreziosisce il pensile, la mensola e la base. Il tempo potrebbe fermarsi per fissare nello spazio lo stile unico di un living progettato per valorizzare ulteriormente l'ambiente.

The surface finish creates a special reeded effect that decorates the wall unit, the shelf and the base unit. Time could stop to fix in space the unique style of living room furniture designed to further enhance its surroundings.



TIME UNIT _ TI 106
L/W 205 P/D 51 H 99 CM

+PROJECT PLUS

TIME BOX base / base unit
TIME basamento / base

Madia Time E in CDF noce ambra,
CDF venato nero, CDF madreperla.
Basamento in metallo antracite 160.

Sideboard Time E in amber walnut CDF,
veined black CDF, mother of pearl CDF.
Anthracite 160 metal base.





Time | Elegant Style

TIME UNIT _ TI 107
L/W 259 P/D 51 H 53 CM

+PROJECT PLUS

TIME BOX base / base unit
TIME basamento / base

CDF basalto, CDF venato nero.
Basamento in metallo terracotta 170.

Basalt CDF, veined black CDF.
Terracotta 170 metal base.





Time | Elegant Style

TIME UNIT _ TI 108
L/W 115 P/D 51 H 161 CM

+PROJECT PLUS

TIME BOX vano a giorno / open compartment
TIME basamento / base

Madie Time M in CDF arena e CDF venato nero.
Vano a giorno in CDF venato nero canettè
con luce a led. Basamento in metallo
antracite 160.

Sideboards Time M in arena CDF and
veined black CDF. Open compartment in reeded
in reeded veined black CDF with led light.
Anthracite 160 metal base.





Il tempo svela e rivela le cose per quello che sono, sempre. La nicchia della madia ha un'anima nera, ma non oscura: la complicità di una luce soffusa ne mette in evidenza i profili e la particolare lavorazione cannettata sullo sfondo.

Time alwaysunfailingly reveals things for what they are. The open shelving on the sideboard has a black, but not a dark, soul: a soft light sets off its frame and the special reeded workmanship of the back panel.







Libreria Ink alta mensole in CDF basalto, struttura in metallo antracite 160.
Tall Ink bookcase with basalt CDF shelves and an anthracite 160 metal structure.

L/W 104 P/D 34 H 201 cm





Tavolino Flow quadrato / basso in CDF venato nero.
Square / small Flow coffee table in veined black CDF.

L/W 66 P/D 63 H 45 cm



TIME UNIT _ TI 109
L/W 324 P/D 24/30/51 H 183 CM

+PROJECT PLUS

HUB boiserie / wall panelling
TIME BOX base in appoggio / sit-on base unit

CDF arena e CDF venato nero, CDF laccato opaco mirto 165. Boiserie CDF laccato opaco mirto 165 canettato.

Arena CDF and veined black CDF, matt myrtle 165 lacquer CDF. Wall panelling reeded matt myrtle 165 lacquer CDF.





Time | Elegant Style

Con la sua presenza-assenza, la luna scandisce il tempo, la fine e l'inizio di ogni nuova giornata. Il design della mensola Moon si ispira a questo ciclo continuo, vive di luce riflessa e si mostra ovunque in tutta la sua bellezza, di giorno come di notte.

With its presence-absence, the moon measures time, indicating the end and the beginning of a new day. The design of the Moon shelf is inspired by this continuous cycle: it reflects the light and shows its beauty off anywhere, and at any time.





TIME UNIT _ TI 110
L/W 342 P/D 24/25/30/51 H 183 CM

+PROJECT PLUS

HUB boiserie / wall panelling

MOON mensola / shelf

TRACKS basamento / base

CDF noce ambra, CDF madreperla.
Basamento in metallo antracite 160.
CDF venato nero. Boiserie CDF noce
ambra canettè e metallo antracite 160.
Mensola Moon con luce CDF madreperla.
Librerie Ink.

Amber walnut CDF, mother of pearl CDF.
Anthracite 160 metal base. Veined black CDF.
Wall panelling reeded amber walnut CDF
and anthracite 160 metal shelf.
Mother of pearl CDF back-lit Moon shelf.
Ink bookcases.





TIME
MINIMAL
STYLE

QUI L'ARCHITETTURA METTE IN RISALTO IL CONTENUTO, LA LUCE E LE FORME. NELLA TENDENZA DELL'ESTETICA MINIMALISTA, TIME TROVA SPAZIO PER ESPRIMERE LA SUA ESSENZIALITÀ E TROVA TEMPO PER ESSERE VISSUTO OGNI GIORNO.

HERE ARCHITECTURE SETS OFF CONTENT, LIGHT AND FORMS. FOLLOWING THE MINIMALIST TREND, TIME FINDS ROOM TO EXPRESS ITS MINIMAL STYLE, AND TIME TO ENJOY IT EVERY DAY.



INSPIRATION







Time | Minimal Style

TIME UNIT _ TI 111

L/W 331 P/D 24/30/51 H 183 CM

+PROJECT PLUS

BARREL pensile / wall unit

HUB boiserie / wall panelling

TIME basamento / base

CDF basalto, CDF arena canettè,
CDF arena. Boiserie CDF arena canettè
e laccato opaco arena 178.
Basamento in metallo smoke 128.

Basalt CDF, reeded arena CDF, arena CDF.
Wall panelling in reeded arena CDF and matt
arena 178 lacquer.
Smoke 128 metal base.



Time | Minimal Style

TIME UNIT _ TI 112
L/W 169 P/D 51 H 89 CM

+PROJECT PLUS

TIME BOX base in appoggio /
sit-on base unit
TIME basamento / base

Madia Time C, CDF madreperla,
CDF basalto. CDF venato nero.
Basamento in metallo antracite 160.

Sideboard Time C in mother of
pearl and basalt CDF. Veined black
CDF. Anthracite 160 metal base.





Time | Minimal Style

Il valore funzionale ed estetico della madia trascende il tempo e lo spazio: pratico contenitore e, contemporaneamente, arredo decorativo di interi ambienti o singole pareti. La finitura innovativa, il basamento originale, la varietà compositiva e il decoro distintivo le danno forma e sostanza.

The functional and aesthetic value of the sideboard goes beyond time and space: it's a practical storage unit and, simultaneously, a decorative piece of furniture that can be used to furnish a whole room or to simply stand up against a wall. Its innovative finish, its original base, the assortment of configurations available and its distinctive décor lend it form and substance.





TIME UNIT _ TI 113
L/W 328 P/D 25/30/51 H 183 CM

+PROJECT PLUS
TIME BOX base / base unit
MOON mensola / shelf
TRACKS basamento / base

CDF basalto, CDF arena
e CDF venato nero.
Mensola CDF basalto con luce.
Basamento in metallo antracite / ottone.

Basalt CDF, arena CDF and
veined black CDF.
Shelf in basalt CDF with light.
Anthracite / brass metal base.



Time | Minimal Style

TIME UNIT _ TI 114
L/W 223 P/D 51 H 107 CM

+PROJECT PLUS

TIME BOX base in appoggio / sit-on base unit
TIME basamento / base

Madia Time F CDF arena, CDF arena canettè.
Basamento in metallo antracite 160.

Sideboard Time F Arena CDF and reeded arena
CDF. Anthracite 160 metal base.









TIME UNIT _ TI 115
L/W 104 P/D 34 H 165 cm

Librerie Ink mensole in CDF basalto,
e struttura in metallo antracite 160.
Tavolino Moon.

Ink bookcases with basalt CDF shelves
and an anthracite 160 metal structure.
Moon coffee table.



TIME UNIT_ TI 116
L/W 187 P/D 51 H 89 CM

+PROJECT PLUS
TIME BOX base in appoggio /
sit-on base unit
TIME basamento / base

Madia Time D CDF venato nero,
CDF noce ambra, CDF noce ambra canettè,
CDF arena e CDF venato nero.
Basamento in metallo antracite 160.

Sideboard Time D in reeded amber walnut CDF,
amber walnut CDF, reeded amber walnut CDF,
arena CDF and veined black CDF.
Anthracite 160 metal base.





TIME UNIT _ T1 117
L/W 223 P/D 51 H 89 CM

+PROJECT PLUS
TIME basamento / base

Madia Time G in laccato opaco mimetico 166. Basamento
in metallo mimetico 166.

Sideboard Time G in matt mimetic green 166 lacquer CDF.
Base in mimetic green 166 metal.



Time | Minimal Style

Time scalfisce il tempo con linee nette, precise e regolari che vanno in profondità ma rimangono sospese in superficie. La ricerca dell'essenza diventa decoro, orizzontale o verticale, continuo o spezzato, inconfondibile in tutte le sue varianti e in ogni singolo pezzo di arredo.

Time leaves its mark in time with its sharp, precise and regular lines that are deeply engraved in the surface and suspended above it. The pursuit of the essence becomes a horizontal or vertical, continuous or interrupted, unique embellishment in all its versions and on every single piece of furniture.



Time | Minimal Style

TIME UNIT _ TI 118

L/W 328 P/D 30 / 51 H 183 CM

+PROJECT PLUS

TIME BOX base in appoggio / sit-on base unit

TIME basamento / base

CDF arena, CDF arena canettè, CDF venato nero.

Basamento in metallo antracite 160.

Tavolino Moon.

Arena CDF, reeded arena CDF, black veined CDF.

Anthracite 160 metal base.

Moon coffee table.





RAISE
LIBRERIA
BOOKCASE

DA SEMPRE LA LIBRERIA È UN ARREDO IMPORTANTE ALL'INTERNO DI UN AMBIENTE,
SOLITAMENTE PER LE DIMENSIONI MA ANCORA PIÙ SPESSO PER QUELLO
CHE CONTIENE ED ESPONE. LIBRI LETTI O DA LEGGERE, OLTRE A RICORDI VISSUTI
E ORA GELOSAMENTE CUSTODITI.

THE BOOKCASE HAS ALWAYS BEEN AN IMPORTANT PIECE OF FURNITURE IN ANY HOME,
BOTH IN TERMS OF ITS SIZE AND - EVEN MORE IMPORTANTLY - OF ITS CONTENT AND
OF WHAT IT SHOWCASES. BOOKS READ OR WAITING TO BE READ,
AS WELL AS JEALOUSLY PRESERVED MEMORIES.





TIME UNIT _ TI 119
L/W 296 P/D 30/40 H 207 CM

Libreria Raise ante, pensili e struttura CDF noce ambra.
Tubi in metallo antracite 160.

Raise bookcase with amber walnut CDF doors, wall unit
and structure. Anthracite-coloured 160 metal rails.





Sulla struttura fissata al muro, sono fissati anche ripiani e moduli chiusi. La libreria di ispirazione Seventies rappresenta un viaggio nel tempo e nel design.

Shelves and modules with fronts are also fixed to the structure secured to the wall. This 70s inspired bookcase takes you on a journey through time and design.





TIME UNIT _TI 120
L/W 296 P/D 30/40 H 207 CM

Libreria Raise struttura CDF venato nero.
Basi e pensili CDF laccato opaco bromo 176.
Tubi in metallo antracite 160.
Tavolino Flow e tavolino Plectrum.

Raise bookcase with a veined black
CDF structure. Matt bromine 176 lacquered CDF,
base and wall units.
Anthracite-coloured 160 metal rails.
Flow and Plectrum coffee tables.





Oltre ai ripiani, la libreria riserva degli spazi chiusi a tutto ciò che non può essere esposto. Ante e cassetti la rendono più funzionale, ordinata e dinamica.

As well as shelves, the bookcase can also have compartments with fronts to conceal anything you don't want to display. Doors and drawers make it more functional, tidy and add movement to the overall design.





TIME UNIT _T1 121
L/W 296 P/D 30 H 243 CM

Libreria Raise struttura CDF
venato nero.
Pensili laccato CDF laccato
opaco tabasco 171.

Raise bookcase with
a veined black CDF structure.
Wall units in matt tabasco
171 lacquer CDF.



Time I Raise libreria

Il bordo nero dei ripiani dà ulteriore personalità alla libreria: l'anima del materiale non viene nascosta bensì esibita e valorizzata, come gli oggetti e i libri. Lo stile diventa un tutt'uno con la funzionalità dell'arredo.

The black shelf edging adds even more personality to the bookcase: instead of being hidden, the core of the material is exposed and enhanced, just like the objects and books displayed on it. In this bookcase, style and function go hand in hand.





TIME UNIT _TI 122
L/W 282 P/D 40 H 207 CM

Librerie Raise struttura
CDF venato nero.
Tubi in metallo antracite 160.

TIME UNIT _TI 123
L/W 170 P/D 15 H 207 CM

Raise bookcases with a veined
black CDF structure.
Anthracite-coloured 160 metal rails.





Molto più di una libreria: uno spazio per lavorare. Il piano scrittoio integrato alla struttura e l'aggiunta di una seduta creano un pratico angolo home office, che non occupa ulteriore spazio e si armonizza perfettamente con il resto.

Much more than a bookcase, this one even has a desk. The desk integrated in the structure, paired with a seat, creates a practical home office corner that doesn't take up extra room and harmonises perfectly with the rest of the room.



BENE
COM
PRONTA LA
CON LA CENT
DICOMAN
CASA RIT
QUELLO CHE
STATA. UNGINE



TIME UNIT _TI 123
L 170 P/D 15 H 207 CM

Librerie Raise struttura
CDF venato nero.
Tubi in metallo antracite 160.
Plectrum tavolino, Ink scrittoio.

Raise bookcases with a veined
black CDF structure.
Anthracite-coloured 160 metal rails.
Plectrum coffee table, Ink desk.



TIME
MADIE
SIDEBOARD

RECUPERARE UN ARREDO DAL PASSATO, REINTERPRETARLO PERCHÉ POSSA TROVARE SPAZIO NEL PRESENTE E PROGETTARLO AFFINCHÉ RIMANGA NEL FUTURO. LA MADIA RITORNA, SI FA PRESENZA VIVA E ARREDA GLI AMBIENTI CON IL SUO STILE SENZA TEMPO.

REVIVING A PIECE OF FURNITURE FROM THE PAST, REINTERPRETING IT SO THAT IT CAN TAKE ITS RIGHTFUL PLACE IN THE PRESENT AND DESIGNING IT SO THAT IT WILL LIVE ON INTO THE FUTURE. THE SIDEBOARD IS BACK, IT IS A LIVING PRESENCE AND IT FURNISHES SPACES WITH ITS TIMELESS STYLE.

TIME UNIT _ TI 124
L/W 113 P/D 51 H 125 CM

+PROJECT PLUS
TIME basamento / base

Madie Time i in CDF noce ambra,
CDF madreperla.
Basamento metallo smoke 128.
Tavolo Tower.

Sideboards Time i in amber walnut CDF,
mother of pearl CDF
Base in smoke 128 metal.
Tower table.



Time I Madie

TIME UNIT _ TI 125
L/W 72 P/D 51 H 142 CM

+PROJECT PLUS

TIME BOX vano a giorno / open compartment
TRACKS basamento / base

Madia Time L CDF arena.

Vano a giorno in CDF noce ambra, CDF venato nero,
CDF venato nero canettè.
Basamento metallo antracite 160.

Sideboard Time L, Arena CDF.

Open compartment in amber
walnut CDF, veined black CDF,
reeded veined black CDF.
Anthracite 160 metal base.





TIME UNIT _ TI 126
L/W 79 P/D 51 H 125 CM

+PROJECT PLUS

TIME BOX base in appoggio / sit-on base unit
TIME basamento / base

Madia Time H CDF venato nero, CDF noce ambra,
CDF noce ambra canettè. Basamento metallo
antracite 160.

Sideboard Time H veined black CDF, amber walnut
CDF, reeded amber walnut CDF. Anthracite 160
metal base.





TIME UNIT _ T1 108
L/W 113 P/D 51 H 161 CM

+PROJECT PLUS

TIME BOX vano a giorno / open compartment
TIME basamento / base

Madie Time M in CDF arena e CDF venato nero.
Vano a giorno in CDF venato nero canettè con luce a led.
Basamento in metallo antracite 160.

Sideboards Time M in arena CDF and
veined black CDF. Open compartment in reeded
in reeded veined black CDF with led light.
Anthracite 160 metal base.



Time I Madie

TIME UNIT _ TI 106
L/W 205 P/D 51 H 99 CM

+PROJECT PLUS

TIME BOX base / base unit
TIME basamento / base

Madia Time E in CDF madreperla,
CDF noce ambra, CDF venato nero.
Basamento in metallo antracite 160.

Sideboard Time E in mother of pearl CDF,
amber walnut CDF, veined black CDF.
Anthracite 160 metal base.





TIME UNIT _ TI 117
L/W 223 P/D 51 H 89 CM

+PROJECT PLUS
TIME basamento / base

Madia Time G in laccato opaco mimetico 166.
Basamento in metallo mimetico 166.

Sideboard Time G in matt mimetic green 166
lacquer CDF. Base in mimetic green 166 metal.



TIME UNIT _ TI 112
L/W 169 P/D 51 H 89 CM

+PROJECT PLUS

TIME BOX base in appoggio / sit-on base unit
TIME basamento / base

Madia Time C CDF madreperla,
CDF basalto. CDF venato nero.
Basamento in metallo antracite 160.

Sideboard Time C in mother of pearl
and basalt CDF. Veined black CDF.
Anthracite 160 metal base.

Time | Madie

TIME UNIT _ TI 127
L/W 237 P/D 24/51 H 98 CM

+PROJECT PLUS

TIME BOX base / base unit
HUB HUB boiserie / wall panelling
TRACKS basamento / base

Madia Time A CDF arena canettè, CDF arena, CDF nero.
Boiserie CDF laccato opaco tabasco 171.
Basamento in metallo antracite 160.

Sideboard Time A in black CDF, reeded arena CDF,
arena CDF. Wall panelling in matt Tabasco 171 lacquer.
Anthracite 160 metal base.







TIME UNIT _ TI 114
L/W 223 P/D 51 H 107 CM

+PROJECT PLUS

TIME BOX base in appoggio / sit-on base unit
TIME basamento / base

Madia Time F CDF arena, CDF arena canettè.
Basamento in metallo antracite 160.

Sideboard Time F Arena CDF and reeded arena CDF.
Anthracite 160 metal base.



TIME UNIT _ TI 116
L/W 187 P/D 51 H 89 CM

+PROJECT PLUS

TIME BOX base in appoggio / sit-on base unit
TIME basamento / base

Madia Time D CDF venato nero,
CDF noce ambra, CDF noce ambra canettè,
CDF arena e CDF venato nero.
Basamento in metallo antracite 160.

Sideboard Time D in reeded amber walnut
CDF, amber walnut CDF, reeded amber walnut
CDF, arena CDF and veined black CDF.
Anthracite 160 metal base.

TOWER
TAVOLI
TABLES

IERI COME OGGI, IL TAVOLO È UN PEZZO D'ARREDO IMMANCABILE IN OGNI CASA.
QUALUNQUE SIANO LA FORMA, LA DIMENSIONE E LA POSIZIONE, OGNI TAVOLO VA OLTRE
IL TEMPO PER DEFINIRE LO SPAZIO DEDICATO ALLA CONVIVIALITÀ.

THE TABLE HAS ALWAYS BEEN – AND STILL IS - AN ESSENTIAL PIECE OF FURNITURE IN ANY
HOME. WHATEVER ITS SHAPE, SIZE OR POSITION, EVERY TABLE IS TIMELESS IN ITS ABILITY
TO DEFINE SPACES DEDICATED TO CONVIVIALITY.



Tavolo Tower, top in CDF venato nero, basamento in metallo antracite 160. Sedia Betty.
Tower table with a veined black CDF top and an anthracite 160 metal base. Betty chairs.

Ø 140 H 75 CM



Tavolo Tower top in CDF noce ambra,
basamento in metallo antracite 160. Sedia Betty.

Tower table with top in amber walnut CDF
and base in anthracite 160 metal. Betty chairs.

L/W 220 P/D 110 H 75 CM



Time | Tavoli

Rotondo o rettangolare, il tavolo si distingue per il piano sottile e il basamento originale. Il bordo non è applicato, bensì è l'anima stessa del materiale che rimane a vista: un dettaglio di stile per ambienti che vogliono fare la differenza.

Round or rectangular, the table stands out for its slim top and its original base. Instead of being added, the edge exposes the actual core of the material: a stylish detail for spaces that want to make a difference.





INK
SCRITTOIO
DESK

UNO SPAZIO DOVE PENSARE AL PASSATO, VIVERE IL PRESENTE E SOGNARE IL FUTURO.
LO SCRITTOIO È UN ANGOLO INTIMO E PERSONALE, PROGETTATO PER STARE
AL PASSO CON I TEMPI: UN VANO SOTTO IL PIANO E UNA MENSOLA SOPRA COMPLETANO
LA FUNZIONALITÀ.

A PLACE WHERE YOU CAN THINK OF THE PAST, LIVE IN THE PRESENT
AND DREAM ABOUT THE FUTURE. THIS DESK IS AN INTIMATE, PERSONAL SPACE DESIGNED
TO STAY ON TOP OF TRENDS: THE SHELF UNDER THE DESK TOP AND THE OTHER ONE
ABOVE IT COMPLETE ITS FUNCTIONS.

Scrivania Ink CDF madreperla,
struttura in metallo antracite 160.

Mother of pearl CDF Ink desk with an
anthracite 160 metal structure.

L/W 117 P/D 63 H 96 cm







INK
LIBRERIA
BOOKCASE

UN COMPLEMENTO D'ARREDO CHE RESTA SEMPRE ATTUALE, ANCHE CON IL PASSARE DEL TEMPO: LIBRI E OGGETTI TROVANO SPAZIO SU RIPIANI PERFETTAMENTE INTEGRATI ALLA STRUTTURA. PICCOLI SCHIENALI AGGIUNGONO STILE E UN SENSO DI PROTEZIONE.

THIS PIECE OF FURNITURE NEVER GOES OUT OF FASHION EVEN AS TIME ROLLS: BOOKS AND OBJECTS SIT ON SHELVES THAT ARE PERFECTLY INTEGRATED WITH THE STRUCTURE. LOW BACK PANELS ADD STYLE AND A FEELING OF PROTECTION TO IT.

Libreria Ink struttura
in metallo antracite 160,
mensole in CDF noce ambr.

Ink bookcase with an
anthracite 160 metal structure
and amber walnut CDF
shelves.

L/W 104 P/D 34 H 165 cm







FLOW
TAVOLINI
COFFEE TABLES

I TAVOLINI FANNO COMPAGNIA AL DIVANO E SI TROVANO A LORO AGIO ACCANTO A UNA SEDUTA; PORTANO NUOVE FORME NEL LIVING E ACCENTUANO IL DESIGN DEGLI ARREDI GIÀ PRESENTI. DA PRATICI PIANI DI APPOGGIO AD ARREDI DECORATIVI, È UN ATTIMO.

COFFEE TABLES KEEP THE SOFA COMPANY AND ARE PERFECTLY AT HOME NEXT TO A SEAT. THEY ADD DIVERSE SHAPES TO THE LIVING ROOM, ENHANCING THE DESIGN OF THE OTHER FURNITURE. THESE COFFEE TABLES IMMEDIATELY TRANSFORM A PRACTICAL SET-DOWN SURFACE INTO A DECORATIVE ACCESSORY.



Tavolino Flow quadrato / basso in CDF basalto.
Square Flow coffee table in basalt CDF. L/W 66 P/D 63 H 45 cm

Tavolino Flow rotondo / alto in CDF basalto.
Tall / round Flow coffee table in basalt CDF. L/W 51 P/D 48 H 55 cm

Time | Tavolini

Ogni pezzo di cui si compone il tavolino si incastra perfettamente con gli altri e ogni tavolino, tondo o rettangolare, alto o basso, si abbina agevolmente con altri tavolini. Un arredo versatile, tutto da personalizzare.

Each of the pieces that make up one of these coffee table fits perfectly into its counterparts. In addition, each rectangular or round, tall or small coffee table can be easily combined with the others. For fully customisable, versatile furniture.

- A.
Tavolino Flow quadrato / basso in CDF arena.
Low / square Flow coffee table in arena CDF.
L/W 66 P/D 63 H 45 cm
- B.
Tavolino Flow rotondo / basso in CDF madreperla.
Round / small Flow coffee table in mother of pearl CDF.
L/W 66 P/D 63 H 45 cm
- C.
Tavolino Flow rotondo / alto in CDF madreperla.
Round / tall Flow coffee table in mother of pearl CDF.
L/W 51 P/D 48 H 55 cm
- D.
Tavolino Flow rotondo / alto in CDF basalto.
Round / tall Flow coffee table in basalt CDF.
L/W 51 P/D 48 H 55 cm
- E.
Tavolino Flow rotondo / basso in CDF madreperla/CDF nero.
Round / small Flow coffee table in mother of pearl/black CDF.
L/W 66 P/D 63 H 45 cm
- F.
Tavolino Flow rotondo / alto in CDF noce ambra.
Round / tall Flow coffee table in amber walnut CDF.
L/W 51 P/D 48 H 55 cm





B.

C.

D.

E.

F.

Time | Tavolini

Il design originale del tavolino è il risultato di un incastro perfetto di elementi. La base sporgente sul piano è la dimostrazione di una connessione naturale tra le parti che dà forma a un arredo unico.

The original design of this coffee table is based on the concept of perfectly matching parts. The base panel exceeding the height of the table top is proof of the natural connection between the parts and creates a unique piece of furniture.





S Q U A R E | M O O N
P L E C T R U M | S U R F
C O F F E E T A B L E S

PER NATURA E PER DESIGN, I TAVOLINI NON RICHIEDONO MOLTO SPAZIO E SONO SEMPRE DI SUPPORTO. IN CAMERA DA LETTO O NELLA ZONA GIORNO, OVUNQUE CI SIA BISOGNO DI UN PIANO D'APPOGGIO O DI UN ANGOLO DI STILE, È POSSIBILE CONTARE SU DI LORO.

BY NATURE AND BY DESIGN, COFFEE TABLES DON'T TAKE UP MUCH SPACE AND ARE ALWAYS USEFUL. YOU CAN COUNT ON THEM WITHOUT FAIL, IN THE BEDROOM OR IN THE RECEPTION ROOM, WHEREVER YOU MAY NEED A SET-DOWN SURFACE OR A STYLISH CORNER.



Tavolini Square in CDF basalto e struttura metallo antracite 160.
Square coffee tables in basalt CDF with an anthracite 160 metal structure.

L/W 52 P/D 52 H 51 cm

Il basamento in metallo sostiene saldamente piani di forme e finiture diverse con il suo spiccato dinamismo. Anche in un complemento di piccole dimensioni, i bordi neri a vista rendono più grande il design.

The boldly dynamic metal base firmly holds up the top in its different shapes and finishes. Even on a small piece of furniture, the exposed black edges make a big impact on design.

A. Square L/W 52 P/D 52 H 51 cm

B. Moon Ø 60 H 51 cm

C. Surf L/W 170 P/D 50 H 36 cm

D. Plectrum L/W 52 P/D 60 H 51 cm



Tavolino Moon rotondo in CDF noce ambra,
struttura metallo antracite 160.

Round Moon coffee table in amber walnut
CDF, anthracite 160 metal structure.


Ø 60 H 51 cm



TIME FINITURE FINISHES

LA COLLEZIONE TIME È REALIZZATA CON UN MATERIALE INNOVATIVO, IN PASTA NERA, RESISTENTE E DAL GRANDE IMPATTO ESTETICO. PUÒ ESSERE RIVESTITO CON 5 FINITURE DIVERSE, DISPONIBILI IN VERSIONE LISCIA O CANNETTATA, PER DARE FORMA AD ARREDI DAL DESIGN INEDITO E DALLO STILE PERSONALIZZATO.

THE TIME COLLECTION IS MADE OF AN INNOVATIVE MATERIAL CONSISTING OF A STRONG, BLACK PASTE WITH AN IMPRESSIVE AESTHETIC IMPACT. IT CAN BE COVERED WITH 5 DIFFERENT FINISHES, AVAILABLE IN THE PLAIN OR REEDED VERSION, TO CREATE CUSTOMISED FURNITURE WITH A NEVER-BEFORE-SEEN DESIGN.



TIME FINITURE / FINISHES


CDF VENATO NERO
VEINED BLACK CDF

CDF BASALTO
BASALT CDF

CDF ARENA
ARENA CDF

CDF MADREPERLA
MOTHER OF PEARL CDF

CDF NOCE AMBRA
AMBER WALNUT CDF



CDF VENATO NERO CANETTÈ
REEDED VEINED BLACK CDF




CDF BASALTO CANETTÈ
REEDED BASALT CDF



CDF ARENA CANETTÈ
REEDED MOTHER OF PEARL CDF



CDF MADREPERLA CANETTÈ
REEDED MOTHER OF PEARL CDF



CDF NOCE AMBRA CANETTÈ
REEDED AMBER WALNUT CDF

TIME LACCATI OPACHI / MATT LAQUERES COLOURS



Bianco gesso / Chalk white
121



Platino / Platinum
162




Madreperla / Mother of pearl
124




Canapa / Hemp
150




Hot / Hot grey
127



Arena
178



Grigio Piacenza / Piacenza grey
130



Fango / Mud brown
161



Pomice / Pumice
152



Salina / Salt grey
163



Fumo / Smoky grey
174



Lava
175



Smoke
128



Antracite / Anthracite
160



Ardesia / Slate
164



Nero fumo / Smoke black
131



Ghiaccio / Ice
173



Basalto / Basalt
177



Bromo / Bromite
176



Carta da zucchero / Blue grey
155



Mimetico / Mimetic green
166



Onice / Onyx
167



Mirto / Myrtle
165



Bosco / Forest green
168



Salvia / Sage
159



Curcuma / Turmeric
169



Zafferano / Saffron
158



Terracotta
170



Pesca / Peach
157



Rubino / Ruby red
172



Tabasco
171



Bordeaux / Burgundy
156

Páginas de síntesis
Descriptifs
Seitenübersicht

Textos en español,
francés y alemán

Textes en espagnol,
français et allemand

Texte in Spanisch,
Französisch und Deutsch

p. 8



TIME UNIT _ TI 101
L/W 331 P/D 24/30/51 H 219 CM

+PROJECT PLUS

ROUND colgante / élément haut / Wandschrank
HUB boiserie / habillage mural / Wandverkleidung
TIME BOX meuble bajo / élément bas / Unterschrank
TIME base/ piètement / Grundgestell

CDF nogal ámbar, CDF nogal ámbar cannettè, CDF madreperla y CDF veteadado negro. Boiserie CDF nogal ámbar cannettè y lacado mate antracita 160. Base metal antracita 160. Mesita Moon.

CDF noyer ambre, CDF noyer ambre strié, CDF nacre et CDF veiné noir. Habillage mural en CDF noyer ambre strié et en laqué anthracite 160 mat. Piètement en métal anthracite 160. Table basse Moon.

CDF Nussbaum Bernstein, CDF Nussbaum Bernstein Canettè, CDF Perlmutter und CDF Schwarz gemaser. Wandverkleidung CDF Nussbaum Bernstein Canettè und matt lackiert Anthrazit 160. Grundgestell Metall Anthrazit 160. Beistelltisch Moon.

p. 12



TIME UNIT _ TI 102
L/W 115 P/D 51 H 125 CM

+PROJECT PLUS


TIME base/ piètement / Grundgestell

APARADORES TIME i en CDF nogal ámbar, CDF madreperla. Base metal smoke 128. Mesa Tower. Silla Betty.

BUFFETS TIME i en CDF noyer ambre et CDF nacre. Piètement en métal smoke 128. Table Tower. Chaise Betty.

SIDEBOARDS TIME i in CDF Nussbaum Bernstein, CDF Perlmutter. Grundgestell Metall Smoke 128. Tisch Tower. Stuhl Betty.

p. 14 - 112




Mesa Tower, sobre en CDF nogal ámbar y base en metal antracita 160. Silla Betty.

Table Tower avec plateau en CDF noyer ambre et piètement en métal anthracite 160. Chaise Betty.

Tisch Tower Platte in CDF Nussbaum Bernstein und Grundgestell aus Metall Anthrazit 160. Stuhl Betty.

L/W 220 P/D 110 H 75 CM

p. 17




Librería Ink baja estantes en CDF nogal ámbar, estructura en metal antracita 160, mesita Flow en CDF nogal ámbar.

Bibliothèque Ink basse avec étagères en CDF noyer ambre et structure en métal anthracite 160. Table basse Flow en CDF noyer ambre.

Niedriges Bücherregal Ink Borde in CDF Nussbaum Bernstein, Struktur aus Metall Anthrazit 160, Beistelltisch Flow in CDF Nussbaum Bernstein. L/W 108 P/D 38 H 171 CM

p. 18



Mesita Flow redonda/alta en CDF nogal ámbar.

Table basse Flow ronde / haute en CDF noyer ambre.

Runder/hoher Beistelltisch Flow in CDF Nussbaum Bernstein.

L/W 42 P/D 45 H 50 CM

p. 22



TIME UNIT _ TI 103
L/W 324 P/D 24/30/51 H 183 CM

+PROJECT PLUS


LINE boiserie / habillage mural / Wandverkleidung
TIME BOX meuble bajo / élément bas / Unterschrank

CDF nogal ámbar cannettè, CDF nogal ámbar, CDF veteadado negro, CDF madreperla. Estante CDF nogal ámbar cannettè y lacado mate madreperla 124.

CDF noyer ambre strié, CDF noyer ambre, CDF veiné noir et CDF nacre. Étagère en CDF noyer ambre strié et en laqué nacre 124 mat.

CDF Nussbaum Bernstein Canettè, CDF Nussbaum Bernstein, CDF Schwarz gemasert, CDF Perlmutter. Bord CDF Nussbaum Bernstein Canettè, matt lackiert Perlmutter 124.

p. 24



TIME UNIT _ TI 104
L/W 295 P/D P 24/30/51 H 195 CM

+PROJECT PLUS
HUB boiserie / habillage mural / Wandverkleidung
TIME BOX meuble bajo / élément bas / Unterschrank
TIME base / piètement / Grundgestell

CDF veteadado negro, CDF arena cannettè, CDF arena, CDF nogal ámbar. Boiserie CDF arena cannettè y lacado mate arena 178. Base en metal antracita 160. Mesita Flow.

CDF veiné noir, CDF arena strié, CDF arena et CDF noyer ambre. Habillage mural en CDF arena strié et en laqué arena 178 mat. Piètement en métal anthracite 160. Table basse Flow.

CDF Schwarz gemasert, CDF Arena Canettè, CDF Arena, CDF Nussbaum Bernstein. Wandverkleidung CDF Arena Canettè und matt lackiert Arena 178. Grundgestell aus Metall Anthrazit 160. Beistelltisch Flow.

p. 28



TIME UNIT _ TI 105
L/W 324 P/D 24/30/ 51 H 147 CM

+PROJECT PLUS
HUB boiserie / habillage mural / Wandverkleidung
TRACKS base / piètement / Grundgestell

CDF nogal ámbar, CDF madreperla. Boiserie CDF madreperla cannettè y lacado mate madreperla 124. Base en metal antracita 160. Mesa Tower, mesita Surf.

CDF noyer ambre et CDF nacre. Habillage mural en CDF nacre strié et en laqué nacre 124 mat. Piètement en métal anthracite 160. Table Tower, table basse Surf.

CDF Nussbaum Bernstein, CDF Perlmutter.
Wandverkleidung CDF Perlmutter Canettè und matt lackiert Perlmutter 124. Grundgestell aus Metall Anthrazit 160. Tisch Tower, Beistelltisch Surf.

p. 32 - 103



TIME UNIT _ TI 106
L/W 205 P/D 51 H 99 CM

+PROJECT PLUS
TIME BOX meuble bajo / élément bas / Unterschrank
TIME base / piètement / Grundgestell

APARADOR TIME E en CDF nogal ámbar, CDF veteadado negro, CDF madreperla. Base en metal antracita 160.

BUFFET TIME E en CDF noyer ambre, CDF veiné noir et CDF nacre. Piètement en métal anthracite 160.

SIDEBBOARD TIME E in CDF Nussbaum Bernstein, CDF Schwarz gemasert, CDF Perlmutter. Grundgestell aus Metall Anthrazit 160.

p. 34



TIME UNIT _ TI 107
L/W 259 P/D 51 H 53 CM

+PROJECT PLUS
TIME BOX meuble bajo / élément bas / Unterschrank
TIME base / piètement / Grundgestell

CDF basalto, CDF veteadado negro.
Base en metal terracota 170.

CDF basalte et CDF veiné noir.
Piètement en métal terre cuite 170.

CDF Basaltgrau, CDF Schwarz gemasert.
Grundgestell aus Metall Terracotta 170.

p. 36 - 100



TIME UNIT _ TI 108
L/W 115 P/D 51 H 161 CM

+PROJECT PLUS
TIME BOX vano de apoyo / niche à poser /
Nischenelement als Aufsatz
TIME base / piètement / Grundgestell

APARADORES TIME M en CDF arena y CDF veteadado negro.
Compartimento abierto en CDF veteadado negro cannettè
con luz led. Base en metal antracita 160.

BUFFETS TIME M en CDF arena et CDF veiné noir.
Élément avec niches en CDF veiné noir strié avec éclairage
à leds. Piètement en métal anthracite 160.

SIDEBBOARDS TIME M in CDF Arena und CDF Schwarz
gemasert. Offenes Abteil in CDF Schwarz gemasert Canettè
mit LED-Beleuchtung. Grundgestell aus Metall Anthrazit 160.

p. 40




Librería Ink alta estantes en CDF basalto,
estructura en metal antracita 160.

Bibliothèque Ink haute avec étagères en CDF basalte
et structure en métal anthracite 160.

Hohes Bücherregal Ink Borde in CDF Basaltgrau,
Struktur aus Metall Anthrazit 160.

L/W 104 P/D 34 H 201 cm

p. 42



Mesita Flow cuadrada / baja en CDF veteadado negro.

Table basse Flow carrée / basse en CDF veiné noir.

Quadratischer / niedriger Beistelltisch Flow in CDF Schwarz gemasert.

L/W 66 P/D 63 H 45 cm

p. 44



TIME UNIT _ TI 109
L/W 324 P/D 24/30/51 H 183 CM

+PROJECT PLUS
HUB boiserie / habillage mural / Wandverkleidung
TIME BOX meuble bajo de apoyo / élément bas à poser /
Unterschrank als Aufsatz

CDF arena, CDF veteadado negro y CDF lacado mate mirto
165. Boiserie CDF lacado mate mirto 165 cannettè.

CDF arena , CDF veiné noir, CDF Laqué myrte 165 mat
Habillage mural CDF laqué myrte 165 strié mat.

CDF Arena und CDF Schwarz gemasert und CDF Matt
lackiert Myrte 165. Wandverkleidung matt lackiert Myrte 165
Canettè CDF.

p. 48



TIME UNIT _ TI 110
L/W 342 P/D P 24/25/30/51 H 183 CM

+PROJECT PLUS
HUB boiserie / habillage mural / Wandverkleidung
MOON estante / étagère / Bord
TRACKS base / piètement / Grundgestell

CDF nogal ámbor, CDF madreperla. Base en metal antracita
160. CDF veteadado negro. Boiserie CDF nogal ámbor cannettè
y metal antracita 160. Estante Moon con luz CDF madreperla.

CDF noyer ambre et CDF nacre. Piètement en métal
anthracite 160. CDF veiné noir. Habillage mural en CDF noyer
ambre strié et en métal anthracite 160. Étagère Moon avec
éclairage en CDF nacre. Bibliothèques Ink.

CDF Nussbaum Bernstein, CDF Perlmutter. Grundgestell
aus Metall Anthrazit 160. CDF Schwarz gemasert.
Wandverkleidung CDF Nussbaum Bernstein Canettè und
Metall Anthrazit 160. Bord Moon mit Beleuchtung CDF
Perlmutter. Bücherregal Ink.

p. 52



TIME UNIT _ TI 111
L/W 331 P/D 24/30/51 H 183 CM

+PROJECT PLUS
BARREL colgante / élément haut / Wandschrank
HUB boiserie / habillage mural / Wandverkleidung
TIME base / piètement / Grundgestell

CDF basalto, CDF arena cannettè, CDF arena.
Boiserie CDF arena cannettè y lacado mate arena 178.
Base en metal smoke 128.

CDF basalte, CDF arena strié et CDF arena.
Habillage mural en CDF arena strié et en laqué arena 178
mat. Piètement en métal smoke 128.

CDF Basaltgrau, CDF Arena Canettè, CDF Arena.
Wandverkleidung CDF Arena Canettè und matt lackiert
Arena 178. Grundgestell aus Metall Smoke 128.

p. 56 - 105



TIME UNIT _ TI 112
L/W 169 P/D 51 H 89 CM

+PROJECT PLUS
TIME BOX meuble bajo de apoyo /
élément bas à poser / Unterschrank als Aufsatz
TIME base / piètement / Grundgestell

APARADOR TIME C, CDF madreperla, CDF basalto.
CDF veteadado negro. Base en metal antracita 160.

BUFFET TIME C, en CDF nacre, CDF basalte et CDF veiné
noir. Piètement en métal anthracite 160.

SIDEBBOARD TIME C, CDF Perlmutter, CDF Basaltgrau. CDF
Schwarz gemasert. Grundgestell aus Metall Anthrazit 160.

p. 60



TIME UNIT _ TI 113
L/W 328 P/D 25/30/51 H 183 CM

+PROJECT PLUS
TIME BOX meuble bajo de apoyo / élément bas /
Unterschrank
MOON estante / étagère / Bord
TRACKS base / piètement / Grundgestell

CDF basalto, CDF arena y CDF veteadado negro.
Estante CDF basalto con luz. Base en metal antracita 160.

CDF basalte, CDF arena et CDF veiné noir.
Étagère en CDF basalte avec éclairage.
Piètement en métal anthracite 160.

CDF Basaltgrau, CDF Arena und CDF Schwarz gemasert.
Bord CDF Basaltgrau mit Beleuchtung.
Grundgestell aus Metall Anthrazit 160.

p. 62 - 108



TIME UNIT _ TI 114
L/W 223 P/D 51 H 107 CM

+PROJECT PLUS
TIME BOX mueble bajo de apoyo / élément bas à poser /
Unterschrank als Aufsatz
TIME base / piètement / Grundgestell

APARADOR TIME F, CDF arena, CDF arena cannettè.
Base en metal antracita 160.

BUFFET TIME F en CDF arena et CDF arena strié.
Piètement en métal anthracite 160.

SIDEBOARD TIME F, CDF Arena, CDF Arena Canettè.
Grundgestell aus Metall Anthrazit 160.

p. 64



TIME UNIT _ TI 115
L/W 104 P/D 34 H 165 cm

Librería Ink estantes en CDF basalto, estructura
en metal antracita 160, mesita Moon.

Bibliothèques Ink avec étagères en CDF basalte et structure
en métal anthracite 160. Table basse Moon.

Bücherregal Ink Borde in CDF Basaltgrau
und Struktur aus Metall Anthrazit 160, Beistelltisch Moon.

p. 66 - 109



TIME UNIT _ TI 116
L/W 187 P/D 51 H 89 CM

+PROJECT PLUS
TIME BOX mueble bajo de apoyo / élément bas à poser /
Unterschrank als Aufsatz
TIME base / piètement / Grundgestell

APARADOR TIME D, CDF veteado negro, CDF nogal ámbar,
CDF nogal ámbar cannettè, CDF arena y CDF veteado negro.
Base en metal antracita 160.

BUFFET TIME D en CDF veiné noir, CDF noyer ambre,
CDF noyer ambre strié, CDF arena et CDF veiné noir.
Piètement en métal anthracite 160.

SIDEBOARD TIME D, CDF Schwarz gemasert, CDF
Nussbaum Bernstein, CDF Nussbaum Bernstein Canettè,
CDF Arena und CDF Schwarz gemasert. Grundgestell aus
Metall Anthrazit 160.

p. 68 - 104



TIME UNIT _ TI 117
L/W 223 P/D 51 H 89 CM

+PROJECT PLUS
TIME base / piètement / Grundgestell

APARADOR TIME G en CDF lacado mate
verde mimético 166,
Base en metal verde mimético 166.

BUFFET TIME G en CDF laqué
vert mimétique 166 mat.
Piètement en métal vert mimétique 166.

SIDEBOARD TIME G matt mimetisches Grün 166 CDF.
Grundgestell aus Metall mimetisches Grün 166.

p. 72



TIME UNIT _ TI 118
L/W 328 P/D 30 / 51 H 183 CM

+PROJECT PLUS
TIME BOX mueble bajo de apoyo / élément bas à poser /
Unterschrank als Aufsatz
TIME base / piètement / Grundgestell

CDF arena, CDF arena cannettè, CDF veteado negro.
Base en metal antracita 160. Mesita Moon.

CDF arena, CDF arena strié et CDF veiné noir.
Piètement en métal anthracite 160. Table basse Moon.

CDF Arena, CDF Arena Canettè, CDF Schwarz gemasert.
Grundgestell aus Metall Anthrazit 160. Beistelltisch Moon.

p. 76




TIME UNIT _ TI 119
L/W 296 P/D 30/40 H 207 CM

Librería Raise puertas, colgantes y estructura CDF nogal
ámbar. Barras en metal antracita 160.

Bibliothèque Raise avec portes, éléments hauts et structure
en CDF noyer ambre. Tubes en métal anthracite 160.

Bücherregal Raise Türen, Wandschränke und Struktur CDF
Nussbaum Bernstein. Rohre aus Metall Anthrazit 160.

p. 80



TIME UNIT _TI 120
L/W 296 P/D 30/40 H 207 CM

Librería Raise estructura CDF veteadado negro.
Muebles bajos y colgantes CDF lacado mate bromo 176.
Barras en metal antracita 160.
Mesita Flow y mesita Plectrum.

Bibliothèque Raise avec structure en CDF veiné noir.
Éléments bas et éléments hauts en CDF laqué bromo 176
mat. Tubes en métal anthracite 160.
Table basse Flow et Table basse Plectrum.

Bücherregal Raise Struktur CDF Schwarz gemasert.
Unterschranke und Wandschränke matt lackiert Bromo 176
CDF. Metall und Metall Anthrazit 160.
Beistelltisch Flow und Beistelltisch Plectrum.

p. 84



TIME UNIT _TI 121
L/W 296 P/D 30 H 243 CM

Librería Raise estructura CDF veteadado negro.
Colgantes lacado mate tabasco 171.

Bibliothèque Raise avec structure en CDF veiné noir.
Éléments hauts en CDF laqué tabasco 171 mat.

Bibliothèque Raise avec structure en CDF veiné noir.
Éléments hauts en CDF laqué tabasco 171 mat.

Bücherregal Raise Struktur CDF Schwarz gemasert.
Wandschränke matt lackiert Tabasco 171 CDF.

p. 88



TIME UNIT _TI 122
L/W 282 P/D 40 H 207 CM

TIME UNIT _TI 123
L/W 170 P/W 15 H 207 CM

Librería Raise estructura CDF veteadado negro.
Barras en metal antracita 160.

Bibliothèques Raise avec structure en CDF veiné noir.
Tubes en métal anthracite 160.

Bücherregale Raise Struktur CDF Schwarz gemasert.
Rohre aus Metall Anthrazit 160.

p. 92



TIME UNIT _TI 123
L 170 P/D 15 H 207 CM

Librería Raise estructura CDF veteadado negro.
Barras en metal antracita 160. Plectrum mesita, Ink escritorio.

Bibliothèques Raise avec structure en CDF veiné noir.
Tubes en métal anthracite 160.
Table basse Plectrum, bureau Ink.

Bücherregale Raise Struktur CDF Schwarz gemasert.
Rohre aus Metall Anthrazit 160.
Beistelltisch Plectrum, Schreibpult Ink.

p. 95



TIME UNIT _TI 124
L/W 113 P/D 51 H 125 CM


+PROJECT PLUS
TIME base / piètement / Grundgestell

APARADOR TIME i en CDF nogal ámbur, CDF madreperla.
Base metal smoke 128. Mesa Tower.

BUFFET TIME i en CDF noyer ambre et CDF nacre.
Piètement en métal smoke 128. Table Tower.

SIDEBOARD TIME i in CDF Nussbaum Bernstein, CDF
Perlmutter. Grundgestell Metall Smoke 128. Tisch Tower.

p. 97



TIME UNIT _TI 125
L/W 72 P/D 51 H 142 CM

+PROJECT PLUS
TIME BOX vano de apoyo / niche à poser /
Nischelement als Aufsatz
TRACKS base / piètement / Grundgestell

APARADOR TIME L CDF arena.
CDF nogal ámbur, CDF negro, CDF veteadado negro canettè.
Base metal antracita 160.

BUFFET TIME L en CDF arena,
CDF noyer ambre, CDF veiné noir, CDF veiné noir strié.
Piètement en métal anthracite 160.

SIDEBOARD TIME L CDF Arena.
CDF Nussbaum Bernstein, CDF Schwarz, CDF Schwarz
gemasert Canettè. Grundgestell Metall Anthrazit 160.

p. 98



TIME UNIT _ TI 126
L/W 79 P/D 51 H 125 CM

+PROJECT PLUS
TIME BOX mueble bajo de apoyo / élément bas à poser /
Unterschrank als Aufsatz
TIME base / piètement / Grundgestell

APARADOR TIME H veteadado negro, CDF nogal ámbar, CDF
nogal ámbar cannettè. Base metal antracita 160.

BUFFET TIME H CDF veiné noir, CDF noyer ambre et CDF
noyer ambre strié. Piètement en métal anthracite 160.

SIDEBOARD TIME H CDF Schwarz gemasert, CDF
Nussbaum Bernstein, CDF Nussbaum Bernstein Canettè.
Grundgestell Metall Anthrazit 160.

p. 106



TIME UNIT _ TI 127
L/W 237 P/D 24/51 H 98 CM

+PROJECT PLUS
TIME BOX mueble bajo / élément bas / Unterschrank
HUB boiserie / habillage mural / Wandverkleidung
TIME base / piètement / Grundgestell

APARADORS TIME A CDF arena cannettè, CDF arenay
CDF negro. Boiserie CDF perfilado lacado mate tabasco 171.
Base en metal tabasco 171.

BUFFET TIME A en CDF arena strié et CDF arena et CDF
veiné noir. Habillage mural CDF strié laqué tabasco 171 mat.
Piètement en métal anthracite 160.

SIDEBOARD TIME A CDF Schwarz, CDF Arena Canettè,
CDF Arena. Wandverkleidungsmatt lackiert Canettè
Tabasco 171 CDF. Grundgestell aus Metall Anthrazit 160.

p. 112



Mesa Tower, sobre en CDF veteadado negro
y base en metal antracita 160. Silla Betty.

Table Tower avec plateau en CDF veiné noir
et piètement en métal anthracite 160. Chaise Betty.

Tisch Tower Platte in CDF Schwarz gemasert,
Grundgestell in Metall Anthrazit 160. Stuhl Betty.

Ø 140 H 75 CM

p. 117




Escritorio Ink CDF madreperla, estructura
en metal antracita 160.

Bureau Ink en CDF nacre avec structure
en métal anthracite 160.

Schreibpult Ink CDF Perlmutt, Struktur aus Metall
Anthrazit 160.

L/W 117 P/D 63 H 96 cm

p. 121




Librería Ink estructura en metal antracita 160,
estantes en CDF nogal ámbar.

Bibliothèque Ink avec structure en métal anthracite 160 et
étagères en CDF noyer ambre.

Bücherregal Ink, Struktur aus Metall Anthrazit 160,
Borde in CDF Nussbaum Bernstein.

L/W 104 P/D 34 H 165 cm


p. 125



Mesita Flow baja / cuadrada en CDF basalto.
L/W 66 P/D 63 H 45 cm
Mesita Flow alta / redonda en CDF basalto.
L/W 51 P/D 48 H 55 cm

Table basse Flow carrée / basse en CDF basalte.
L/W 66 P/D 63 H 45 cm
Table basse Flow ronde / haute en CDF basalte.
L/W 51 P/D 48 H 55 cm

Niedriger / quadratischer Beistelltisch
Flow in CDF Basaltgrau.
L/W 66 P/D 63 H 45 cm
Hoher / runder Beistelltisch Flow in CDF Basaltgrau.
L/W 51 P/D 48 H 55 cm



A. Mesita Flow cuadrada / baja en CDF arena.
L/W 66 P/D 63 H 45 cm

B. Mesita Flow redonda / baja en CDF madreperla.
L/W 66 P/D 63 H 45 cm

C. Mesita Flow redonda / alta en CDF madreperla.
L/W 51 P/D 48 H 55 cm

D. Mesita Flow redonda / alta en CDF basalto.
L/W 51 P/D 48 H 55 cm

E. Mesita Flow redonda / baja en CDF madreperla/CDF negro.
L/W 66 P/D 63 H 45 cm

F. Mesita Flow redonda / alta en CDF nogal ámbar.
L/W 51 P/D 48 H 55 cm

A. Table basse Flow carrée / basse en CDF arena.
L/W 66 P/D 63 H 45 cm

B. Table basse Flow ronde / basse en CDF nacre.
L/W 66 P/D 63 H 45 cm

C. Table basse Flow ronde / haute en CDF nacre.
L/W 51 P/D 48 H 55 cm

D. Table basse Flow ronde / haute en CDF basalte.
L/W 51 P/D 48 H 55 cm

E. Table basse Flow ronde / basse en CDF nacre/CDF veiné noir. L/W 66 P/D 63 H 45 cm

F. Table basse Flow ronde / haute en CDF noyer ambre. L/W 51 P/D 48 H 55 cm

A. Quadratischer / niedriger Beistelltisch Flow in CDF Arena. L/W 66 P/D 63 H 45 cm


B. Runder / niedriger Beistelltisch Flow in CDF Perlmutt. L/W 66 P/D 63 H 45 cm

C. Runder / hoher Beistelltisch Flow in CDF Perlmutt. L/W 51 P/D 48 H 55 cm

D. Runder / hoher Beistelltisch Flow in CDF Basaltgrau. L/W 51 P/D 48 H 55 cm

E. Runder / niedriger Beistelltisch Flow in CDF Perlmutt/CDF Schwarz. L/W 66 P/D 63 H 45 cm

F. Runder/hoher Beistelltisch Flow in CDF Nussbaum Bernstein. L/W 51 P/D 48 H 55 cm



Mesitas Squareen CDF basalto y estructura metal antracita 160.

Tables basses Square en CDF basalte avec structure en métal anthracite 160.

Beistelltische Square in CDF Basaltgrau und Struktur aus Metall Anthrazit 160,

L/W 52 P/D 52 H 51 cm



Mesita Moon redonda en CDF nogal ámbar, estructura metal antracita 160.

Table basse Moon ronde en CDF noyer ambre avec structure en métal anthracite 160.

Runder Beistelltisch Moon in CDF Nussbaum Bernstein, Struktur aus Metall Anthrazit.

Ø 60 H 51 cm

E' vietata ogni riproduzione totale
e parziale in Italia e all'estero.

Reproduction of all or any part of this
publication in Italy or in any other
country is prohibited.



product design
ROSSI & CO.
art direction and styling
ROSSI & CO.
graphic design
ROSSI & CO.
photography
STUDIO INDOOR
color separation
Z13
print
OGM



tomasella.it