


General catalogue.


January 2024







LEA
CERAMICHE



DESIGN AND PERFORMANCE.


Index. ABC


a/ Absolute.  
84 / 89

Anthology.   
116 / 135




b/ Basaltina Stone Project. 
180 / 185

Bio Attitude.  
188 / 201


Bio Recover. 
212 / 217


Bio Select. 
202 / 211

c/ Cliffstone. 
172 / 179


Concrete and Zoom.   
design Fabio Novembre
236 / 255




d/ Delight.  
274 / 289


Dreaming. 
290 / 297


l/ L2 - 20 mm 
298 / 307




m/ Masterpiece.  
design Ferruccio Laviani
220 / 235


n/ Nest. 
design HOK Product Design
90 / 95



Nextone.   
136 / 153

p/ Pigmenti 
design Ferruccio Laviani
60 / 83

s/ Synesthesia. 
258 / 273

Side Stone.   
98 / 115

Segni su Pigmenti. 
design Ferruccio Laviani
46 / 59

w/ Waterfall.   
154 / 171

01. The Company.
04 / 15

01a. Our Excellences.
16 / 33

01a. Our Group.
34 / 41


02. The Collections.
42 / 307


03. Technical Info.
308 / 348


Indice collezioni.


Index by collection / Sommaire des collections / Inhaltsverzeichnis Kollektionen

shape & color/




Segni su Pigmenti. 
design Ferruccio Laviani
46 / 59




Pigmenti. 
design Ferruccio Laviani
60 / 83




Absolute. 
84 / 89




Nest. 
design HOK Product Design
90 / 95


stone/


Side Stone.   
98 / 115

Anthology.   
116 / 135



Nextone.   
136 / 153


Waterfall.   
154 / 171


Cliffstone. 
172 / 179

Basaltina Stone Project. 
180 / 185



wood/




Bio Attitude.  
188 / 201

Bio Select. 
202 / 211

Bio Recover. 
212 / 217



cement & resin/


Masterpiece.  
design Ferruccio Laviani
220 / 235

Concreto and Zoom.   
design Fabio Novembre
236 / 255

marble/

Synesthesia. 
258 / 273

Delight.  
274 / 289

Dreaming. 
290 / 297

01.

The Company.

Distinguersi innovando.

Da sempre, Lea Ceramiche si distingue innovando. Protagonista assoluta del mondo del design, crea collezioni dalla personalità unica e dalle prestazioni tecniche straordinarie: pura materia ceramica scaturita dalle più evolute tecnologie produttive e dalla creatività di alcuni tra i più apprezzati designer internazionali. Dal dialogo tra una profonda conoscenza delle tecniche e dei materiali e l'intelligenza creativa di un affiatato team di professionisti, nascono e si sviluppano prodotti che, per qualità estetiche, completezza della gamma e ricchezza dell'apparato decorativo, offrono soluzioni in continua evoluzione, impiegate in prestigiosi progetti in tutto il mondo.

Standing out as innovators.

Lea Ceramiche has always stood out for its innovation. Absolute protagonist in the world of design, it creates collections with a unique personality and extraordinary technical performance: pure ceramic material originating from the most evolved production technologies and from the creativity of some of the most renowned international designers. It is from the dialogue between an extensive knowledge of the techniques and materials and the creative intelligence of a tight-knit team of professionals that products are born and developed that, for their aesthetic qualities, completeness of range and wealth of the decorative options, offer solutions in continuous evolution, used in prestigious projects throughout the world.

Se distinguer en innovant.

Depuis toujours Lea Ceramiche se distingue en innovant. Protagoniste absolue du monde du design, elle crée des collections qui ont une personnalité unique et garantissent des performances techniques extraordinaires : de la matière céramique pure qui exploite des techniques de production de pointe et la créativité de certains des meilleurs designers au monde. Du dialogue entre une connaissance approfondie des techniques et des matériaux et l'intelligence créative d'une équipe soudée de professionnels naissent et se développent des produits qui, grâce à leurs qualités esthétiques, à l'exhaustivité de la gamme et à la richesse de l'appareil décoratif, offrent des solutions et des collections en évolution constante, utilisées dans des projets prestigieux du monde entier.

Mit Innovationen hervorstechen.

Lea Ceramiche hebt sich seit jeher durch Innovation hervor. Als absoluter Protagonist in der Welt des Designs kreiert das Unternehmen Kollektionen mit einzigartiger Persönlichkeit und außergewöhnlichen technischen Leistungen: pures Keramikmaterial, das den modernsten Produktionstechnologien und der Kreativität einiger der renommiertesten internationalen Designer entspringt. Aus dem Dialog zwischen einer tiefen Kenntnis von Techniken und Materialien und der kreativen Intelligenz eines eingespielten Teams von Fachleuten entstehen Produkte, die in Bezug auf ästhetische Qualität, Komplettheit des Angebots und Reichtum des Dekorapparats Lösungen anbieten, die sich ständig weiterentwickeln und in prestigeträchtigen Projekten rund um den Erdball eingesetzt werden.





Design e performance.

Giorno dopo giorno, il nostro lavoro consiste nel portare avanti un entusiasmante confronto tra innovazione e creatività. È per questo che ogni prodotto firmato Lea Ceramiche rappresenta la più compiuta sintesi di design e performance. Le nostre superfici sono la piena espressione di uno stile senza tempo, fatto di eccellenza nelle prestazioni tecniche e di grandi potenzialità tecnologiche, pronto per essere interpretato dal mondo del design. Le nostre collezioni firmate da designer di fama internazionale hanno ricevuto alcuni tra i riconoscimenti più prestigiosi, che testimoniano l'eccellente qualità dei prodotti e il valore del percorso creativo del brand.

Design and performance.

Day after day, our work consists in advancing an exciting exchange between innovation and creativity. And for this reason, every product signed Lea Ceramiche represents the fullest synthesis of design and performance. Our surfaces are the full embodiment of timeless style, made of outstanding technical performance and superb technological possibilities, ready to be interpreted by the design world. Our collections designed by internationally renowned designers have obtained some of the most prestigious recognitions, which attest to the excellent quality of the products and the value of the creative path of the brand.

Design et performance.

Chaque jour, notre travail consiste à établir sans cesse une confrontation enthousiasmante entre l'innovation et la créativité. C'est ainsi que chaque produit Lea Ceramiche est la synthèse parfaite entre design et performance. Nos surfaces sont l'expression parfaite d'un style intemporel, fondé sur l'excellence des performances techniques et un grand potentiel technologique, prêts à être interprétés par le monde du design. Nos collections signées par des designers de renommée internationale ont obtenu des distinctions prestigieuses qui témoignent de l'excellente qualité des produits et de la valeur du parcours créatif de la marque.

Design und leistung.

Tag für Tag besteht unsere Arbeit darin, eine spannende Konfrontation zwischen Innovation und Kreativität voranzutreiben. Deshalb repräsentiert jedes Produkt von Lea Ceramiche die gelungenste Synthese aus Design und Leistung. Unsere Oberflächen sind der umfassende Ausdruck eines zeitlosen Stils, der aus der Exzellenz in den technischen Leistungen und großartigen technologischen Möglichkeiten besteht und bereit ist, von der Welt des Designs interpretiert zu werden. Unsere Kollektionen aus der Feder von Designern von internationalem Rang haben einige der renommiertesten Auszeichnungen erhalten, die von der hervorragenden Qualität der Produkte und vom Wert des Kreativprozesses der Marke zeugen.

Awards.



Innovazioni per un'architettura di pregio.

Per il design innovativo, l'affidabilità delle prestazioni tecniche e l'indiscussa capacità di osare, Lea Ceramiche si è guadagnata un ruolo da protagonista dell'architettura internazionale contemporanea. Numerosi progetti di grande prestigio realizzati in tutto il mondo attestano l'apprezzamento di architetti e designer di primissimo piano per la spiccata sensibilità estetica e la vocazione all'eccellenza tecnica del brand. Forte di questa stima, Lea Ceramiche continua a guardare avanti, confermandosi un interlocutore autorevole per tutti coloro che stanno costruendo la cultura abitativa di domani, all'insegna dell'innovazione, del comfort, del design e della sostenibilità.

Innovation for top architecture.

For its innovative design, reliability of the technical performance and the undisputed daring approach, Lea Ceramiche has earned for itself a role as protagonist of international contemporary architecture. Numerous projects of great prestige realised throughout the world attest to the appreciation of the world's most outstanding architects and designers for the brand's particular aesthetic sensitivity and technical excellence. Encouraged by this show of esteem, Lea Ceramiche continues to look forward, confirming itself as an authoritative interlocutor for all those who are building the culture of living spaces for the future, marked by innovation, comfort, design and sustainability.

L'innovation pour l'architecture de pointe.

Lea Ceramiche occupa une place dominante dans le monde de l'architecture contemporaine grâce à l'innovation du design, à la fiabilité des performances techniques et à son incontestable capacité à oser. De nombreux projets prestigieux réalisés dans le monde entier témoignent de l'appréciation d'architectes et designers renommés pour la grande sensibilité esthétique et la vocation à l'excellence technique de la marque. Forte de cette estime, Lea Ceramiche se projette dans l'avenir et confirme être un partenaire éminent pour tous ceux qui construisent la culture de l'habitat de demain, sous le signe de l'innovation, du confort, du design et de la durabilité.

Innovation für Spitzenarchitektur.

Die kontinuierliche Innovation, die Zuverlässigkeit der technischen Leistungen und der unbestrittene Wagemut haben Lea Ceramiche zu einem Protagonisten der internationalen zeitgenössischen Architektur gemacht. Zahlreiche prestigeträchtige Projekte auf der ganzen Welt bezeugen die Wertschätzung von führenden Architekten und Designern für die ausgeprägte ästhetische Sensibilität und die Berufung der Marke zur technischen Exzellenz. Gestärkt durch diese Hochachtung blickt Lea Ceramiche weiterhin nach vorne und erweist sich stets als maßgeblicher Gesprächspartner für all jene, die die Wohnkultur von morgen im Zeichen von Innovation, Komfort, Design und Nachhaltigkeit erschaffen.



LUMIERE AT MALCOM RESIDENCE - WILLIAM HEFNER - LOS ANGELES





01a.

Our Excellences.

LE TECNOLOGIE.

Tecnologies, les technologies, die technologien.

SLIMTECH

Lastre ceramiche sottili di qualità superiore.

Superior quality slim ceramic slabs.

Minces plaques en céramique de qualité supérieure.

Dünne Keramikplatten von höchster Qualität.



GRES

Gres porcellanato, sinonimo di resistenza tecnica e di eccellenza estetica.

Porcelain stoneware, a synonym for technical resistance and aesthetic excellence.

Grès cérame, synonyme de résistance technique et d'excellence esthétique.

Feinsteinzeug, Synonym für technische Robustheit und ästhetische Exzellenz.



L2

Gres porcellanato in 20mm di spessore, progettato per l'outdoor.

20mm-thick porcelain stoneware, designed for outdoor use.

Grès cérame de 20 mm d'épaisseur, conçu pour l'extérieur.

Feinsteinzeug mit 20 mm Stärke, für Außenbereiche entwickelt.



3 - TECH PROJECT.

Tre tecnologie per infinite possibilità in continuità estetica.

L' esclusivo progetto Lea Ceramiche per collezioni articolate in 3 tecnologie produttive: le grandi lastre sottili di qualità superiore, l'eccellenza del gres porcellanato a spessore tradizionale e il gres spessorato per soluzioni outdoor.

Three technologies for infinite possibilities in aesthetic continuity.

The exclusive Lea Ceramiche project for collections divided into 3 production technologies: high-quality large thin slabs, outstanding porcelain stoneware with a traditional thickness and extra-thick porcelain stoneware for outdoor solutions.

Trois technologies pour un nombre illimité de possibilités en continuité esthétique.

Le projet exclusif Lea Ceramiche pour des collections qui se différencient suivant 3 technologies de production: les grandes plaques minces de qualité supérieure, l'excellence du grès cérame d'épaisseur traditionnelle et le grès épais pour l'extérieur.

Drei Technologien für endlose Möglichkeiten in ästhetischer Kontinuität.

Das exklusive Projekt von Lea Ceramiche aus Kollektionen mit 3 Produktionstechniken: Große, dünne Platten von hoher Qualität, das exzellente Feinsteinzeug in traditioneller Stärke, und verstärktes Feinsteinzeug für Außenbereiche.

3-Tech Project collections:

Anthology: pag 116
 Concreto: pag 236
 Nextone: pag 136
 Side Stone: pag 98
 Waterfall: pag 154



3 - TECH PROJECT



MIX AND MATCH.

Il fascino inedito dell'evoluzione dello stile.

La vocazione per il design di Lea Ceramiche si esprime nell'ampia gamma di collezioni uniche e sofisticate. Le nostre sono collezioni senza tempo che confermano il nostro impegno per l'eccellenza nel design ceramico e l'abbinamento tra loro è un modo straordinario per ottenere soluzioni in continua evoluzione, creando uno stile e un design unico che resiste alle mode passeggere. Le proposte di abbinamento presenti sui nostri strumenti di comunicazione sono state pensate appositamente per rendere ogni ambiente esclusivo.

The unique allure of evolving style.

Lea Ceramiche's passion for design is expressed through a wide range of unique and sophisticated collections. Ours are timeless collections that reflect our commitment to excellence in the field of ceramic design. Mixing and matching them with one another is an extraordinary way to achieve ever-evolving solutions, creating a distinctive style and design that withstands fleeting trends. The suggested pairings featured in our communication tools have been specifically conceived to make each environment an exclusive space.

La fascination inédite de l'évolution du style.

La vocation pour le design de Lea Ceramiche s'exprime à travers le large éventail de collections uniques et raffinées. En effet, nos collections sont intemporelles et démontrent à quel point nous nous engageons à créer des produits en céramique d'excellence, capables d'être assortis entre eux de façon extraordinaire pour obtenir des solutions en constante évolution, au style et au design uniques, qui n'ont pas peur de devenir un jour démodés. Nos propositions d'assortiments présentées sur nos instruments de communication ont été spécialement pensées pour rendre chaque environnement exclusif.

Die beispiellose Faszination für stilistische Entwicklungen.

Die Berufung von Lea Ceramiche zum Design kommt in der vielfältigen Palette aus einzigartigen und exklusiven Kollektionen zum Ausdruck. Unsere zeitlosen Kollektionen bestätigen unser Streben nach Exzellenz im Keramikdesign. Sie lassen sich auf wunderbare Weise zu immer wieder neuen Lösungen kombinieren und schaffen damit einen einmaligen Stil und ein Design, das kurzlebige Moden übersteht. Die in unserer Kommunikation abgebildeten Kombinationsbeispiele wurden eigens dazu konzipiert, jedes Ambiente exklusiv zu gestalten.



PROTECT.

Per un abitare sano, sicuro e protetto.

L'esclusiva tecnologia Panariagroup per pavimenti e rivestimenti antibatterici ad altissime performance.

To live healthily, safe and secure.

The exclusive Panariagroup technology for antimicrobial floor and wall coverings with the highest performance.

Pour un habitat sain, sûr et protégé.

The exclusive Panariagroup technology for antimicrobial floor and wall coverings with the highest performance.

Für ein gesundes, sicheres und geschütztes wohnen.

The exclusive Panariagroup technology for antimicrobial floor and wall coverings with the highest performance.



AZIONE POTENTE

Elimina i batteri e ne impedisce la proliferazione.

POWERFUL ACTION

Eliminates microbes and prevents their reproduction.

ACTION PUISSANTE

Eliminates microbes and prevents Élimine les bactéries et empêche leur prolifération.

LEISTUNGSSTARKE WIRKUNG

Eliminiert Bakterien und verhindert die Vermehrung.



EFFICACIA ETERNA

Grazie alla tecnologia integrata in modo permanente nel prodotto.

ETERNAL EFFECTIVENESS

Thanks to the technology permanently integrated into the product.

EFFICACITÉ ÉTERNELLE

Grâce à la technologie intégrée de façon permanente dans le produit.

DAUERHAFT WIRKSAMKEIT

Dank der permanent im Produkt integrierten Technologie.



PROTEZIONE CONTINUA

Sempre attivo, 24 ore su 24, con e senza luce solare.

CONTINUOUS PROTECTION

Always active, 24 hours a day, with and without sunlight.

PROTECTION CONTINUE

Toujours actif, 24 heures sur 24, avec et sans lumière du soleil.

DAUERSCHUTZ

Rund um die Uhr aktiv, mit oder ohne Sonnenlicht.

PR()TECT®
ANTIBATTERICO - ANTIMICROBIAL

with **MICROBAN®**
protect.panariagroup.it



SLIMTECH.

Lastre ceramiche sottili di qualità superiore.

Superior quality thin porcelain slabs.

Dalles céramiques fines de qualité supérieure.

Dünne Hochwertige Keramikplatten.



MASSIMI STANDARD
QUALITATIVI E PRESTAZIONALI

HIGHEST STANDARDS
IN QUALITY AND PERFORMANCE

STANDARDS QUALITATIFS ET
PERFORMANCES MAXIMALES

HÖCHSTE QUALITÄTS- UND
LEISTUNGSSTANDARDS



LASTRE SUPERCOMPATTE
ED ELASTICHE

HIGHLY COMPACT AND
ELASTIC SLABS

DALLES ULTRACOMPACTES
ET ÉLASTIQUES

SUPERKOMPACTE,
ELASTISCHE PLATTEN



RESA ESTETICA
ECCELLENTE

EXCELLENT
AESTHETIC LOOK

EXCELLENT RENDEMENT
ESTHÉTIQUE

AUSGEZEICHNETE OPTISCHE
WIRKUNG



STRAORDINARIA
EXTRA-RESISTENZA

EXTRAORDINARY
ADDED RESISTANCE

EXTRAORDINAIRE
EXTRA-RÉSISTANCE

ÜBERRAGENDE
SUPER-BESTÄNDIGKEIT



SOSTENIBILITÀ
AMBIENTALE ELEVATA

HIGHLY
ECO-FRIENDLY

DURABILITÉ
ENVIRONNEMENTALE

HOHE ÖKOLOGISCHE
NACHHALTIGKEIT



IDEALE PER RISTRUTTURARE
SENZA DEMOLIRE

IDEAL FOR RENOVATION
WITHOUT DEMOLITION

IDÉAL POUR RESTRUCTURER
SANS DÉMOLIR

IDEAL FÜR EINE RENOVIERUNG
OHNE ABRISS

SLIMTECH


6mm

Sottile e resistente.
Thin and resistant.
Fin et résistant.
Dünn und widerstandsfähig.

SLIMTECH
plus

3,5mm - 5,5mm

Ultrasottile e ultrasensibile. Con fibra di vetro.
Ultra-thin and ultra-resistant. With fibreglass mesh.
Ultra fin et ultra résistant. Avec fibre de verre.
Untradünn und ultrawiderstandsfest. Mit Glasfaser.



Formati / sizes



SLIMTECH 3plus.

Più sottile, più sostenibile, più versatile.

Grazie allo spessore di soli 3,5 mm, Slimtech 3plus risparmia materie prime, acqua ed energia, ed è a CO₂ interamente compensata. Dalla partecipazione a progetti internazionali di abbattimento della CO₂ nelle città più inquinate. Scopri di più su panariagroup.it/think-zero. È facile da lavorare e, grazie alla fibra di vetro, sicuro. Può essere utilizzato su tutte le superfici (anche su rivestimenti esistenti), per le facciate e come finitura nel campo dell'arredamento. La sua flessibilità, infine, incoraggia le architetture più visionarie.

Thinner, more sustainable, more versatile.

Thanks to the thickness of only 3.5 mm, Slimtech 3plus saves raw materials, water and energy, additionally, its CO₂ is completely compensated. From participation in international projects of reduction of CO₂ in the most polluted cities. Learn more on panariagroup.it/en/think-zero. It is easy to work with and, thanks to the fibreglass, is safe. It can be used on all surfaces (even on existing coatings), for façades and as a finishing of the furnishings. Moreover, its flexibility encourages the most visionary architecture.

Plus mince, plus durable, plus polyvalent.

Grâce à 3,5 mm seulement d'épaisseur, Slimtech 3plus permet d'économiser des matières premières, de l'eau et de l'énergie et ses émissions de CO₂ sont entièrement compensées. De la participation à des projets internationaux de réduction du CO₂ dans les villes les plus polluées. Pour en savoir plus, consultez ce lien : panariagroup.it/en/think-zero. Il est facile à travailler et sûr, grâce à la fibre de verre. Il peut être utilisé sur toutes les surfaces (même sur de vieux revêtements), comme bardage et comme finition décorative. Sa polyvalence encourage en outre les architectures les plus visionnaires.

Dünner, nachhaltiger, vielseitiger.

Dank der Stärke von nur 3,5 mm spart Slimtech 3plus Rohmaterialien, Wasser und Energie, die CO₂-Emissionen werden zur Gänze kompensiert. Von der Beteiligung an internationalen Projekten zur Reduzierung der CO₂-Emissionen in den Städten mit der stärksten Luftverschmutzung. Erfahren Sie mehr auf panariagroup.it/en/think-zero. Es ist einfach zu verarbeiten und dank der Glasfaser auf sicher. Es kann auf allen Oberflächen (auch auf bestehenden Verkleidungen), für Fassaden und als Finishlösung im Bereich der Einrichtung verwendet werden. Nicht zuletzt ermutigt seine Flexibilität besonders visionäre Architekturen.

SOSTENIBILE	SUSTAINABLE	DURABLE	NACHHALTIG
VERSATILE	VERSATILE	POLYVALENT	VIELSEITIG
SICURO	SAFE	SÛR	SICHER
PRATICO	PRACTICAL	PRATIQUE	PRAKTISCH
FLESSIBILE	FLEXIBLE	MODULABLE	FLEXIBEL



THINK ZERO

Lastre ceramiche nate per essere sostenibili

Ceramic slabs born to be sustainable
Des dalles en céramique nées pour être durables
Zur Nachhaltigkeit berufene Keramikplatten

CO₂ NEUTRAL

THINK ZERO É LA RIVOLUZIONE PER UNA CERAMICA SOSTENIBILE

Le lastre ceramiche ultrasottili riducono gli impatti ambientali senza ridurre le performance.

THINK ZERO IS THE REVOLUTION FOR SUSTAINABLE CERAMIC TILES

The ultra-thin ceramic slabs reduce environmental impacts without reducing performance.

THINK ZERO : LA RÉVOLUTION POUR UNE CÉRAMIQUE DURABLE

Les dalles en céramique ultra fines réduisent l'impact environnemental sans minimiser les performances.

THINK ZERO IST DIE REVOLUTION FÜR EINE NACHHALTIGE KERAMIK

Ultradünne Keramikplatten belasten die Umwelt bei gleicher Leistung weniger.



NON SOLO MENO SPESSORE

ridotto fino ad un massimo di 3 mm.

LESS THICKNESS
to maximum 3 mm.

PAS SEULEMENT MOINS D'ÉPAISSEUR
réduite jusqu'à un maximum de 3 mm.

NICHT NUR WENIGER STÄRKE
auf maximal 3 mm reduziert.



-65%

del consumo di materie prime

less raw materials
de consommation de matières premières
Verbrauch an Rohstoffen



-80%

del fabbisogno di acqua

less water
de besoin en eau
Bedarf an Wasser



-30%*

delle emissioni di CO₂ in atmosfera

less CO₂ emitted into the atmosphere
d'émissions de CO₂ dans l'atmosphère
CO₂-Emissionen in die Atmosphäre



-30%

del fabbisogno di energia

less energy
de besoin en énergie
Bedarf an Energie



-66%

dell'inquinamento generato da trasporto

less pollution generated from transport
de pollution générée par le transport
transportbedingte Verschmutzung

+
100%

DELLE EMISSIONI DI CO₂ COMPENSATE** (13,14 kg/mq)

Alta resistenza, alte prestazioni, massima sostenibilità e nessun compromesso.

COMPENSATION OF CO₂ EMISSIONS (13,14 kg/sqm)

High resistance, outstanding performance, ultimate sustainability and no compromises.

DES ÉMISSIONS DE CO₂ COMPENSÉES (13,14 kg/m²)

Résistance élevée, performances de haut niveau, maximum de durabilité et aucun compromis.

DER CO₂-EMISSIONEN AUSGEGLICHEN (13,14 kg/m²)

Hohe Widerstandsfähigkeit, hohe Leistungen, maximale Nachhaltigkeit und keine Kompromisse.

*I dati fanno riferimento a un prodotto a spessore sottile, confrontato con un grés porcellanato di spessore tradizionale. / The data refers to ultra-thin slabs when compared to standard-thickness porcelain stoneware tile. / Les données sont celles d'un produit de faible épaisseur, comparé à un grés cérame d'épaisseur traditionnelle. / Die Daten beziehen sich auf ein Produkt mit dünner Stärke, im Vergleich zu einem Feinsteinzeug mit herkömmlicher Stärke.

**Dalla partecipazione a progetti internazionali di abbattimento della CO₂ nelle città più inquinate. Scopri di più su panariagroup.it/think-zero. / From participation in international projects of reduction of CO₂ in the most polluted cities. Learn more on panariagroup.it/en/think-zero. / De la participation à des projets internationaux de réduction du CO₂ dans les villes les plus polluées. Pour en savoir plus, consultez ce lien : panariagroup.it/en/think-zero. / Von der Beteiligung an internationalen Projekten zur Reduzierung der CO₂-Emissionen in den Städten mit der stärksten Luftverschmutzung. Erfahren Sie mehr auf panariagroup.it/en/think-zero.



SLIMTECH



REAL.

Vivere spazi e superfici come nella realtà.

REAL è il configuratore online di Lea Ceramiche utilizzabile sia da desktop che da mobile che consente di personalizzare pavimenti e rivestimenti di un ambiente 3D fotorealistico. Gli spazi così configurati sono navigabili a 360°, anche in modalità immersiva grazie a un Cardboard o a un dispositivo WebVR ready (come Oculus Go o HTC Vive).

Experience spaces and surfaces just like in reality.

REAL is the online configurator of Lea Ceramiche that can be used both in desktop and mobile applications, allowing one to personalise floor and wall coverings in a photo-realistic 3D environment. The spaces thus configured can be navigated at 360°, even in an immersive mode, thanks to a Cardboard or WebVR read device (such as Oculus Go or HTC Vive).

Vivre les espaces et les surfaces comme dans la réalité.

REAL est le configurateur en ligne de Lea Ceramiche, utilisable au bureau ou en déplacement, qui permet de personnaliser les sols et les revêtements d'un environnement 3D photoréaliste. Les espaces configurés de la sorte sont navigables à 360°, même en modalité immersive grâce à un Cardboard ou à un dispositif WebVR ready (tel que Oculus Go ou HTC Vive).

Räume und Oberflächen wie in der Realität erleben.

REAL ist der Online-Konfigurator von Lea Ceramiche, der vom Desktop-PC oder von Mobilgeräten aus verwendet werden kann und es ermöglicht, Böden und Verkleidungen mit einer fotorealistischen 3D-Umgebung zu personalisieren. Die auf diese Weise konfigurierten Räume sind zu 360° navigierbar, auch im immersiven Modus, dank einem Cardboard oder einem WebVR-fähigen Gerät (wie Oculus Go oder HTC Vive).

1.

• SCEGLI UN EFFETTO MATERICO O UNO STILE

• CHOOSE A MATERIAL EFFECT OR STYLE

• CHOISISSEZ UN EFFET MATÉRIQUE OU UN STYLE

• WÄHLEN SIE EINEN PLASTISCHEN EFFEKT ODER EINEN STIL

2.

• CONFIGURA L'AMBIENTE E PROVA GLI ABBINAMENTI

• CONFIGURE THE ENVIRONMENT AND TRY THE COMBINATIONS

• CONFIGUREZ LE DÉCOR ET ESSAYEZ LES COMBINAISONS

• KONFIGURIEREN SIE DIE UMGEBUNG UND TESTEN SIE DIE KOMBINATIONEN

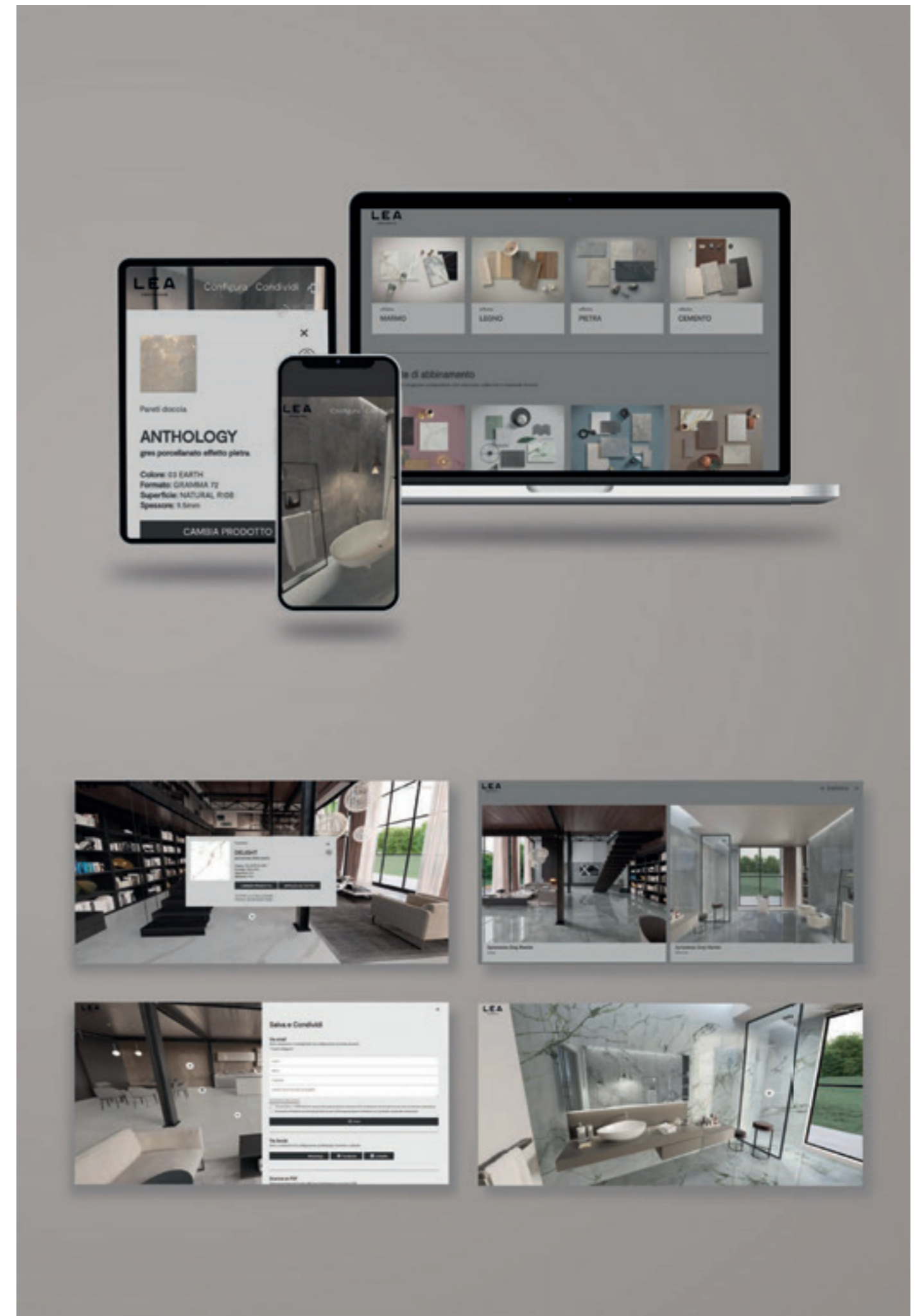
3.

• SALVA LA TUA CONFIGURAZIONE, SCARICALA O CONDIVIDILA

• SAVE YOUR CONFIGURATION, DOWNLOAD IT OR SHARE IT

• SAUVEGARDEZ VOTRE CONFIGURATION, DÉCHARGEZ-LA OU PARTAGEZ-LA

• SIE KÖNNEN IHRE KONFIGURATION SPEICHERN, HERUNTERLADEN ODER TEILEN



01b.

Our Group.

PANARIAGROUP.

Nel tempo e nel mondo, l'eccellenza ceramica.

Eccellere, nel mondo della ceramica di alta qualità, significa saper generare sempre prodotti a elevata componente tecnologica e impreziosirli con la massima attenzione estetica, con la cura di ogni dettaglio. Per soddisfare al meglio i gusti della fascia più elevata ed esigente del mercato, Panariagroup adotta da sempre la formula dell'eccellenza, unendo storica sapienza artigianale e attitudine all'avanguardia tecnologica. Con un impegno fondamentale ad agire e operare sempre con responsabilità. Con oltre 50 anni di esperienza, Panariagroup è oggi una realtà internazionale con un cuore fortemente italiano, presente con 14 brand in oltre 130 paesi nel mondo grazie a una vasta e capillare rete commerciale.

Throughout time and around the world, ceramic excellence.

To excel in the world of high quality ceramics means knowing how to continuously create highly technological products and how to enhance them through the utmost attention to aesthetics and detail. Panariagroup has always adhered to the highest standards of excellence, combining its history of skilful artisan craftsmanship with cutting edge technology. This approach is intrinsically linked to a fundamental commitment to always act and operate responsibly. With over 50 years of experience, Panariagroup is an international company with a strong Italian soul and an extensive sales network with 14 brands in over 130 countries all over the world.

Dans le temps et dans le monde, l'excellence céramique.

Exceller, dans le monde de la céramique de haute qualité, signifie toujours savoir créer des produits à composante technologique élevée et les enrichir avec la plus grande attention esthétique, en soignant tous les détails. Pour satisfaire au mieux les goûts de la classe la plus élevée et la plus exigeante du marché, Panariagroup adopte depuis toujours la formule de l'excellence, unissant la connaissance historique artisanale et l'attitude technologiquement à l'avant-garde. Avec un engagement fondamental à agir et œuvrer toujours de manière responsable. Avec plus de 50 ans d'expérience, Panariagroup est aujourd'hui un groupe international avec un cœur fortement italien, présente avec 14 marques dans plus de 130 pays dans le monde, grâce à un vaste réseau commercial à tous les niveaux.

Mit der zeit und in der welt, die exzellenz der keramik.

Exzellenz in der Welt der hochwertigen Keramik bedeutet zu wissen, wie man kontinuierlich Produkte herstellt, die nicht nur eine hohe technologische Komponente aufweisen, sondern die mit besonderem Augenmerk auf die Ästhetik bis ins kleinste Detail realisiert werden. Panariagroup arbeitet seit jeher mit der Formel der Exzellenz, um dem Geschmack des anspruchsvollsten Marktsegments gerecht zu werden. Historische Handwerkskunst vereint sich mit technologischem Fortschritt, wobei ein verantwortungsvolles Handeln absolute Voraussetzung ist. Mit mehr als 50 Jahren Erfahrung ist die Panariagroup heute eine internationale Realität mit einem starken italienischen Herzen, die dank eines großen und weit verbreiteten Handelsnetzes weltweit mit 14 Marken in über 130 Ländern präsent ist.

PANARIAgroup®
www.panariagroup.it



Panaria CERAMICA LEA CERAMICHE COTTOD'ESTE EXCLUSIVE SURFACES BLUSTYLÉ COTTOD'ESTE MAXA CERAMIC SLABS MARGRES CERAMIC TILES LOVE CERAMIC TILES GRESART CERAMIC TILES steuler|design GROHN NORD CERAM KERATEAM flordatile Bellissimo STILE ITALIANO

PANARIAGROUP.

Ceramiche per la qualità della vita.

Ceramics for the quality of your life
La céramique pour la qualité de votre vie.
Keramik für die Qualität ihres Lebens.

PIÙ SANE
Grazie all'esclusiva protezione
antibatterica Protect

HEALTHIER
Thanks to the exclusive Protect
antibacterial protection

PLUS SAINES
Grâce à l'exclusive protection
antibactérienne Protect

GESÜNDER
Dank dem exklusiven antibakteriellen
Schutz Protect

PIÙ SOSTENIBILI
Con le lastre sottili a impatti minimi
e CO₂ neutral

MORE SUSTAINABLE
With thin slabs having minimal
impact and CO₂ neutral

PLUS SOUTENABLES
Avec les dalles fin à impact minimal
et CO₂ neutre

NACHHALTIGER
Mit den hauchdünnen CO₂-
neutralen Platten mit minimalen
Auswirkungen

Bellezza, Innovazione, Sostenibilità.

Panariagroup è leader mondiale nei pavimenti e rivestimenti di alta qualità. Con processi produttivi che rispettano l'ambiente e prodotti pensati per un nuovo modo di concepire l'architettura e l'abitare.

Beauty, Innovation, Sustainability.

Panariagroup is a world leader in high quality ceramic surfaces for floor and wall coverings. Its production processes respect the environment and its products are designed for a new way of conceiving architecture and living.

Esthétique, Innovation, Durabilité.

Panariagroup, leader mondial des sols et revêtements de haute qualité garantit des processus de production respectueux de l'environnement et des produits conçus pour envisager l'architecture et le logement différemment.

Schönheit, Innovation, Nachhaltigkeit.

Panariagroup ist ein international führender Hersteller von qualitativ hochwertigen Wand- und Bodenbelägen. Die Produktion erfolgt umweltschonend, und die Produkte sind auf ein neues Konzept des Bauens und Wohnens ausgelegt.

PANARIAgroup®
www.panariagroup.it



BILANCIO DI SOSTENIBILITÀ 2022

Consulta il nostro Bilancio di Sostenibilità, scaricandolo dal sito panariagroup.it o richiedendolo via mail a sustainability@panariagroup.it
Check our Sustainability Report, downloading it from the panariagroup.it site or requesting it via email at sustainability@panariagroup.it
Consultez notre Bilan de durabilité, en le déchargeant sur le site panariagroup.it ou en le demandant par e-mail à sustainability@panariagroup.it
Lesen Sie unsere Nachhaltigkeitsbilanz, indem Sie sie entweder von der Seite panariagroup.it herunterladen oder via E-Mail unter sustainability@panariagroup.it anfordern.

PANARIAGROUP.

La ceramica nella sua forma migliore.

La ceramica è un materiale dalle prestazioni uniche e straordinarie. Panariagroup si distingue con prodotti di qualità superiore.

PIÙ SALUBRI grazie all'integrazione della tecnologia antibatterica Protect

PIÙ FACILI DA PULIRE grazie alle nostre esclusive tecniche di lavorazione delle superfici

PIÙ VERSATILI E ADATTI AD OGNI IMPIEGO grazie ad un'ampia disponibilità di tecnologie e componenti ad elevata performance che consentono di ottenere prodotti adatti a destinazioni d'uso differenti

PIÙ SOSTENIBILI grazie a un processo produttivo estremamente efficiente in termini di rispetto delle norme ambientali, del consumo di acqua, energia e materie prime

Ceramics at their best.

Ceramics offer unique and outstanding performance. Panariagroup stands out for its superior quality products.

HEALTHIER thanks to the integrated Protect antimicrobial technology

EASIER TO CLEAN thanks to our exclusive surface processing techniques

MORE VERSATILE AND SUITABLE FOR EVERY USE thanks to the wide availability of high-performance technologies and components that allow you to obtain products suitable for different uses

MORE SUSTAINABLE thanks to a production process that is extremely efficient in terms of compliance with environmental standards and consumption of water, energy and raw materials

La céramique sous son meilleur jour.

La céramique est un matériau aux performances uniques et extraordinaires. Panariagroup se distingue par ses produits de qualité supérieure.

PLUS SAINS grâce à l'intégration de la technologie antibactérienne Protect

PLUS FACILES À NETTOYER grâce à nos techniques exclusives de traitement de surface

PLUS POLYVALENTS ET ADAPTÉS À TOUS LES USAGES grâce à une vaste disponibilité de technologies et de composants à haute performance, qui permettent d'obtenir des produits adaptés à des usages différents

PLUS DURABLES grâce à un processus de production extrêmement efficace en termes de respect des normes environnementales, de consommation d'eau, d'énergie et de matières premières

Mit der zeit und in der welt, die exzellenz der keramik.

Keramik ist ein Material mit einzigartigen und ausgezeichneten Leistungen. Panariagroup zeichnet sich durch ihre hochwertigen Qualitätsprodukte aus.

GESÜNDER dank der Integration der antibakteriellen Technologie Protect

EINFACHER ZU REINIGEN dank unserer exklusiven Verarbeitungstechniken der Oberflächen

VIELSEITIGER UND FÜR JEDEN EINSATZ GEEIGNET dank einer breiten Verfügbarkeit von Technologien und Komponenten mit hoher Leistung, die es ermöglichen, Produkte für verschiedene Einsatzbereiche zu erhalten

NACHHALTIGER dank einem extrem effizienten Produktionsprozess im Hinblick auf Einhaltung der Umweltnormen, sowie Wasser-, Strom- und Rohstoffverbrauch

PANARIAgroup®

www.panariagroup.it

LA CERAMICA. UNA SCELTA SICURA.

CERAMICS. A SAFE CHOICE. / LA CÉRAMIQUE, UN CHOIX SÛR. / KERAMIK. EINE SICHERE WAHL.

SICURA

SAFE / SÛRE / SICHER

IGIENICA

HYGIENIC / HYGIÉNIQUE / HYGIENISCH

DURA A LUNGO

LONG-LASTING / DURE LONGTEMPS / LANGLEBIG

NON EMETTE SOSTANZE CHIMICHE NOCIVE

ZERO VOCs / ZERO COV / NULL VOCs

NON BRUCIA

IT DOES NOT BURN / NE BRÛLE PAS / BRENNT NICHT

RESISTENTE

RESISTANT / RÉSISTANTE / BESTÄNDIG

VERSATILE

VERSATILE / POLYVALENTE / VIELSEITIG

STABILE

STABLE / STABLE / STABIL

RICICLABILE

RECYCLABLE / RECYCLABLE / WIEDERVERWERTBAR

AMA L'AMBIENTE

ENVIRONMENT-FRIENDLY / RESPECTE L'ENVIRONNEMENT / UMWELTSCHONEND



02.

The Collections.

Shape & Color.

Tridimensionalità, componibilità dei formati e disegni coordinati contraddistinguono molte collezioni dal forte contenuto di design. L'assenza di colori vistosi, lascia spazio a un misurato equilibrio cromatico, in cui eleganza, contemporaneità e gusto internazionale, trovano massima espressione.


La tridimensionnalité, la modularité des formats et les designs coordonnés caractérisent de nombreuses collections à fort contenu de design. L'absence de couleurs voyantes laisse place à un équilibre chromatique mesuré, où l'élégance, la contemporanéité et le goût international trouvent le maximum d'expression.


Three-dimensionality, modular sizes and coordinated designs distinguish many collections with a notable design content. The absence of bright colours enables a measured balance of colours, in which elegance, modernity and international taste are fully expressed.

Dreidimensionalität, kombinierbare Formate und aufeinander abgestimmte Muster charakterisierten viele Kollektionen mit starkem Designgehalt. Der Verzicht auf auffällige Farben lässt einem verhaltenen Farbgleichgewicht Raum, in dem Eleganz, Aktualität und internationaler Geschmack optimal zum Ausdruck kommen.

 **Segni su Pigmenti.**
design Ferruccio Laviani
46 / 59

 **Pigmenti.**
design Ferruccio Laviani
60 / 83

 **Absolute.**
84 / 89

 **Nest.**
design HOK Product Design
90 / 95

Segni su Pigmenti.

design Ferruccio Laviani

WALL
Segno & Lichen
Moss 100x300

FLOOR
Master White 120x120

wel
come


ESPRESSO BIO	1.2
CAFFE GOURMET	1.2
ORZO	1.5
LATTE DI RISO	1.2
TE VERDE	2.5
SUCCO MELAGRANA	4
COOKIE MIELE BIO	3



WALL
Goccio Moss
Segno = Harvest

FLOOR
Pumice 100x100

Goccio Moss





Segno = Harvest




WALL
Segno # Canyon
Lichen 100x300

FLOOR
Basalt 100x100



WALL
Segno = Canyon
Segno & Canyon

FLOOR
Piece Dark 120x120




Segno + Canyon



WALL
Segno + Mauve
Mauve 100x300

FLOOR
Master White



GRES PORCELLANATO LAMINATO / LAMINATED PORCELAIN STONEWARE / GRÈS CÉRAME LAMINÉ / LAMINIERTES FEINSTEINZEUG / SLIMTECH 3,5MM

RIVESTIMENTI DECORATI DA INTERNO / INTERIOR DECORATED WALL COVERINGS / REVÊTEMENTS MURAUX DÉCORÉS POUR INTÉRIEUR / DEKORIERTE INNENWANDBELÄGE

PRODOTTO DECORATO CON TECNOLOGIA A FREDDO / PRODUCTS DECORATED WITH COLD DECORATING TECHNOLOGY / PRODUIT DÉCORÉ AVEC LA TECHNOLOGIE À FROID / MIT KALTTECHNOLOGIE DEKORIERT

Segni su Pigmenti è decorato mediante la tecnologia di stampa digitale a freddo, che permette di raggiungere risultati estetici e cromatici di eccezionale qualità. Segni su Pigmenti collection is decorated using digital cold printing technology, with which aesthetic, chromatic results of exceptional quality are achieved. Segni su Pigmenti est décoré grâce à la technologie d'impression numérique à froid, qui permet d'obtenir des résultats esthétiques et chromatiques d'une qualité exceptionnelle. Segni su Pigmenti wird nach dem Brennen im Digitaldruckverfahren dekoriert, mit dem sich optisch und farblich Ergebnisse von höchster Qualität erzielen lassen.

Stonalizzazione

Shading / Denuançage / Spielfarbig

ANSI A137.3



Caratteristiche prodotto

Product characteristics / Caractéristiques du produit / Produktmerkmale

RESISTENZA ALLE MACCHIE ISO 10545-14
STAIN RESISTANCE
RÉSISTANCE AUX TACHES
FLECKENBESTÄNDIGKEIT

Conforme alla Classe 5. Resiste alle macchie di alimenti e bevande. Non resiste alla tintura di iodio, blu di metilene, pennarello indelebile.
Class-5, resistance to food and beverage stains. Not resistant to iodine dye, methylene blue, or permanent marker.
Conforme à la classe 5. Résiste aux taches de nourriture et de boisson. Ne résiste pas à la teinture d'iode, au bleu de méthylène, au marqueur indélébile.
Konform mit Klasse 5. Gegen Lebensmittel- und Getränkeflecken beständig. Nicht beständig gegen Jodtinktur, Methylenblau, Permanentmarker.

RESISTENZA ATTACCO CHIMICO ISO 10545-13 LB-HB
CHEMICAL RESISTANCE
RÉSISTANCE AUX ATTAQUES CHIMIQUES
CHEMISCHE BESTÄNDIGKEIT

Fuga minima consigliata

Minimum suggested joint
Joint minimum conseillé
Empfohlene Fugenbreite

Posa a Parete / Wall / Mur / Wand
1 mm (INDOOR)

Le linee di Segni su Pigmenti sono disegnate lievemente irregolari in larghezza, rilievo e allineamento per trasferire artigianalità alla superficie. Le imperfezioni percepite sono caratteristica intrinseca di prodotto.

Les lignes de Segni sur Pigmenti sont tracées de façon légèrement irrégulière en largeur, relief et alignement pour donner un caractère artisanal à la surface. Les imperfections visibles constituent une caractéristique inhérente au produit.

The lines on Pigmenti are intentionally drawn with slight irregularities in terms of their width, relief, and alignment in order to add a sense of craftsmanship to the surface. These perceived imperfections are an intrinsic feature of the

Die Linien von Segni auf Pigmenti sind in Breite, Relief und Ausrichtung leicht unregelmäßig gezeichnet, um der Oberfläche einen handwerklichen Charakter zu verleihen. Die wahrgenommenen Unvollkommenheiten sind ein typisches

Imballi

Packing / Emballage / Verpackung

Articolo	Scatola			Pallet				
	cm	inch	pz.	mq	kg	scat.	mq	kg
Fondo 3,5plus	50x100	19 1/2" x 39"	2	1	7,8	25	25,0	195,0

Informazioni tecniche per l'utilizzo
Technical information for use
Informations techniques pour l'utilisation
Technische Zusammenarbeit
pag. 326/327

Segni su Pigmenti.

design Ferruccio Laviani




Spessore / Thickness / Epaisseur / Stärke


3,5mm - slimtech 3plus

5 Varianti / Variations / Variantes / Varianten


*Segno &



*Segno =



*Segno +



*Segno #



*Goccio



* Utilizzabile solo a RIVESTIMENTO
Suitable only for WALL COVERINGS
Seulement pour le REVÊTEMENT
Kann nur als VERKLEIDUNG verwendet werden

Disponibili in tutti i colori di Pigmenti
Available in all Pigmenti colors
Disponibles dans toutes les couleurs de pigments
Erhältlich in allen Farben von Pigmenti



1 Formato / Size / Format / Format LR^T



50x100cm
19 1/2" x 39"
3plus

Pigmenti.

design Ferruccio Laviani



WALL
Mauve 100x300

FLOOR
Pumice 100x100



FURNITURE COVERING
Harvest

KITCHEN TOP
Mist

EXTERNAL WALL
Sunset 100x300

FLOOR
Masterpiece Piece Dark - 120x120

WALL
Harvest 100x300 - Pelt 50x100 - Mosaico Banyon 50

FLOOR
Canyon 100x100



WALL
Harvest - Ocean

FLOOR
Basalt





WALL Moss

FLOOR Ocean



WALL Mauve 100x300 - STRIPES / Mosaico Chasalt 50

FLOOR Ocean 100x100


WALL
Lichen 100x300 - Chalk 100x300 - DASH / mosaico Lichalk 25 + Chasalt 25

FLOOR
Concrete Medium 120x120



 **FACADE**
Pumice - Pelt



 Moss - Canyon

Gres porcellanato laminato rinforzato con fibra di vetro
 Laminated porcelain stoneware reinforced with fibreglass
 Grès cérame laminé, renforcé avec de la fibre de verre
 Lamiertes Feinsteinzeug mit Glasfaserverstärkung

Stonalizzazione	Resistenza allo scivolamento	Fuga minima consigliata
Shading / Denuançage / Spielfarbig	Slip resistance / Résistance au glissement / Rutschfestigkeit	Minimum suggested joint Joint minimum conseillé Empfohlene Fugenbreite
ANSI A137.3	DIN EN 16165 - Annex B R10	Posa a Parete / Wall / Mur / Wand 1 mm (INDOOR)
	BCR-TORTUS $\mu >0,40$	Posa a Pavimento / Floor / Sol / Boden 2 mm (INDOOR)
	ANSI A326.3 ID - DCOF ≥ 0.42 (Dry) - NAT IW - DCOF ≥ 0.42 (Wet) - NAT	OUTDOOR Vedi Manuale Tecnico Slimtech See Slimtech Technical Manual

Pigmenti.

design Ferruccio Laviani

PROTECT
ANTIBATTERICO - ANTIMICROBIAL



Spessore / Thickness / Epaisseur / Stärke

3,5mm - slimtech 3plus

12 Colori / Colors / Couleurs / Farben



Awards

archiproducts
AWARDS
WINNER

archiproducts
AWARDS
WINNER
SUSTAINABILITY



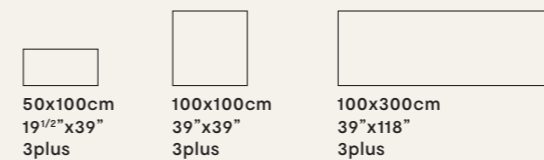
Imballi

Packing / Emballage / Verpackung

Articolo	Scatola			Pallet				
	cm	inch	pz.	mq	kg	scat.	mq	kg
Fondo 3plus	100x300	39" x 118"	1	3,00	23,4	20	60,0	468,0
Fondo 3plus	100x100	39" x 39"	3	3,00	23,4	25	75,0	585,0
Fondo 3plus	50x100	19 1/2" x 39"	5	2,50	19,5	32	80,0	624,0
Listello 50	8,2x50	3 1/4" x 19 1/2"	24	0,98	7,8	70	68,6	546,0
Listello 25	8,2x24,9	3 1/4" x 10"	48	0,98	7,8	96	93,7	748,8
Mosaico 50	24,9x50	10" x 19 1/2"	10	1,25	9,7	60	74,7	582,0
Mosaico 25	24,9x24,9	10" x 10"	10	0,62	4,9	60	37,2	294,0

3 Formati / Sizes / Formats / Formate ^{LR^T}

SLIMTECH



1 Finitura / Finish / Surface / Oberfläche

Nat



residenziale
residential



commerciale leggero
light commercial

Pigmenti Mix and Match

Alcuni abbinamenti suggeriti da Ferruccio Laviani / Some combinations suggested by Ferruccio Laviani / Quelques combinaisons recommandées par Ferruccio Laviani / Einige von Ferruccio Laviani empfohlene Kombinationen



STONE	MARBLE	CEMENT	WOOD
Anthology 01 White 03 Earth	Synesthesia Gray Marble Delight Marquina Nero	Masterpiece Master Sand Master Brown Piece Moka	Bio Attitude Almond Cortex Bio Select Oak Ginger Oak Cloves
Waterfall Ivory Flow Gray Flow			
Nextone Next Taupe			



STONE	MARBLE	CEMENT	WOOD
Anthology 03 Earth 04 Gray	Synesthesia Pure Statuario Gray Marble	Masterpiece Piece Light Piece Dark Master Brown	Bio Attitude Amber Bio Select Oak Ginger
Waterfall Silver Flow Gray Flow			
Nextone Next Taupe			
Side Stone Hidden Dark			




STONE	MARBLE	CEMENT	WOOD
Anthology 01 White 05 Dark	Delight Calacatta Oro	Masterpiece Master Sand Master Brown Piece Moka Concrete Extra Light Dark	Bio Attitude Cotton Cortex Bio Select Oak Cloves
Waterfall Gray Flow			
Nextone Next Dark			




STONE	MARBLE	CEMENT	WOOD
Anthology 02 Desert	Synesthesia Calacatta Emerald	Masterpiece Master Sand Master Brown Piece Dark Concrete Extra Light Dark	Bio Attitude Cotton Bio Select Oak Vanilla
Nextone Next White Next Dark			
Side Stone Cluster Dark			

Pigmenti Mix and Match

Alcuni abbinamenti suggeriti da Ferruccio Laviani / Some combinations suggested by Ferruccio Laviani /
 Quelques combinaisons recommandées par Ferruccio Laviani / Einige von Ferruccio Laviani empfohlene Kombinationen



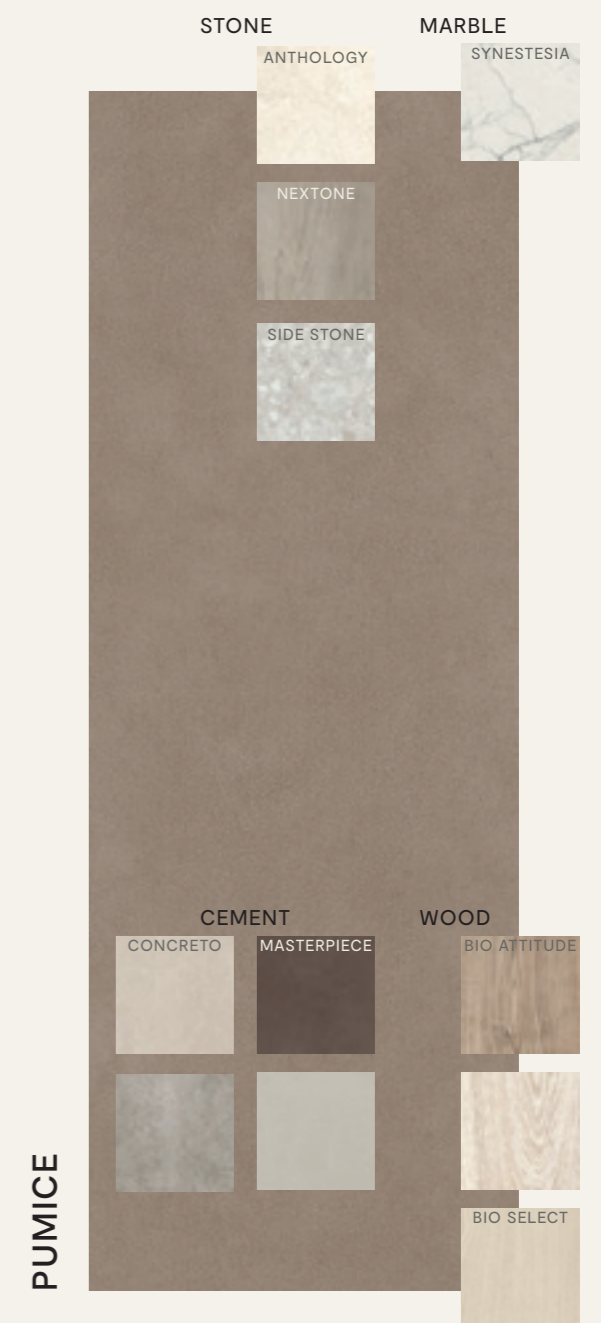
STONE	MARBLE	CEMENT	WOOD
Anthology 02 Desert	Delight Calacatta Oro	Masterpiece Master Coal Piece Siena Piece Alpi	Bio Attitude Amber Cotton
Nextone Next Dark		Concreto Extra Light	Bio Select Oak Ginger Oak Vanilla



STONE	MARBLE	CEMENT	WOOD
Waterfall Ivory Flow Gray Flow	Synesthesia Golden Borg	Masterpiece Master Coal Piece Alpi	Bio Select Oak Natural
Nextone Next Taupe	Delight Calacatta Oro	Concreto Extra Light	






STONE	MARBLE	CEMENT	WOOD
Waterfall Gray Flow	Synesthesia Gray Marble	Masterpiece Master Gray Master Brown Piece Light Piece Alpi	Bio Attitude Cotton
Nextone Next Dark Next White		Concreto Medium	Bio Select Walnut Tobacco
Side Stone Cluster Dark Cluster Mid			



STONE	MARBLE	CEMENT	WOOD
Anthology 01 White	Synesthesia Pure Statuario	Masterpiece Master Brown Master Sand	Bio Attitude Barrel Cotton
Nextone Next Taupe		Concreto Extra Light Light	Bio Select Oak Vanilla
Side Stone Cluster Light			

Pigmenti Mix and Match

Alcuni abbinamenti suggeriti da Ferruccio Laviani / Some combinations suggested by Ferruccio Laviani /
 Quelques combinaisons recommandées par Ferruccio Laviani / Einige von Ferruccio Laviani empfohlene Kombinationen



- | STONE | MARBLE | CEMENT | WOOD |
|----------------------------------|---------------------------------|---|-------------------------------|
| Anthology
05 Dark | Delight
Calacatta Oro | Masterpiece
Master Coal
Master Brown
Piece Moka
Piece Alpi | Bio Attitude
Almond |
| Nextone
Next Taupe | | Bio Select
Oak Cloves | |
| Side Stone
Hidden Dark | | | |

- | STONE | MARBLE | CEMENT | WOOD |
|--|---|---|-------------------------------|
| Anthology
05 Dark | Synesthesia
Gray Marble
Pure Statuario | Masterpiece
Master White
Piece Dark
Piece Light | Bio Attitude
Almond |
| Nextone
Next Gray | | Bio Select
Oak Vanilla | |
| Side Stone
Cluster Mid
Hidden Light | | | |

- | STONE | MARBLE | CEMENT | WOOD |
|---------------------------------|-----------------------------------|--|----------------------------------|
| Waterfall
Dark Flow | Synesthesia
Golden Borg | Masterpiece
Master Brown
Piece Moka | Bio Attitude
Cortex |
| Nextone
Next Gray | | Concreteo
Extra Light | Bio Select
Oak Vanilla |
| Side Stone
Hidden Mid | | | |

- | STONE | MARBLE | CEMENT | WOOD |
|---|---|--|--|
| Anthology
01 White
02 Desert | Synesthesia
Calacatta Emerald
Pure Statuario | Masterpiece
Master Gray
Piece Dark
Piece Light | Bio Attitude
Cotton
Almond |
| Waterfall
Ivory Flow | | Bio Select
Oak Vanilla | Bio Select
Oak Ginger
Oak Vanilla |
| Side Stone
Cluster Mid
Cluster Light | | | |




Mosaici

Mosaics / Mosaïques / Mosaik


Formati speciali

Special sizes / Formats spéciaux / Sonderformate

MOSAICO 50
24,9x50cm / 10"x19 1/2"
nat 3,5mm



BANYON / Basalt + Canyon



CHASALT / Chalk + Basalt



LICHALK / Lichen + Chalk



MAUSS / Mauve + Moss



HAREAN / Harvest + Ocean

MOSAICO 25
24,9x24,9cm / 10"x10"
nat 3,5mm



BANYON / Basalt + Canyon



CHASALT / Chalk + Basalt



LICHALK / Lichen + Chalk



MAUSS / Mauve + Moss




HAREAN / Harvest + Ocean

LISTELLO 50 - SPECIAL SIZE
8,2x50cm / 3 1/4"x19 1/2"
nat 3,5mm




CANYON



BASALT



CHALK




LICHEN



MOSS



MAUVE



OCEAN




HARVEST


LISTELLO 25 - SPECIAL SIZE
8,2x24,9cm / 3 1/4"x10"
nat 3,5mm




CANYON




BASALT




CHALK




LICHEN




MOSS



MAUVE



OCEAN



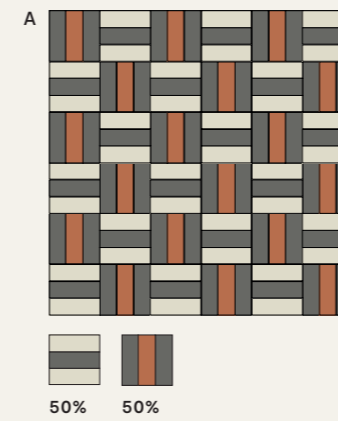


HARVEST


Schemi di posa / Laying solutions*

Layout di posa con mosaici / Tiling layout with mosaics / Aménagement de pose avec des mosaïques / Verlege-Layout mit Mosaiken


TWINE



MAD TWINE



SICK TWINE



Mosaics color combinations:




A
2 match_3-colors:
Chasalt + Banyon

B
2 match_3-colors
Lichalk + Chasalt

C
2 match_4 colors
Pick as you like

D
1 match_2 colors
Pick as you like

DASH



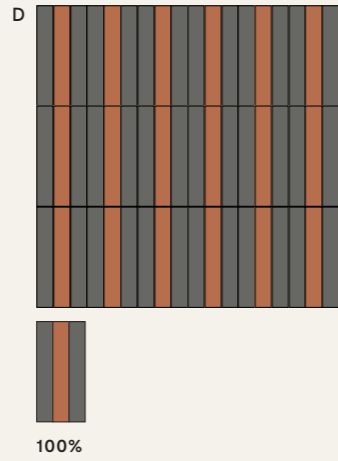

*Gli esempi sottostanti sono indicativi e componibili con i mosaici in gamma.
The examples below are indicative and modular with the mosaics in the range.
Les exemples suivants sont indicatifs et composables avec les mosaïques de la gamme.
Untenstehend finden Sie ein paar unverbindliche Beispiele, die sich mit den Mosaiken aus dem Sortiment umsetzen lassen.






Schemi di posa / Laying solutions*

Layout di posa con mosaici / Tiling layout with mosaics / Aménagement de pose avec des mosaïques / Verlege-Layout mit Mosaiken

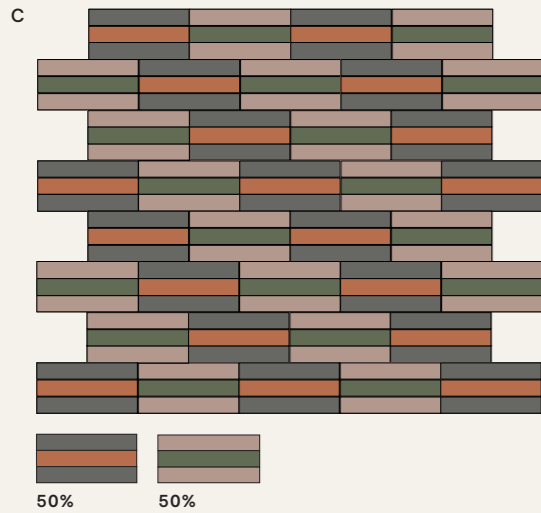
STRIPES



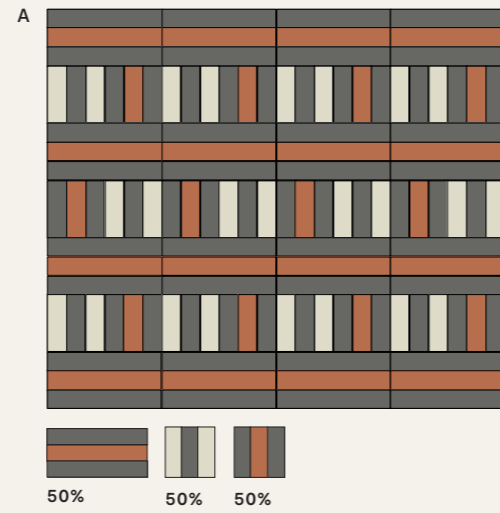
KNOTS



GLITCH



BLOCK



*Gli esempi sottostanti sono indicativi e componibili con i mosaici in gamma.
 The examples below are indicative and modular with the mosaics in the range.
 Les exemples suivants sont indicatifs et composables avec les mosaïques de la gamme.
 Untenstehend finden Sie ein paar unverbindliche Beispiele, die sich mit den Mosaiken aus dem Sortiment umsetzen lassen.

Schemi di posa / Laying solutions*

Layout di posa con listelli / Tiling layout with strips / Aménagement de pose avec des linteaux / Verlege-Layout mit Leisten


HERRING



MONOCROMATIC

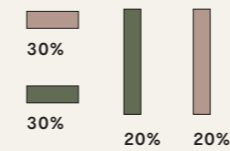



BICROMATIC

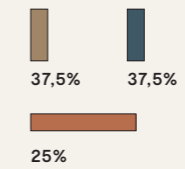



RANDOM

LADDER



LEVEL



*Gli esempi sottostanti sono indicativi e componibili con i listelli in gamma.
 The examples below are indicative and modular with the strips in the range.
 Les exemples suivants sont indicatifs et composables avec les linteaux de la gamme.
 Untenstehend finden Sie ein paar unverbindliche Beispiele, die sich mit den Leisten aus dem Sortiment umsetzen lassen.

Absolute.

AB EFGHI
 J LMNOPQ
 ST VWXY
 Zabcd fghjk
 l nopq t v
 wxy 123456
 7890&&?!(@#)



WALL
 Total White 100x300 sat

FLOOR
 Total White 100x100 sat





S FLOOR
 Extra White 100x100 smooth

S WALL
 Extra White 100x300 smooth



S FLOOR
 Total White 100x100 sat

S WALL
 Wall Total black 100x300 lev

S VOLUME
 Total Black sat

Gres porcellanato laminato rinforzato con fibra di vetro
 Laminated porcelain stoneware reinforced with fibreglass
 Grès cérame laminé, renforcé avec de la fibre de verre
 Lamiertes Feinsteinzeug mit Glasfaserverstärkung

Stonalizzazione	Resistenza allo scivolamento	Fuga minima consigliata
Shading / Denuançage / Spielfarbig	Slip resistance / Résistance au glissement / Rutschfestigkeit	Minimum suggested joint Joint minimum conseillé Empfohlene Fugenbreite
ANSI A137.3	ANSI A326.3 ID - DCOF \geq 0.42 (Dry) - SMOOTH, SAT, LEV IW DCOF \geq 0.42 (Wet) - SAT	Posa a Parete / Wall / Mur / Wand 1 mm (INDOOR) Posa a Pavimento / Floor / Sol / Boden 2 mm (INDOOR) OUTDOOR Vedi Manuale Tecnico Slimtech See Slimtech Technical Manual



Absolute.




Spessore / Thickness / Epaisseur / Stärke

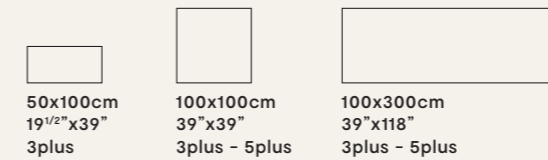
3,5mm - slimtech 3plus
 5,5mm - slimtech 5plus

PROTECT
 ANTIBATTERICO - ANTIMICROBIAL

3 Colori / Colors / Couleurs / Farben



3 Formati / Sizes / Formats / Formate ^{LR^T}



Imballi

Packing / Emballage / Verpackung


Articolo	Scatola			Pallet				
	cm	inch	pz.	mq	kg	scat.	mq	kg
Fondo 5plus	100x300	39"x118"	1	3,00	34,5	13	39,0	448,5
Fondo 5plus	100x100	39"x39"	2	2,00	23,0	25	50,0	575,0
Fondo 3plus	100x300	39"x118"	1	3,00	23,4	20	60,0	468,0
Fondo 3plus	100x100	39"x39"	3	3,00	23,4	25	75,0	585,0
Fondo 3plus	50x100	19½"x39"	5	2,50	20,0	32	80,0	624,0


3 Finiture / Finishes / Surfaces / Oberfläche

Lev 5plus	residenziale residential	commerciale leggero (solo Total White) light commercial (only Total White)
Sat 5plus	residenziale residential	commerciale leggero light commercial
Smooth 3plus	residenziale residential	commerciale leggero light commercial

Nest.

design Hok Product Design

 WALL
Pumice Etagonno Triangolo 25


 FLOOR
Pumice 100x300



shape & color

ABC



 Ivory Flow Etagonno Triangolo 25



 Ivory Flow Etagonno Triangolo 25



Gres porcellanato laminato rinforzato con fibra di vetro
 Laminated porcelain stoneware reinforced with fibreglass
 Grès cérame laminé, renforcé avec de la fibre de verre
 Laminiertes Feinsteinzeug mit Glasfaserverstärkung

Award



Imballi

Packing / Emballage / Verpackung

Articolo		Scatola			Pallet				
		cm	inch	pz.	mq	kg	scat.	mq	kg
Esagono	L 50 (3,5mm)	100x86,6	39"x34 1/8"	1	0,65	5,2	-	-	-
Esagono	L 25 (3,5mm)	50x43,2	19 1/2"x17"	1	0,16	1,3	-	-	-
Esagono	L 6,2 (3,5mm)	12,5x10,8	5"x4 1/4"	1	0,01	0,1	-	-	-
Ett.+Tria.	L 50 (3,5mm)	100x86,6	39"x34 1/8"	1	0,65	5,2	-	-	-
Ett.+Tria.	L 25 (3,5mm)	50x43,2	19 1/2"x17"	1	0,16	1,3	-	-	-
Ett.+Tria.	L 6,2 (3,5mm)	12,5x10,8	5"x4 1/4"	1	0,01	0,1	-	-	-
Esagono	L 50 (5,5mm)	100x86,6	39"x34 1/8"	1	0,65	8,3	-	-	-
Esagono	L 25 (5,5mm)	50x43,2	19 1/2"x17"	1	0,16	2,1	-	-	-
Esagono	L 6,2 (5,5mm)	12,5x10,8	5"x4 1/4"	1	0,01	0,1	-	-	-
Ett.+Tria.	L 50 (5,5mm)	100x86,6	39"x34 1/8"	1	0,65	8,3	-	-	-
Ett.+Tria.	L 25 (5,5mm)	50x43,2	19 1/2"x17"	1	0,16	2,1	-	-	-
Ett.+Tria.	L 6,2 (5,5mm)	12,5x10,8	5"x4 1/4"	1	0,01	0,1	-	-	-

Nest.

design Hok Product Design



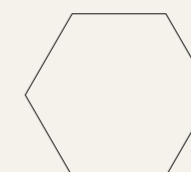
Spessore / Thickness / Epaisseur / Stärke
 3,5mm → slimtech 3plus / 5,5mm → slimtech 5plus

Realizzabile con le serie

Can be made with the following collections
 Réalisable avec les séries
 Realisierbar mit den Serien
 ABSOLUTE / WATERFALL / PIGMENTI



SLIMTECH 3plus SLIMTECH 5plus
 6 Formati / Sizes / Formats / Formate ^{LR^T}




*Esagono
 L 50cm / 19 1/2"
 100x86,6cm / 39"x34 1/8"



*Esagono
 L 25cm / 10"
 50x43,2cm / 19 1/2"x17"



*Esagono
 L 6,2cm / 2 1/2"
 12,5x10,8cm / 5"x4 1/4"



*Ettagono
 L 50cm / 19 1/2"
 100x86,6cm / 39"x34 1/8"

*Triangolo
 L 50cm / 19 1/2"



*Ettagono
 L 25cm / 10"
 50x43,2cm / 19 1/2"x17"

*Triangolo
 L 25cm / 10"



*Ettagono
 L 6,2cm / 2 1/2"
 12,5x10,8cm / 5"x4 1/4"

*Triangolo
 L 6,2cm / 2 1/2"

*Su richiesta / Upon request / Sur demande / auf Anfrage









Stone.

La forza primitiva delle pietre naturali si rinnova sulla materia ceramica con reinterpretazioni inedite ed originali. Grafiche ed attraenti superfici tattili sono il risultato di una rigorosa ricerca materica e di tecnologie all'avanguardia.

La force primitive des pierres naturelles se rénove sur la céramique avec des réinterprétations inédites et originales. Le graphisme et les surfaces tactiles attrayantes sont le résultat d'une recherche rigoureuse de la matière et des technologies de pointe.

The primitive strength of natural stone is renewed on ceramic material with unique and original reinterpretations. Graphic and attractive tactile surfaces are the result of rigorous material research and cutting-edge technologies.

Die Urkraft der Natursteine wird an der Keramikmaterie mit bisher unbekanntem und originellen Neuinterpretationen modernisiert. Graphiken und anziehende „fühlbare“ Oberflächen sind das Ergebnis einer konsequenten Materialforschung und von Hightech.

-  **Side Stone.**
98 / 115
-  **Anthology.**
116 / 135
-  **Nextone.**
136 / 153
-  **Waterfall.**
154 / 171
-  **Cliffstone.**
172 / 179
-  **Basaltina Stone Project.**
180 / 185

Side Stone.

WALL
Pigmenti Pumice 100x300

WALL
Cluster Light 120x278

WALL
Mosaiico Macro

FLOOR
Hidden Mid 120x120



WALL
Cluster Light 120x278

FLOOR
Hidden Light 120x120



WALL
Cluster Light




FLOOR
Hidden Mid 120x120
Hidden Light 120x120

WALL
Mosaico Mega

WALL
Cluster Dark 120x278

DESK
Cluster Dark 120x278





Cluster Mid 120x120



WALL Cluster Dark 60x120

FLOOR Hidden Dark 120x120



OUTDOOR WALL
Hidden Light 120x278

WALL
Pigmenti Ocean 100x300

WALL
Mosaico Micro

FLOOR
Indoor Cluster Light 120x120
Outdoor Cluster Light 60x120 Grip



Ⓢ KITCHEN
Cluster Light 120x278

Ⓢ BACKSLASH
Mosaico 34 Hidden Light

Ⓢ WALL
Indoor Hidden Dark 120x278
Outdoor Hidden Light 120x278

Ⓢ FLOOR
Indoor Cluster Dark 120x120
Outdoor Cluster Dark 60x120 grip L2

Side Stone.

3-TECH PROJECT



Esplora Side Stone su real.leaceramiche.com
Explore Side Stone on real.leaceramiche.com




Spessore / Thickness / Epaisseur / Stärke
6mm

PROTECT
ANTIBATTERICO - ANTIMICROBIAL


6 Colori / Colors / Couleurs / Farben

Hidden Light Hidden Mid Hidden Dark Cluster Light Cluster Mid Cluster Dark



1 Formato / Size / Format / Format ^{LR^T}

LIMTECH



120x278cm
48"x109^{1/2}"
Hidden / Cluster




Spessore / Thickness / Epaisseur / Stärke
9mm

PROTECT
ANTIBATTERICO - ANTIMICROBIAL

6 Colori / Colors / Couleurs / Farben

Hidden Light Hidden Mid Hidden Dark Cluster Light Cluster Mid Cluster Dark



5 Formati / Sizes / Formats / Formate ^{LR^T}


gres porcellanato



30x60cm
12"x24"
nat
Hidden / Cluster



60x60cm
24"x24"
nat / grip
Hidden / Cluster



60x120cm
24"x48"
nat / grip
Hidden / Cluster



120x120cm
48"x48"
nat
Hidden / Cluster



gramma 72
14,5x49,8cm
5^{5/6} x 19^{1/2}"
nat
Cluster



1 Finitura / Finish / Surface / Oberfläche

Nat



residenziale
residential



commerciale leggero
light commercial



commerciale intensivo
intensive commercial

2 Finiture / Finishes / Surfaces / Oberfläche

Nat



residenziale
residential



commerciale leggero
light commercial



commerciale intensivo
intensive commercial



esterno
outdoor

* Protezione antibatterica non presente
No antimicrobial protection



Mosaici

Mosaics / Mosaïques / Mosaik

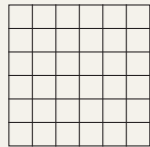
Formati speciali

Special sizes / Formats spéciaux / Sonderformate


Pezzi speciali

Trims / Pièces spéciales / Formstücke

MOSAICO 36*
30x30 cm
12"x12"
Hidden/Cluster




MOSAICO MICRO
30x30 cm
12"x12"
Mix Cluster



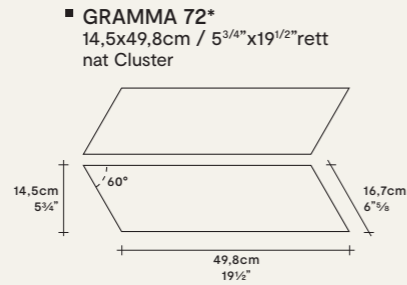
MOSAICO MACRO
30x30 cm
12"x12"
Mix Cluster



MOSAICO MEGA
30x30 cm
12"x12"
Mix Cluster



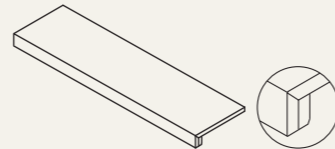
*disponibile in tutti i colori
available in all colors
disponible sur toutes les couleurs
Erhältlich für alle Farben



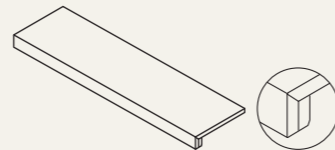
battiscopa*
7,5x60cm / 3^{1/8}"x24" rett
Hidden/Cluster



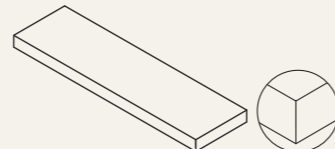
gradino plus**
35x120cm / 13^{3/4}"x48" rett
Hidden/Cluster



angolo sx gradino plus**
35x120cm / 13^{3/4}"x48" rett
Hidden/Cluster



angolo dx gradino plus**
35x120cm / 13^{3/4}"x48" rett
Hidden/Cluster



■ Realizzato con sistema di taglio a disco senza bisello. L'eventuale presenza di leggere irregolarità del bordo o di scostamenti dimensionali fino ad 1 mm è da ritenersi conforme.


Made with a disc cutting system without a bevel. Any slight irregularities of the edge or size deviations of up to 1 mm should be regarded as compliant.

Réalisé avec un système de découpe à disque sans biseau. L'éventuelle présence de légères irrégularités du bord ou de différences de dimension jusqu'à 1 mm est tout à fait conforme. Mit einem Scheibenschnittsystem ohne Fase hergestellt. Eventuelle leichte Unregelmäßigkeiten an der Kante und Größenabweichungen bis zu 1 mm sind als konform anzusehen.

**Su richiesta
Upon request
Sur demande
auf Anfrage

Mix & Match: Pigmenti e Side Stone

Alcuni abbinamenti suggeriti da Ferruccio Laviani / Some combinations suggested by Ferruccio Laviani / Quelques combinaisons recommandées par Ferruccio Laviani / Einige von Ferruccio Laviani empfohlene Kombinationen



SUPERFICI CERAMICHE PIÙ LISCE E GRADEVOLI AL TATTO, CON ELEVATI STANDARD DI RESISTENZA ALLO SCIVOLAMENTO.

SMOOTHER CERAMIC SURFACES THAT ARE MORE PLEASING TO THE TOUCH, WITH HIGH STANDARDS OF SLIP RESISTANCE.

SURFACES EN CÉRAMIQUE PLUS LISSES ET PLUS AGRÉABLES AU TOUCHER, AVEC UN HAUT NIVEAU DE RÉSIDENCE AU GLISSEMENT.

BESONDERS GLATTE, SICH ANGENEHM ANFÜHLENDE KERAMIKBELÄGE MIT HOHER RUTSCHFESTIGKEIT.



1. MORBIDA AL TATTO E RUVIDITÀ MINIMA
Soft to the touch and smoother
Douce au toucher et rugosité minimale
Weiche Haptik und geringste Rauheit



2. RESISTENZA ALLO SCIVOLAMENTO GARANTITA - R10
Guaranteed slip resistance - R10
Résistance au glissement garantie - R10
Garantiert rutschfest - R10



3. IGIENICA E FACILE DA PULIRE
Hygienic and easy to clean
Hygiénique et facile à nettoyer
Hygienisch und leicht zu reinigen



Safetouch
Soft and safe surfaces
Nat

Gres porcellanato laminato
Laminated porcelain stoneware
Grès cérame laminé
Laminiertes Feinsteinzeug



Stonalizzazione	Resistenza allo scivolamento	Fuga minima consigliata
Shading / Denuançage / Spielfarbig	Slip resistance / Résistance au glissement / Rutschfestigkeit	Minimum suggested joint / Joint minimum conseillé / Empfohlene Fugenbreite
ANSI A137.3	DIN EN 16165 – Annex B R10	Posa a Parete / Wall / Mur / Wand 1 mm (INDOOR)
	BCR-TORTUS $\mu > 0,40$	Posa a Pavimento / Floor / Sol / Boden 2 mm (INDOOR)
HIDDEN CLUSTER	ANSI A326.3 ID - DCOF \geq 0.42 (Dry) IW - DCOF \geq 0.42 (Wet)	OUTDOOR Vedi Manuale Tecnico Slimtech / See Slimtech Technical Manual

Gres porcellanato
Porcelain stoneware
Grès cérame
Feinsteinzeugs



Stonalizzazione	Resistenza allo scivolamento	Fuga minima consigliata
Shading / Denuançage / Spielfarbig	Slip resistance / Résistance au glissement / Rutschfestigkeit	Minimum suggested joint / Joint minimum conseillé / Empfohlene Fugenbreite
ANSI A137.1	DIN EN 16165 – Annex B R10 (Nat) R11 (Grip/Grip L2)	RECT 2 mm (INDOOR)
	DIN EN 16165 – Annex A A+B (Nat) A+B+C (Grip/Grip L2)	OUTDOOR 5 mm Approx (*)
HIDDEN CLUSTER	B.C.R. - TORTUS $\mu > 0,40$	(*) Decisione a cura della Direzione Lavori / Codici di Posa Nazionali Decision by the Construction Manager / National Laying Standards Décision établie par la Direction des Travaux / Codes de Pose Nationaux Die Entscheidung wird von der Bauleitung / gemäß nationalen Vorschriften getroffen.
	ANSI A326.3 ID - DCOF \geq 0.42 (Dry) - Nat IW - DCOF \geq 0.42 (Wet) - Nat IW+ ** - (NAT) EW - (Grip/Grip L2)	
	AS/NZS 4586 P3 (Nat) P4 (Grip/Grip L2)	
	BS EN 16165 – Annex C PTV 36+Wet (Sl. 96) (Nat) PTV 36+Wet (Sl. 96 - Sl. 55) (Grip/Grip L2)	

**With the exception of areas characterized by a higher risk of slipping (such as public showers, indoor swimming pools, etc.) for which a Grip surface is recommended.

**à l'exception des zones caractérisées par un plus grand risque de glissade (comme les douches publiques, les piscines intérieures, etc.) pour lesquelles une surface antidérapante est recommandée.

**Ad eccezione delle zone caratterizzate da un maggior rischio di scivolamento (come docce pubbliche, piscine coperte, ecc.) per le quali si consiglia una superficie Grip.

Imballi

Packing / Emballage / Verpackung

Articolo	Scatola			Pallet				
	cm	inch	pz.	mq	kg	scat.	mq	kg
Fondo	120x278	48"x109 ^{1/2} "	1	3,34	47,0	18	60,0	846,0

Imballi

Packing / Emballage / Verpackung

Articolo	Scatola			Pallet				
	cm	inch	pz.	mq	kg	scat.	mq	kg
Fondo	120x120	48"x48"	1	1,44	31,8	32	46,08	1017,6
Fondo	60x120	24"x48"	2	1,44	31,8	36	51,8	1.144,8
Fondo	60x60	24"x24"	4	1,44	31,8	32	46,1	1.017,6
Fondo	30x60	12"x24"	9	1,62	35,0	32	51,8	1.120,0
Mosaico Micro	30x30	12"x12"	5	0,45	9,3	60	27,0	558,0
Mosaico Macro	30x30	12"x12"	5	0,45	9,3	60	27,0	558,0
Mosaico Mega	30x30	12"x12"	5	0,45	9,3	60	27,0	558,0
Mosaico 36	30x30	12"x12"	5	0,45	9,3	60	27,0	558,0
Gamma 72	14,5x49,8	5 ^{3/4} "x19 ^{1/2} "	14	1,01	22,2	32	32,3	710,4
Battiscopa	7,5x60	3 ^{1/8} "x24"	12	7,2 m.l.	11,6	60	432 m.l.	696,6
Gradino plus	35x120	13 ^{3/4} "x48"	2	0,84	34,0	12	10,1	408,0
Angolo gradino plus	35x120	13 ^{3/4} "x48"	1	0,42	17,0	24	10,1	408,0

Anthology.

stone

ABC



05 Dark 60x120 Natural





WALL
02 Desert 120x278

FLOOR
02 Desert 120x120



WALL
Mosaico Break 01 White Worn

FLOOR
01 White 60x60 Worn
01 White 60x60 Rough

stone

ABC



BACKSPLASH
Mosaico 36 02 Desert Natural

FLOOR
02 Desert 60x120 - 60x60 Worn

03 Earth 60x120 Natural



03 Earth 60x120 Natural

stone

ABC



WALL
03 Earth 120x278

FLOOR
03 Earth 120x120

BACKSPLASH
01 White 120x278

FLOOR
01 White 120x120

WALL
04 Gray 30x60 Natural
Muretto 04 Gray Natural

FLOOR
04 Gray 60x60 Natural

04 Gray Natural

Anthology.



Spessore / Thickness / Epaisseur / Stärke
6mm

PROTECT
ANTIBATTERICO - ANTIMICROBIAL

5 Colori / Colors / Couleurs / Farben

01 White 02 Desert 03 Earth 04 Gray 05 Dark




Award



3 Formati / Sizes / Formats / Formate ^{LR^T}


S LIMTECH



60x120cm
24"x48"
natural



120x120cm*
48"x48"
natural



120x278cm
48"x109^{1/2}"
natural



* Disponibile in **Slimtech 6plus**
rinforzato con fibra di vetro

Available in **Slimtech 6plus**
reinforced with fibreglass



1 Finitura / Finish / Surface / Oberfläche

NATURAL



residenziale
résidentiel
Wohnbereiche



commerciale leggero
light commercial
commercial léger
Leichte gewerbliche
Anwendungen



commerciale intensivo
intensive commercial
commercial intensif
Intensive gewerbliche
Anwendungen



Spessore / Thickness / Epaisseur / Stärke
9mm

PROTECT
ANTIBATTERICO - ANTIMICROBIAL

5 Colori / Colors / Couleurs / Farben

01 White 02 Desert 03 Earth 04 Gray 05 Dark



5 Formati / Sizes / Formats / Formate ^{LR^T}

g res porcellanato



30x60cm
12"x24"
natural / worn / rough



60x60cm
24"x24"
natural / worn / rough



60x120cm
24"x48"
natural / worn / rough



120x120cm
48"x48"
natural



gramma 72
14,5x49,8cm
5^{45/64}"x19^{1/2}"
natural

Spessore / Thickness / Epaisseur / Stärke
20mm

L2 - 20mm



60x120cm*
24"x48"
rough L2*

3 Finiture / Finishes / Surfaces / Oberfläche

NATURAL



residenziale
résidentiel
Wohnbereiche



commerciale leggero
light commercial
commercial léger
Leichte gewerbliche
Anwendungen



commerciale intensivo
intensive commercial
commercial intensif
Intensive gewerbliche
Anwendungen

WORN



residenziale
résidentiel
Wohnbereiche



commerciale leggero
light commercial
commercial léger
Leichte gewerbliche
Anwendungen



commerciale intensivo
intensive commercial
commercial intensif
Intensive gewerbliche
Anwendungen

ROUGH



esterno
outdoor
extérieur
Außenbereiche

* Protezione antibatterica non presente
No antimicrobial protection



Esplora Anthology su real.leaceramiche.com
Explore Anthology on real.leaceramiche.com



Mosaici

Mosaics / Mosaïques / Mosaik

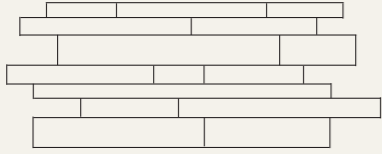
Formati speciali

Special sizes / Formats spéciaux / Sonderformate

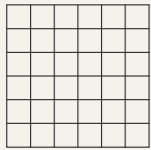
Pezzi speciali

Trims / Pièces spéciales / Formstücke


MURETTO*
30x60cm / 12"x24"
natural



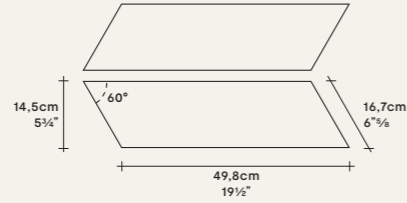
MOSAICO 16*
30x30cm / 12"x12"
natural



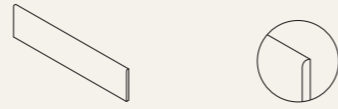
MOSAICO BREAK*
29x31cm / 12"x12"
worn



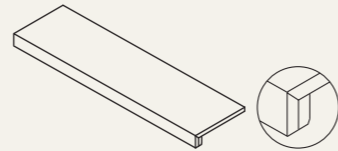
GRAMMA 72*
14,5x49,8cm / 5^{3/4}"x19^{1/2}"
natural



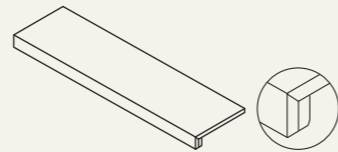
battiscopa*
7,5x60cm / 3^{1/8}"x24"
natural



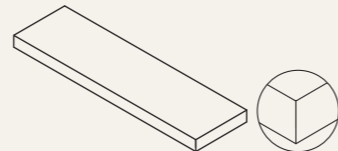
gradino plus**
35x120cm / 13^{3/4}"x48"
natural / worn / rough



angolo sx gradino plus**
35x120cm / 13^{3/4}"x48"
natural / worn / rough



angolo dx gradino plus**
35x120cm / 13^{3/4}"x48"
natural / worn / rough



■ Realizzato con sistema di taglio a disco senza bisello. L'eventuale presenza di leggere irregolarità del bordo o di scostamenti dimensionali fino ad 1 mm è da ritenersi conforme.

Made with a disc cutting system without a bevel. Any slight irregularities of the edge or size deviations of up to 1 mm should be regarded as compliant.


Réalisé avec un système de découpe à disque sans biseau. L'éventuelle présence de légères irrégularités du bord ou de différences de dimension jusqu'à 1 mm est tout à fait conforme. Mit einem Scheibenschnittsystem ohne Fase hergestellt. Eventuelle leichte Unregelmäßigkeiten an der Kante und Größenabweichungen bis zu 1 mm sind als konform anzusehen.

*disponibile in tutti i colori
available in all colors
disponible sur toutes les couleurs
Erhältlich für alle Farben

**Su richiesta
Upon request
Sur demande
auf Anfrage

Mix & Match: Pigmenti e Anthology

Alcuni abbinamenti suggeriti da Ferruccio Laviani / Some combinations suggested by Ferruccio Laviani / Quelques combinaisons recommandées par Ferruccio Laviani / Einige von Ferruccio Laviani empfohlene Kombinationen



Gres porcellanato laminato
Laminated porcelain stoneware
Grès cérame laminé
Laminiertes Feinsteinzeug



Stonalizzazione	Resistenza allo scivolamento	Fuga minima consigliata
Shading / Denuançage / Spielfarbig	Slip resistance / Résistance au glissement / Rutschfestigkeit	Minimum suggested joint / Joint minimum conseillé / Empfohlene Fugenbreite
ANSI A137.3	DIN EN 16165 – Annex B R10	Posa a Parete / Wall / Mur / Wand 1 mm (INDOOR)
	BCR-TORTUS $\mu > 0,40$	Posa a Pavimento / Floor / Sol / Boden 2 mm (INDOOR)
01 White 04 Gray	ANSI A326.3 ID - DCOF \geq 0.42 (Dry) IW - DCOF \geq 0.42 (Wet)	OUTDOOR Vedi Manuale Tecnico Slimtech / See Slimtech Technical Manual
02 Desert 03 Earth 05 Dark		

Imballi

Packing / Emballage / Verpackung

Articolo	Scatola			Pallet				
	cm	inch	pz.	mq	kg	scat.	mq	kg
Fondo	120x278	48"x109 ^{1/2} "	1	3,34	47,0	18	60,0	846,0
Fondo	120x120	48"x48"	2	2,88	39,8	24	69,1	995,2
Fondo	60x120	24"x48"	3	2,16	30,3	16	34,6	484,8
Fondo 6plus	120x120	48"x48"	2	2,88	41,0	24	69,1	984,0

Gres porcellanato
Porcelain stoneware
Grès cérame
Feinsteinzeugs



Stonalizzazione	Resistenza allo scivolamento	Fuga minima consigliata
Shading / Denuançage / Spielfarbig	Slip resistance / Résistance au glissement / Rutschfestigkeit	Minimum suggested joint / Joint minimum conseillé / Empfohlene Fugenbreite
ANSI A137.1	DIN EN 16165 – Annex B R9 (Worn) R10 (Natural) R11 (Rough / Rough 20mm)	RECT 2 mm (INDOOR)
	DIN EN 16165 – Annex A A+B (Natural) A+B+C (Rough / Rough 20mm)	OUTDOOR 5 mm Approx (*)
01 White 04 Gray	B.C.R. – TORTUS $\mu > 0,40$	(*) Decisione a cura della Direzione Lavori / Codici di Posa Nazionali Decision by the Construction Manager / National Laying Standards Décision établie par la Direction des Travaux / Codes de Pose Nationaux Die Entscheidung wird von der Bauleitung / gemäß nationalen Vorschriften getroffen.
02 Desert 03 Earth 05 Dark	ANSI A326.3 ID - DCOF \geq 0.42 (Dry) - (NAT/ WORN) IW - DCOF \geq 0.42 (Wet) - (NAT/WORN) IW+ ** - (NAT) EW - (Rough / Rough L2 20mm)	
	AS/NZS 4586 P3 (Natural) P4 (Rough / Rough L2 20mm)	
	BS EN 16165 – Annex C PTV 36+Wet (Sl. 96) (Natural) PTV 36+Wet (Sl. 96 - Sl. 55) (Rough / Rough L2 20mm)	

**With the exception of areas characterized by a higher risk of slipping (such as public showers, indoor swimming pools, etc.) for which a Rough surface is recommended.

**à l'exception des zones caractérisées par un plus grand risque de glissade (comme les douches publiques, les piscines intérieures, etc.) pour lesquelles une surface antidérapante est recommandée.

**Ad eccezione delle zone caratterizzate da un maggior rischio di scivolamento (come docce pubbliche, piscine coperte, ecc.) per le quali si consiglia una superficie Rough.

Imballi

Packing / Emballage / Verpackung

Articolo	Scatola			Pallet				
	cm	inch	pz.	mq	kg	scat.	mq	kg
Fondo	120x120	48"x48"	1	1,44	31,8	32	46,08	1017,6
Fondo	60x120	24"x48"	2	1,44	29,7	36	51,8	1.067,4
Fondo	60x60	24"x24"	4	1,44	31,8	32	46,1	1.017,6
Fondo	30x60	12"x24"	8	1,44	31,8	32	46,1	1.017,6
Muretto	30x60	12"x24"	4	0,72	15,6	30	21,6	468,0
Mosaico Break	29x31	12"x12"	5	0,45	9,8	60	27,0	588,0
Mosaico 36	30x30	12"x12"	5	0,45	9,3	60	27,0	558,0
Gamma 72	14,5x49,8	5 ^{3/4} "x19 ^{1/2} "	14	1,01	22,2	32	32,3	710,4
Battiscopa	7,5x60	3 ^{1/8} "x24"	12	7,2 m.l.	11,6	60	432 m.l.	696,6
Gradino plus	35x120	13 ^{3/4} "x48"	2	0,84	21,0	16	13,4	336,0
Angolo gradino plus	35x120	13 ^{3/4} "x48"	1	0,42	11,3	16	6,7	180,8
Fondo (20mm)	60x120	24"x48"	1	0,72	32,5	36	25,92	1.170,0

Nextone.

stone

ABC



DESK
Next Dark 120x260

WALL
Next Gray 120x260
Graf Next Dark 120x260

FLOOR
Next Gray 120x120





WALL
Mark Next Gray 30x60
Gamma 72 Next Gray

FLOOR
Next Gray 60x120 nat

Mark Next Gray 30x60



⊕ FLOOR
Next White 60x120 nat

⊕ WALL
Dot Next White 30x60

WALL
 Next Taupe 30x60 nat
 Mosaico 144 Next Taupe
 Mosaico Mix Next Taupe

FLOOR
 Next Taupe 60x60 nat



Mosaico Mix Next Taupe





FLOOR
 Next Dark 120x120
 WALL
 Next Dark 120x260



FLOOR
 Dot Next Dark 60x60
 WALL
 Line Next Dark 30x60




Esplora Nextone su real.leaceramiche.com
Explore Nextone on real.leaceramiche.com



Spessore / Thickness / Epaisseur / Stärke
6mm

PROTECT
ANTIBATTERICO - ANTIMICROBIAL

4 Colori / Colors / Couleurs / Farben



2 Formati / Sizes / Formats / Formate ^{RT}

S LIMTECH



*120x120cm
48"x48"

120x260cm
48"x102"



* Disponibile in **Slimtech 6plus**
rinforzato con fibra di vetro
Available in **Slimtech 6plus**
reinforced with fibreglass

1 Finitura / Finish / Surface / Oberfläche

NAT



residenziale
residential
résidentiel
Wohnbereiche



commerciale leggero
light commercial
commercial léger
Leichte gewerbliche
Anwendungen




commerciale intensivo
intensive commercial
commercial intensif
Intensive gewerbliche
Anwendungen



Spessore / Thickness / Epaisseur / Stärke
9mm

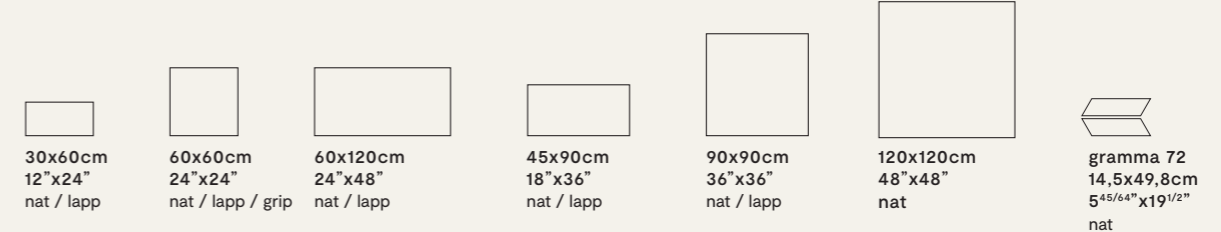
PROTECT
ANTIBATTERICO - ANTIMICROBIAL

4 Colori / Colors / Couleurs / Farben



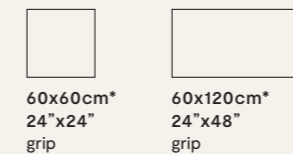
7 Formati / Sizes / Formats / Formate ^{RT}

S gres porcellanato



Spessore / Thickness / Epaisseur / Stärke
20mm

S L2 - 20mm



60x60cm*
24"x24"
grip

60x120cm*
24"x48"
grip

3 Finiture / Finishes / Surfaces / Oberfläche

NAT



residenziale
residential
résidentiel
Wohnbereiche



commerciale leggero
light commercial
commercial léger
Leichte gewerbliche
Anwendungen



commerciale intensivo
intensive commercial
commercial intensif
Intensive gewerbliche
Anwendungen

LAPP



residenziale
residential
résidentiel
Wohnbereiche



commerciale leggero
light commercial
commercial léger
Leichte gewerbliche
Anwendungen



commerciale intensivo
intensive commercial
commercial intensif
Intensive gewerbliche
Anwendungen

GRIP



esterno
outdoor
extérieur
Außenbereiche

* Protezione antibatterica non presente
No antimicrobial protection



Decorì

Decors / Decors / Dekore

Graf*

Next Dark A



Next Dark B



Next Dark C



Next Gray A - B - C




Next Taupe A - B - C

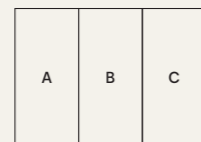


Formati ^{RT}

Sizes / Formats / Formate




120x260cm
48" x102"



*Posare solo a parete / Recommended only for wall applications / Nur an der Wand verlegen / Recommandé seulement pour les revêtements

Mix & Match: Pigmenti e Nextone

Alcuni abbinamenti suggeriti da Ferruccio Laviani / Some combinations suggested by Ferruccio Laviani / Quelques combinaisons recommandées par Ferruccio Laviani / Einige von Ferruccio Laviani empfohlene Kombinationen







Varianti

Variations / Variantes / Varianten


DOT*
60x60cm / 24"x24"
nat




30x60cm / 12"x24"
nat




LINE*
60x60cm / 24"x24"
nat





30x60cm / 12"x24"
nat



MARK*
60x60cm / 24"x24"
nat




30x60cm / 12"x24"
nat



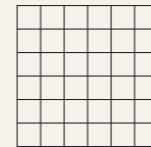
Mosaici

Mosaics / Mosaïques / Mosaik


MURETTO*
30x60cm / 12"x24"
nat



MOSAICO MIX**
30x30cm / 12"x12"
nat



MOSAICO 144*
30x30cm / 12"x12"
nat



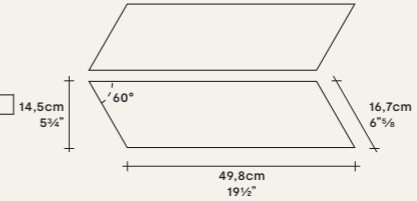
*disponibile in tutti i colori
available in all colors
disponible sur toutes les couleurs
Erhältlich für alle Farben

**superfici mixate: nat + dot + line + mark
superfici mixate: nat + dot + line + mark
surfaces mixtes: nat + dot + line + mark
gemischte Oberflächen: nat + dot + line + mark

Formati speciali

Special sizes / Formats spéciaux / Sonderformate

GRAMMA 72*
14,5x49,8cm / 5^{3/4}"x19^{1/2}" rett
nat



■ Realizzato con sistema di taglio a disco senza bisello. L'eventuale presenza di leggere irregolarità del bordo o di scostamenti dimensionali fino ad 1 mm è da ritenersi conforme.


Made with a disc cutting system without a bevel. Any slight irregularities of the edge or size deviations of up to 1 mm should be regarded as compliant.

Réalisé avec un système de découpe à disque sans biseau. L'éventuelle présence de légères irrégularités du bord ou de différences de dimension jusqu'à 1 mm est tout à fait conforme. Mit einem Scheibenschnittsystem ohne Fase hergestellt. Eventuelle leichte Unregelmäßigkeiten an der Kante und Größenabweichungen bis zu 1 mm sind als konform anzusehen.

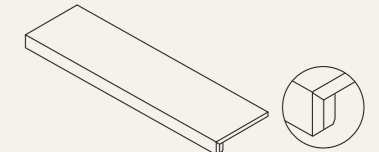
Pezzi speciali

Trims / Pièces spéciales / Formstücke

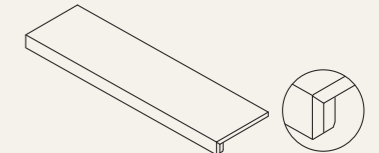
battiscopa*
5,5x60cm / 2^{11/64}"x24" rett
nat / lapp



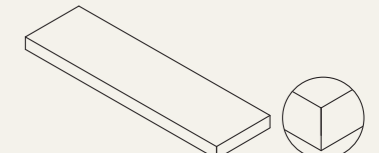
gradino plus***
35x120cm / 13^{3/4}"x48" rett
nat / lapp



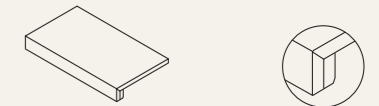
angolo sx gradino plus***
35x120cm / 13^{3/4}"x48" rett
nat / lapp




angolo dx gradino plus***
35x120cm / 13^{3/4}"x48" rett
nat / lapp



gradino plus***
35x60cm / 13^{3/4}"x24" rett
grip




angolo gradino plus***
35x35cm / 13^{3/4}"x13^{3/4}" rett
grip



***Su richiesta
Upon request
Sur demande
auf Anfrage



Gres porcellanato laminato
Laminated porcelain stoneware
Grès cérame laminé
Laminiertes Feinsteinzeug



Stonalizzazione	Resistenza allo scivolamento	Fuga minima consigliata
Shading / Denuançage / Spielfarbig	Slip resistance / Résistance au glissement / Rutschfestigkeit	Minimum suggested joint / Joint minimum conseillé / Empfohlene Fugenbreite
ANSI A137.3	DIN EN 16165 – Annex B R10	Posa a Parete / Wall / Mur / Wand 1 mm (INDOOR)
	BCR-TORTUS $\mu > 0,40$	Posa a Pavimento / Floor / Sol / Boden 2 mm (INDOOR)
	ANSI A326.3 ID - DCOF \geq 0.42 (Dry) - NAT IW - DCOF \geq 0.42 (Wet) - NAT	OUTDOOR Vedi Manuale Tecnico Slimtech / See Slimtech Technical Manual


Imballi

Packing / Emballage / Verpackung

Articolo	Scatola			Pallet				
	cm	inch	pz.	mq	kg	scat.	mq	kg
 Fondo	120x260	48"x102"	1	3,12	44,0	18	56,2	792,0
Fondo	120x120	48"x48"	2	2,88	40,6	24	69,1	974,4
Decoro Graf	120x260	48"x102"	1	3,12	44,0	18	56,2	792,0
 Fondo 6plus	120x120	48"x48"	2	2,88	41,2	24	69,1	988,8

Gres porcellanato
Porcelain stoneware
Grès cérame
Feinsteinzeugs



Stonalizzazione	Resistenza allo scivolamento	Fuga minima consigliata
Shading / Denuançage / Spielfarbig	Slip resistance / Résistance au glissement / Rutschfestigkeit	Minimum suggested joint / Joint minimum conseillé / Empfohlene Fugenbreite
ANSI A137.1	DIN EN 16165 – Annex B R10 (Nat) R11 (Grip - 20mm)	RECT 2 mm (INDOOR)
	DIN EN 16165 – Annex A A+B (Nat) A+B+C (Grip - 20mm)	OUTDOOR 5-6 mm Approx (*)
	BCR-TORTUS $\mu > 0,40$ (Nat - Grip - 20mm)	
	ANSI A326.3 ID - DCOF \geq 0.42 (Dry) - (Nat - Lapp) IW - DCOF \geq 0.42 (Wet) - (Nat - Lapp) IW+** - (Nat) EW - (Grip - 20mm)	
	AS/NZS 4586:2013 P3 (Nat) P4 (Grip - 20mm)	
	BS EN 16165 - Annex C PTV 36+ WET (SI.96) (Nat) PTV 36+ WET (SI.96 - SI.55) (Grip - 20mm)	



**With the exception of areas characterized by a higher risk of slipping (such as public showers, indoor swimming pools, etc.) for which a Grip surface is recommended.

**à l'exception des zones caractérisées par un plus grand risque de glissade (comme les douches publiques, les piscines intérieures, etc.) pour lesquelles une surface antidérapante est recommandée.

**Ad eccezione delle zone caratterizzate da un maggior rischio di scivolamento (come docce pubbliche, piscine coperte, ecc.) per le quali si consiglia una superficie Grip.

Imballi

Packing / Emballage / Verpackung

Articolo	Scatola			Pallet				
	cm	inch	pz.	mq	kg	scat.	mq	kg
 Fondo	120x120	48"x48"	1	1,44	31,8	32	46,08	1017,6
Fondo	60x120	24"x48"	2	1,44	31,8	36	51,8	1.144,8
Fondo	60x60	24"x24"	4	1,44	29,7	32	46,1	950,4
Fondo	30x60	12"x24"	8	1,44	31,8	32	46,1	1.017,6
Fondo	90x90	36"x36"	2	1,62	33,6	25	40,5	840,0
Fondo	45x90	18"x36"	3	1,22	25,2	32	38,88	806,4
Gamma 72	49,8x16,9	19 ¹ / ₂ "x6 ⁵ / ₈ "	14	1,01	21,9	32	32,3	699,2
Muretto	30x60	12"x24"	4	0,72	15,6	30	21,6	468,0
Mosaico Mix	30x30	12"x12"	5	0,45	9,5	60	27,0	570,0
Mosaico 144	30x30	12"x12"	5	0,45	9,5	60	27,0	570,0
Battiscopa	5,5x60	2 ¹¹ / ₆₄ "x24"	12	7,2 m.l.	8,5	50	360 m.l.	426,0
Gradino plus	35x120	13 ³ / ₄ "x48"	1	0,42	11,0	64	26,9	705,3
Angolo gradino plus	35x120	13 ³ / ₄ "x48"	1	0,42	11,8	16	6,72	188,5
Gradino plus	35x60	13 ³ / ₄ "x24"	2	0,42	10,1	32	13,4	322,2
Angolo gradino plus	35x35	13 ³ / ₄ "x13 ³ / ₄ "	2	0,25	6,4	36	8,82	229,1
 Fondo (20mm)	60x60	24"x24"	2	0,72	32,5	32	23,04	1.040,0
Fondo (20mm)	60x120	24"x48"	1	0,72	32,5	36	25,92	1.170,0

Waterfall.

stone

ABC



WALL
Dark Flow 100x300
Ivory Flow 100x300

FLOOR
Gray Flow 100x100

stone

ABC



FLOOR - WALL
Silver Flow 100x300

Lea Ceramiche



WALL
Dark Flow 100x300

FLOOR
Gray Flow 100x100

stone

ABC



Dark Flow 60x60 lapp



Lea Ceramiche



WALL
Dark Flow 30x30 lapp
Mesatco 36 Dark Flow lapp

FLOOR
Dark Flow 60x60 lapp

CHEVRON / Gray Flow Gramma 72 nat



WALL
Brick Gray Flow lapp

FLOOR
Silver Flow 60x120 nat




WALL
Muretto 3D Ivory Flow lapp


FLOOR
Ivory Flow 90x90 nat




Ivory Flow 90x90 nat



 WALL
Silver Flow 100x300

 EXTERNAL FLOOR
Silver Flow L2 90x90 grip

 FLOOR
Gray Flow 60x120 nat


Waterfall.



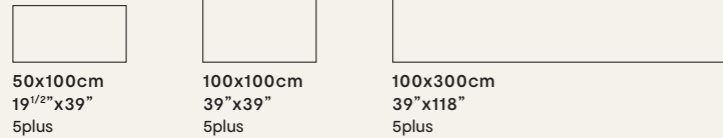
Spessore / Thickness / Epaisseur / Stärke
5,5mm → slimtech 5plus

PR()TECT
ANTIBATTERICO - ANTIMICROBIAL

4 Colori / Colors / Couleurs / Farben



3 Formati / Sizes / Formats / Formate ^{RT}



50x100cm
19^{1/2}"x39"
5plus

100x100cm
39"x39"
5plus

100x300cm
39"x118"
5plus

1 Finitura / Finish / Surface / Oberfläche

NAT



residenziale
résidentiel
Wohnbereiche



commerciale leggero
light commercial
commercial léger
Leichte gewerbliche
Anwendungen




commerciale intensivo
intensive commercial
commercial intensif
Intensive gewerbliche
Anwendungen



Spessore / Thickness / Epaisseur / Stärke
9,5mm

PR()TECT
ANTIBATTERICO - ANTIMICROBIAL

4 Colori / Colors / Couleurs / Farben



8 Formati / Sizes / Formats / Formate ^{RT}



30x60cm
12"x24"
nat / lapp

60x60cm
24"x24"
nat / lapp / grip

90x90cm
36"x36"
nat / lapp

45x90cm
18"x36"
nat / lapp

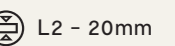
60x120cm
24"x48"
nat / lapp

gramma 72
14,5x49,8cm
5^{3/4}"x19^{1/2}"
nat

gramma 66 sx/dx
16,9x39,2cm
6^{5/8}"x15^{3/8}"
nat

gramma 16 sx/dx
8,3x19,5cm
3^{1/4}"x7^{5/8}"
nat

Spessore / Thickness / Epaisseur / Stärke
20mm



60x60cm*
24"x24" rett
grip

90x90cm*
36"x36" rett
grip

45x90cm*
18"x36" rett
grip

3 Finiture / Finishes / Surfaces / Oberfläche

NAT



residenziale
résidentiel
Wohnbereiche



commerciale leggero
light commercial
commercial léger
Leichte gewerbliche
Anwendungen



commerciale intensivo
intensive commercial
commercial intensif
Intensive gewerbliche
Anwendungen

LAPP



residenziale
résidentiel
Wohnbereiche



commerciale leggero
light commercial
commercial léger
Leichte gewerbliche
Anwendungen



commerciale intensivo
intensive commercial
commercial intensif
Intensive gewerbliche
Anwendungen

GRIP



esterno
outdoor
extérieur
Außenbereiche

* Protezione antibatterica non presente
No antimicrobial protection



Esplora Waterfall su real.leaceramiche.com
Explore Waterfall on real.leaceramiche.com



Mosaici

Mosaics / Mosaïques / Mosaik

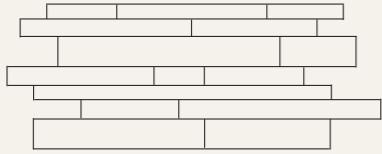
Formati speciali

Special sizes / Formats spéciaux / Sonderformate

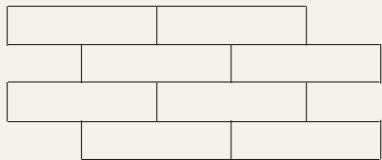
Pezzi speciali

Trims / Pièces spéciales / Formstücke

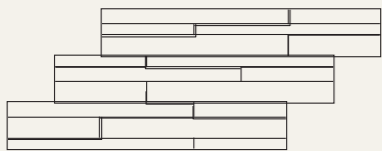
MURETTO*
30x60cm / 12"x24" rett
nat / lapp



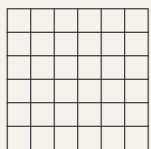
BRICK*
30x60cm / 12"x24" rett
nat / lapp



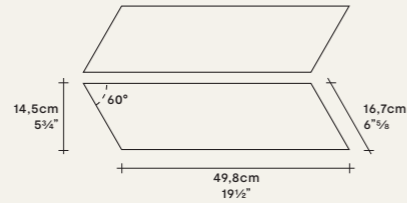
MURETTO 3D*
30x60cm / 12"x24" rett
nat / lapp



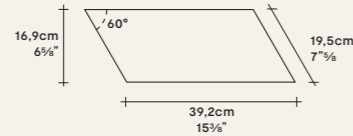
MOSAICO 36*
30x30cm / 12"x12" rett
nat / lapp




■ **GRAMMA 72***
14,5x49,8cm / 5^{3/4}"x19^{1/2}" rett
nat



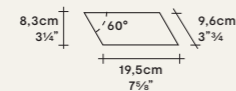
■ **GRAMMA 66 SX***
16,9x39,2cm / 6^{5/8}"x15^{3/8}" rett
nat




■ **GRAMMA 66 DX***
16,9x39,2cm / 6^{5/8}"x15^{3/8}" rett
nat



■ **GRAMMA 16 SX***
8,3x19,5cm / 3^{1/4}"x7^{5/8}" rett
nat



■ **GRAMMA 16 DX***
8,3x19,5cm / 3^{1/4}"x7^{5/8}" rett
nat

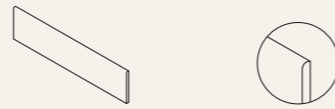


■ **Realizzato con sistema di taglio a disco senza bisello. L'eventuale presenza di leggere irregolarità del bordo o di scostamenti dimensionali fino ad 1 mm è da ritenersi conforme.**

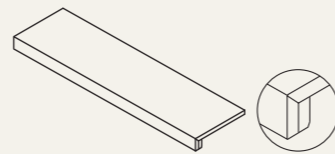
Made with a disc cutting system without a bevel. Any slight irregularities of the edge or size deviations of up to 1 mm should be regarded as compliant.

Réalisé avec un système de découpe à disque sans biseau. L'éventuelle présence de légères irrégularités du bord ou de différences de dimension jusqu'à 1 mm est tout à fait conforme. Mit einem Scheibenschnittsystem ohne Fase hergestellt. Eventuelle leichte Unregelmäßigkeiten an der Kante und Größenabweichungen bis zu 1 mm sind als konform anzusehen.

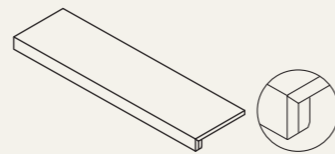
battiscopa*
10x60cm / 4"x24" rett
nat / lapp



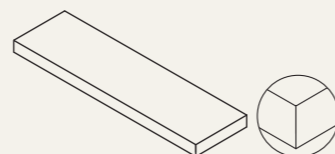
gradino plus**
35x120cm / 13^{3/4}"x48" rett
nat / lapp



angolo sx gradino plus**
35x120cm / 13^{3/4}"x48" rett
nat / lapp




angolo dx gradino plus**
35x120cm / 13^{3/4}"x48" rett
nat / lapp



gradino plus**
35x60cm / 13^{3/4}"x24" rett
grip



angolo gradino plus**
35x35cm / 13^{3/4}"x13^{3/4}" rett
grip




****Su richiesta**
Upon request
Sur demande
auf Anfrage


***disponibile in tutti i colori**
available in all colors
disponible sur toutes les couleurs
Erhältlich für alle Farben

Composizioni a moduli sfusi


Tile layouts in loose modules / Compositions en modules en vrac / Kompositionen mit Einzelmodulen



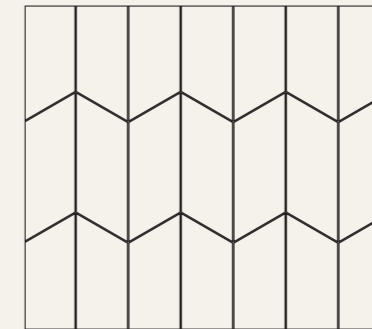
■ **BASKET** Gramma 66 SX 67%
Gramma 16 DX 33%



■ **TWIST** Gramma 66 DX 100%



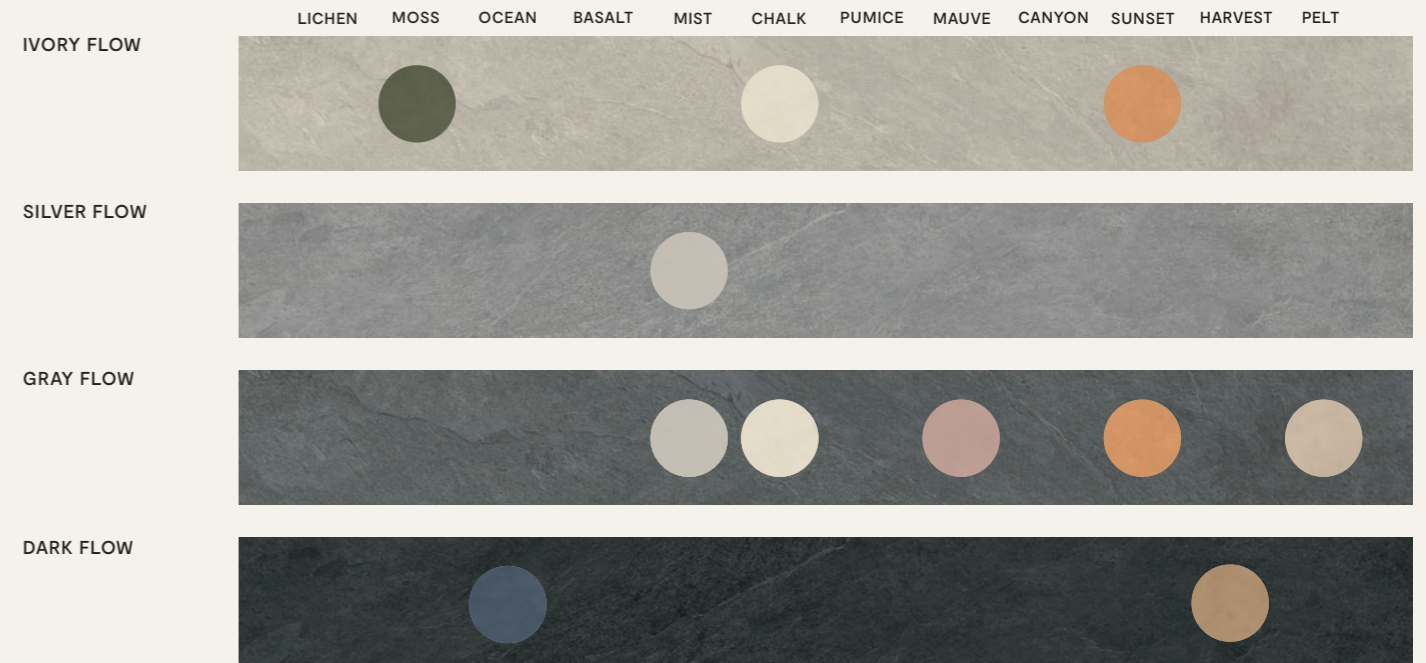
■ **CHEVRON** Gramma 72 100%



■ **ARROW** Gramma 66 DX 50% - SX 50%


Mix & Match: Pigmenti e Waterfall

Alcuni abbinamenti suggeriti da Ferruccio Laviani / Some combinations suggested by Ferruccio Laviani / Quelques combinaisons recommandées par Ferruccio Laviani / Einige von Ferruccio Laviani empfohlene Kombinationen




Gres porcellanato laminato rinforzato con fibra di vetro
Laminated porcelain stoneware reinforced with fibreglass
Grès cérame laminé, renforcé avec de la fibre de verre
Laminiertes Feinsteinzeug mit Glasfaserverstärkung



Stonalizzazione	Resistenza allo scivolamento	Fuga minima consigliata
Shading / Denuançage / Spielfarbig	Slip resistance / Résistance au glissement / Rutschfestigkeit	Minimum suggested joint / Joint minimum conseillé / Empfohlene Fugenbreite
ANSI A137.3	DIN EN 16165 – Annex B R10	Posa a Parete / Wall / Mur / Wand 1 mm (INDOOR)
	BCR-TORTUS $\mu > 0,40$	Posa a Pavimento / Floor / Sol / Boden 2 mm (INDOOR)
	ANSI A326.3 ID – DCOF \geq 0.42 (DRY) NAT IW – DCOF \geq 0.42 (WET) NAT IW+ **	OUTDOOR Vedi Manuale Tecnico Slimtech / See Slimtech Technical Manual
	**With the exception of areas characterized by a higher risk of slipping (such as public showers, indoor swimming pools, etc.)	
	**à l'exception des zones caractérisées par un plus grand risque de glissade (comme les douches publiques, les piscines intérieures, etc.)	
	**Ad eccezione delle zone caratterizzate da un maggior rischio di scivolamento (come docce pubbliche, piscine coperte, ecc.)	


Imballi

Packing / Emballage / Verpackung

Articolo	Scatola			Pallet				
	cm	inch	pz.	mq	kg	scat.	mq	kg
 Fondo 5plus	100x300	39"x118"	1	3,00	34,5	13	39,0	448,5
Fondo 5plus	100x100	39"x39"	2	2,00	23,0	25	50,0	575,0
Fondo 5plus	50x100	19 1/2"x39"	3	1,50	18,9	32	48,0	604,8



Gres porcellanato
Porcelain stoneware
Grès cérame
Feinsteinzeugs



Stonalizzazione	Resistenza allo scivolamento	Fuga minima consigliata
Shading / Denuançage / Spielfarbig	Slip resistance / Résistance au glissement / Rutschfestigkeit	Minimum suggested joint / Joint minimum conseillé / Empfohlene Fugenbreite
ANSI A137.1	DIN EN 16165 – Annex B R10 (Nat) R11 (Grip - 20mm)	RECT 2 mm (INDOOR)
	DIN EN 16165 – Annex A A+B (Nat) A+B+C (Grip - 20mm)	OUTDOOR 5-6 mm Approx (*)
	BCR-TORTUS $\mu > 0,40$ (Nat - Grip - 20mm)	(*) Decisione a cura della Direzione Lavori / Codici di Posa Nazionali Decision by the Construction Manager / National Laying Standards Décision établie par la Direction des Travaux / Codes de Pose Nationaux Die Entscheidung wird von der Bauleitung / gemäß nationalen Vorschriften getroffen.
	ANSI A326.3 ID – DCOF \geq 0.42 (Dry) (Nat- Lapp) IW – DCOF \geq 0.42 (Wet) (Nat) IW+** - (Nat) EW (Grip - Grip L2- 20mm)	**With the exception of areas characterized by a higher risk of slipping (such as public showers, indoor swimming pools, etc.) for which a Grip surface is recommended.
	AS/NZS 4586 P3 (Nat) / P4 (Grip - 20mm)	**à l'exception des zones caractérisées par un plus grand risque de glissade (comme les douches publiques, les piscines intérieures, etc.) pour lesquelles une surface antidérapante est recommandée.
	BS EN 16165 – Annex C PTV 36+Wet (Sl.96) (Nat) PTV 36+ WET (Sl.96 - Sl.55) (Grip - 20mm)	**Ad eccezione delle zone caratterizzate da un maggior rischio di scivolamento (come docce pubbliche, piscine coperte, ecc.) per le quali si consiglia una superficie Grip.

Imballi

Packing / Emballage / Verpackung

Articolo	Scatola			Pallet				
	cm	inch	pz.	mq	kg	scat.	mq	kg
 Fondo	60x120	24"x48"	2	1,44	32,1	36	51,8	1.156,3
Fondo	90x90	36"x36"	2	1,62	33,6	25	40,5	840,0
Fondo	45x90	18"x36"	3	1,22	25,2	32	38,88	806,4
Fondo	60x60	24"x24"	4	1,44	31,8	32	46,1	1.017,6
Fondo	30x60	12"x24"	8	1,44	31,8	32	46,1	1.017,6
Muretto	30x60	12"x24"	4	0,72	15,7	30	21,6	471,0
Muretto 3d	30x60	12"x24"	4	0,68	15,7	30	20,5	471,0
Brick	30x60	12"x24"	4	0,72	15,6	30	21,6	468,0
Mosaico 36	30x30	12"x12"	5	0,45	9,3	60	27,0	558,0
Gamma 72	49.8x14.5	19 1/2"x5 3/4"	14	1,01	22,2	32	32,3	710,4
Gamma 66	39.2x16.9	15 3/8"x6 5/8"	10	0,66	14,9	40	26,4	597,1
Gamma 16	19.5x8.3	7 5/8"x3 1/4"	14	0,22	5,1	80	17,9	405,3
Battiscopa	10x60	4"x24"	12	7,2 m.l.	15,9	60	432 m.l.	954,0
Gradino plus	35x120	13 3/4"x48"	2	0,84	21,0	16	13,4	335,8
Angolo gradino plus	35x120	13 3/4"x48"	1	0,42	11,2	16	6,7	179,5
Gradino plus	35x60	13 3/4"x24"	4	0,84	19,2	16	13,4	306,9
Angolo gradino plus	35x35	13 3/4"x13 3/4"	2	0,25	6,1	36	8,8	218,2
 Fondo (20mm)	90x90	36"x36"	1	0,81	37,3	30	24,3	1.119,0
Fondo (20mm)	45x90	18"x36"	2	0,81	36,2	24	19,4	869,5
Fondo (20mm)	60x60	24"x24"	2	0,72	32,5	32	23,0	1.040,0

Cliffstone.



© White Dover 90x90 lapp






stone

ABC



FLOOR
Taupe Moher 60x60 nat

Lea Ceramiche



FLOOR
Beige Madeira 60x60 / 30x60 nat

Gres porcellanato
Porcelain stoneware
Grès cérame
Feinsteinzeug

ABC



Stonalizzazione	Resistenza allo scivolamento	Fuga minima consigliata
Shading / Denuançage / Spielfarbig	Slip resistance / Résistance au glissement / Rutschfestigkeit	Minimum suggested joint Joint minimum conseillé Empfohlene Fugenbreite
ANSI A137.1	DIN EN 16165 – Annex B R10 (Nat)	RECT 2 mm (INDOOR)
	DIN EN 16165 – Annex A A+B (Nat)	OUTDOOR 5–6 mm Approx (*)
	B.C.R. – TORTUS $\mu > 0,40$ (Nat)	(*) Decisione a cura della Direzione Lavori / Codici di Posa Nazionali Decision by the Construction Manager / National Laying Standards Décision établie par la Direction des Travaux / Codes de Pose Nationaux Die Entscheidung wird von der Bauleitung / gemäß nationalen Vorschriften getroffen.
	ANSI A326.3 ID – DCOF \geq 0.42 (Dry) – NAT, LAP IW – DCOF \geq 0.42 (Wet) – NAT, LAP IW+ ** – NAT	
	AS/NZS 4586 P3 (Nat)	
	BS EN 16165 – Annex C PTV 36+Wet (SI.96) (Nat)	
	**With the exception of areas characterized by a higher risk of slipping (such as public showers, indoor swimming pools, etc.) for which an Grip surface is recommended.	
	**à l'exception des zones caractérisées par un plus grand risque de glissade (comme les douches publiques, les piscines intérieures, etc.) pour lesquelles une surface antidérapante est recommandée.	
	**Ad eccezione delle zone caratterizzate da un maggior rischio di scivolamento (come docce pubbliche, piscine coperte, ecc.) per le quali si consiglia una superficie Grip.	

Imballi

Packing / Emballage / Verpackung

Articolo	Scatola			Pallet				
	cm	inch	pz.	mq	kg	scat.	mq	kg
Fondo	60x120	24"x48"	2	1,44	31,8	36	51,8	1.144,8
Fondo	90x90	36"x36"	2	1,62	33,6	25	40,5	840,0
Fondo	60x60	24"x24"	4	1,44	31,8	32	46,1	1.017,6
Fondo	30x60	12"x24"	8	1,44	31,8	32	46,1	1.017,6
Muretto	30x60	12"x24"	4	0,72	15,7	30	21,6	471,0
Mosaico 16	30x30	12"x12"	5	0,45	9,5	60	27,0	570,0
Battiscopa	10x60	4"x24"	12	7,2 m.l.	15,7	60	432 m.l.	942,0
Gradino plus	35x120	13 ^{3/4} "x48"	2	0,84	22,0	16	13,4	352,6
Angolo gradino plus	35x120	13 ^{3/4} "x48"	1	0,42	11,8	16	6,7	188,5
Gradino plus	35x60	13 ^{3/4} "x24"	4	0,84	20,1	16	13,4	322,2
Angolo gradino plus	35x35	13 ^{3/4} "x 13 ^{3/4} "	2	0,25	6,4	36	8,8	229,1

Cliffstone.




Spessore / Thickness / Epaisseur / Stärke
9,5mm

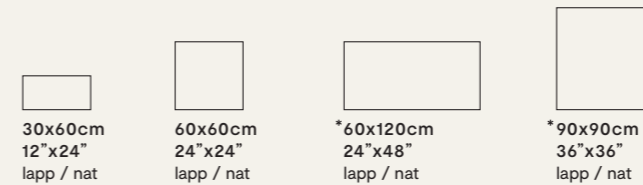
PROTECT
ANTIBATTERICO - ANTIMICROBIAL

3 Colori / Colors / Couleurs / Farben



4 Formati / Sizes / Formats / Formate ^{LR^T}

 gres porcellanato



*colori disponibili: / available colors: / couleurs disponibles: / verfügbare Farben:
White Dover

3 Finiture / Finishes / Surfaces / Oberfläche

NAT



residenziale
résidentiel
Wohnbereiche



commerciale leggero
light commercial
Leichte gewerbliche
Anwendungen



commerciale intensivo
intensive commercial
Intensive gewerbliche
Anwendungen

LAPP



residenziale
résidentiel
Wohnbereiche



commerciale leggero
light commercial
Leichte gewerbliche
Anwendungen



commerciale intensivo
intensive commercial
Intensive gewerbliche
Anwendungen



Mosaici

Mosaics / Mosaïques / Mosaik

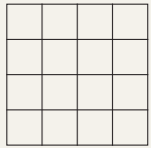
Pezzi speciali

Trims / Pièces spéciales / Formstücke

MURETTO*
30x60cm / 12"x24"
lapp



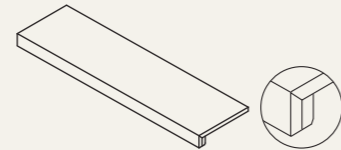
MOSAICO 16*
30x30cm / 12"x12"
lapp



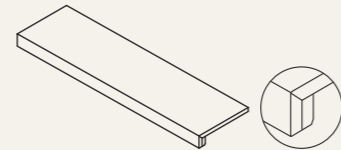
battiscopa*
10x60cm / 4"x24" rett
nat / lapp



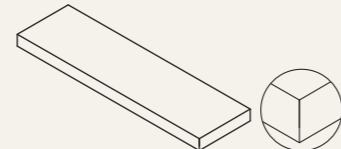
gradino plus**
35x120cm / 13^{3/4}"x48" rett
nat / lapp



angolo sx gradino plus**
35x120cm / 13^{3/4}"x48" rett
nat / lapp




angolo dx gradino plus**
35x120cm / 13^{3/4}"x48" rett
nat / lapp



gradino plus**
35x60cm / 13^{3/4}"x24" rett
grip



angolo gradino plus**
35x35cm / 13^{3/4}"x13^{3/4}" rett
grip



*disponibile in tutti i colori
available in all colors
disponible sur toutes les couleurs
Erhältlich für alle Farben

**Su richiesta
Upon request
Sur demande
auf Anfrage




EXTERNAL FLOOR
Beige Madeira L2 60x60 grip

Basaltina Stone Project.

Naturale 30x60
Sabbiaia Velvet 60x60



Stuccata 60x60



Stuccata 60x60

Gres porcellanato
Porcelain stoneware
Grès cérame
Feinsteinzeug



Stonalizzazione

Shading / Denuançage /
Spiefarbig

ANSI A137.1



Resistenza allo scivolamento

Slip resistance / Résistance au
glissement / Rutschfestigkeit

DIN EN 16165 – Annex B R10

BCR-TORTUS $\mu > 0,40$

ANSI A326.3 ID – DCOF \geq 0.42 (Dry)
IW – DCOF \geq 0.42 (Wet)

Fuga minima consigliata

Minimum suggested joint
Joint minimum conseillé
Empfohlene Fugenbreite

RECT
2 mm (INDOOR)

OUTDOOR
5-6 mm Approx (*)

(*) Decisione a cura della Direzione Lavori / Codici di Posi Nazionali
Decision by the Construction Manager / National Laying Standards
Décision établie par la Direction des Travaux / Codes de Pose
Nationaux Die Entscheidung wird von der Bauleitung / gemäß
nationalen Vorschriften getroffen.


Mosaici

Mosaics / Mosaïques / Mosaik

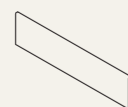
Pezzi speciali

Trims / Pièces spéciales / Formstücke


MURETTO*
30x60cm / 12"x24"



battiscopa*
10x60cm / 4"x24" rett



MOSAICO 1*
28,5x28,5cm / 11^{1/4}"x11^{1/4}"



raccordo jolly**
1,3x30cm / 1/2"x12" rett



beak jolly**
1,3x1,3cm / 1/2"x1/2" rett



*disponibile in tutti i colori
available in all colors
disponible sur toutes les couleurs
Erhältlich für alle Farben

**Su richiesta / Upon request / Sur demande / auf Anfrage

Imballi

Packing / Emballage / Verpackung

Articolo	Scatola			Pallet				
	cm	inch	pz.	mq	kg	scat.	mq	kg
Fondo	60x60	24"x24"	4	1,44	35,0	24	34,6	840,0
Fondo	30x60	12"x24"	8	1,44	34,9	32	46,1	1.116,8
Mosaico 1	28,5x28,5	11 ^{1/4} "x11 ^{1/4} "	5	0,41	7,8	48	19,5	372,0
Muretto	30x60	12"x24"	4	0,72	15,2	30	21,6	456,0
Battiscopa	10x60	4"x24"	12	7,2 m.l.	18,0	55	396 m.l.	990,0
Raccordo jolly	1,3x30	1/2"x12"	8	0,03	0,3	-	-	-
Beak	1,3x1,3	1/2"x1/2"	4	-	-	-	-	-


Basaltina Stone Project.



Spessore / Thickness / Epaisseur / Stärke
11mm (30x60 - 60x60) / 12mm (60x120)

3 Colori / Colors / Couleurs / Farben

Sabbiata Velvet Naturale Stuccata



3 Formati / Sizes / Formats / Formate

LR^T

gres porcellanato



30x60cm
12"x24"



60x60cm
24"x24"

1 Finitura / Finish / Surface / Oberfläche

NAT



residenziale
residential
résidentiel
Wohnbereiche



commerciale leggero
light commercial
commercial léger
Leichte gewerbliche
Anwendungen



commerciale intensivo
intensive commercial
commercial intensif
Intensive gewerbliche
Anwendungen



Wood.


Nella trasposizione delle più pregiate essenze, si spazia dai legni con uno stile naturale ed elegante a quelli con un effetto più usurato. È il calore del legno che la ceramica restituisce in versione ultracontemporanea.


Dans la transposition des bois les plus précieux, nous allons des bois au style naturel et élégant à ceux qui donnent un effet plus patiné. C'est la chaleur du bois que la céramique redonne, dans une version ultra-contemporaine.

Transposing the most precious essences, it ranges from woods with a natural and elegant style to those with a more time-worn effect. Ceramic evokes the warmth of wood in an ultra-contemporary version.

Die Umsetzung der kostbarsten Sorten reicht von den Hölzern mit einem natürlichen und eleganten Stil bis zu den Sorten mit einem eher „Old“-Effekt. Die Keramik gibt die Wärme des Holzes in einer topaktuellen Version wieder zurück.

  **Bio Attitude.**
188 / 201

 **Bio Select.**
202 / 211

 **Bio Recover.**
212 / 217


Bio Attitude.

wood

ABC



Amber 30x120 - 20x120



wood

ABC



Cotton 20x120



Almond 20x120



WALL
Rail Bright 3D mosaic
Cotton/Almond

FLOOR
Almond 30x120




Cortex 30x120



Barrel 30x120

Gres porcellanato
Porcelain stoneware
Grès cérame
Feinsteinzeug

Stonalizzazione	Resistenza allo scivolamento	Fuga minima consigliata
Shading / Denuançage / Spielfarbig	Slip resistance / Résistance au glissement / Rutschfestigkeit	Minimum suggested joint Joint minimum conseillé Empfohlene Fugenbreite
ANSI A137.1	DIN EN 16165 – Annex B R10 (Nat) R11 (Grip L2 20mm)	RECT 2 mm (INDOOR)
	DIN EN 16165 – Annex A A+B (Nat) - A+B+C (Grip) BCR-TORTUS $\mu > 0,40$	OUTDOOR 5-6 mm Approx (*)
	ANSI A326.3 ID - DCOF ≥ 0.42 (Dry) Nat IW - DCOF ≥ 0.42 (Wet) Nat IW+ ** - NAT EW - GRIP	(*) Decisione a cura della Direzione Lavori / Codici di Posa Nazionali Decision by the Construction Manager / National Laying Standards Décision établie par la Direction des Travaux / Codes de Pose Nationaux Die Entscheidung wird von der Bauleitung / gemäß nationalen Vorschriften getroffen.
	AS/NZS 4586 P3 (Nat) - P4 (Grip L2 20mm)	
	BS EN 16165 – Annex C PTV 36+wet (SI.96) Nat PTV 36+wet (SI.96-SI.55) Grip	



**With the exception of areas characterized by a higher risk of slipping (such as public showers, indoor swimming pools, etc.) for which an Grip surface is recommended.

**à l'exception des zones caractérisées par un plus grand risque de glissade (comme les douches publiques, les piscines intérieures, etc.) pour lesquelles une surface antidérapante est recommandée.

**Ad eccezione delle zone caratterizzate da un maggior rischio di scivolamento (come docce pubbliche, piscine coperte, ecc.) per le quali si consiglia una superficie Grip.

Imballi

Packing / Emballage / Verpackung

Articolo	cm		inch		Scatola			Pallet		
	cm	inch	pz.	mq	kg	scat.	mq	kg		
 Fondo	20x120	8"x48"	6	1,44	30,0	24	34,56	720,0		
Fondo	30x120	12"x48"	4	1,44	32,3	18	25,92	581,4		
Gramma 51	9,5x54	3 ^{3/4} "x21 ^{1/4} "	8	0,41	8,6	64	26,27	550,4		
Mosaico Rail 3D	28,5x120	11 ^{1/4} "x48"	3	1,03	21,5	20	20,52	430,0		
Battiscopa	7,5x60	3"x24"	12	7,2 m.l	11,6	60	32,40	432,0 m.l.		
Gradino plus	35x120	13 ^{3/4} "x48"	2	0,84	21,0	16	13,44	336,0		
Angolo gradino plus	35x120	13 ^{3/4} "x48"	2	0,84	21,0	16	13,44	336,0		
 Fondo (20mm)	40x120	16"x48"	2	0,96	43,5	24	23,04	1.044,0		

Bio Attitude.




Esplora Bio Attitude su real.leaceramiche.com
Explore Bio Attitude on real.leaceramiche.com


Spessore / Thickness / Epaisseur / Stärke
9,5mm




PROTECT
ANTIBATTERICO - ANTIMICROBIAL

5 Colori / Colors / Couleurs / Farben





4 Formati / Sizes / Formats / Formate

 gres porcellanato

 20x120cm 8"x48" nat	 30x120cm 12"x48" nat	 gramma 51 9,5x54cm 3 ^{3/4} "x21 ^{1/4} " nat
--	---	---

Spessore / Thickness / Epaisseur / Stärke
20mm

 L2 - 20mm

 40x120cm* 16"x48" grip

2 Finiture / Finishes / Surfaces / Oberfläche

NAT



residenziale
résidentiel
Wohnbereiche



commerciale leggero
light commercial
Leichte gewerbliche
Anwendungen



commerciale intensivo
intensive commercial
commercial intensif
Intensive gewerbliche
Anwendungen

GRIP



esterno
outdoor
extérieur
Außenbereiche

* Protezione antibatterica non presente
No antimicrobial protection



Mosaici

Mosaics / Mosaïques / Mosaik

Formati speciali


Special sizes / Formats spéciaux / Sonderformate

Pezzi speciali

Trims / Pièces spéciales / Formstücke

RAIL 3D MOSAIC

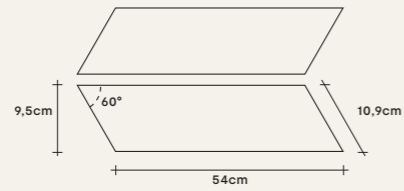
28,5x120 cm
11^{1/4}"x48"



Rail Bright (cotton/almond)
Rail Light (almond/amber)
Rail Mid (amber/barrel)
Rail Dark (barrel/cortex)

GRAMMA 51*

9,5x54cm / 3^{3/4}"x21^{1/4}" rett
nat



***Su richiesta
Upon request
Sur demande
auf Anfrage

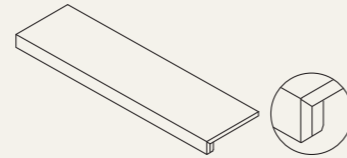
battiscopa*

7,5x60cm / 3"x24" rett



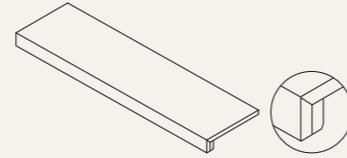
gradino plus***

35x120cm / 13^{3/4}"x48" rett



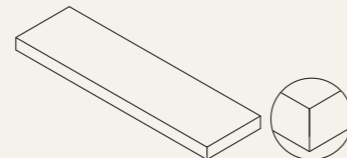
angolo sx gradino plus***

35x120cm / 13^{3/4}"x48" rett



angolo dx gradino plus***

35x120cm / 13^{3/4}"x48" rett



*disponibile in tutti i colori
available in all colors
disponible sur toutes les couleurs
Erhältlich für alle Farben

■ Realizzato con sistema di taglio a disco senza bisello. L'eventuale presenza di leggere irregolarità del bordo o di scostamenti dimensionali fino ad 1 mm è da ritenersi conforme.

Made with a disc cutting system without a bevel. Any slight irregularities of the edge or size deviations of up to 1 mm should be regarded as compliant.

Réalisé avec un système de découpe à disque sans biseau. L'éventuelle présence de légères irrégularités du bord ou de différences de dimension jusqu'à 1 mm est tout à fait conforme.
Mit einem Scheibenschnittsystem ohne Fase hergestellt. Eventuelle leichte Unregelmäßigkeiten an der Kante und Größenabweichungen bis zu 1 mm sind als konform anzusehen.



WALL
Rail Bright 3D mosaic
Cotton/Almond

FLOOR
Almond 30x120

Mix & Match: Pigmenti e Bio Attitude

Alcuni abbinamenti suggeriti da Ferruccio Laviani / Some combinations suggested by Ferruccio Laviani / Quelques combinaisons recommandées par Ferruccio Laviani / Einige von Ferruccio Laviani empfohlene Kombinationen



Bio Select.

wood

ABC



◊ Oak Ginger 30x180





WALL
ABC Oak Vanilla

FLOOR
Oak Vanilla 30x120



WALL
Strip Oak Natural

FLOOR
Oak Natural 30x180





Walnut Tobacco 20x120



Oak Cloves 20x120

Gres porcellanato
Porcelain stoneware
Grès cérame
Feinsteinzeug

Stonalizzazione	Resistenza allo scivolamento	Fuga minima consigliata
Shading / Denuançage / Spielfarbig	Slip resistance / Résistance au glissement / Rutschfestigkeit	Minimum suggested joint Joint minimum conseillé Empfohlene Fugenbreite
ANSI A137.1	DIN EN 16165 – Annex B R9 (Walnut Tobacco Nat) R10 (Nat)	RECT 2 mm (INDOOR)
	BCR-TORTUS $\mu > 0,40$	OUTDOOR 5-6 mm Approx (*)
	ANSI A326.3 ID – DCOF \geq 0.42 (Dry) – NAT IW – DCOF \geq 0.42 (Wet) – NAT IW+ ** – NAT	(*) Decisione a cura della Direzione Lavori / Codici di Posa Nazionali Decision by the Construction Manager / National Laying Standards Décision établie par la Direction des Travaux / Codes de Pose Nationaux Die Entscheidung wird von der Bauleitung / gemäß nationalen Vorschriften getroffen.
	**With the exception of areas characterized by a higher risk of slipping (such as public showers, indoor swimming pools, etc.) for which an Grip surface is recommended.	
	**à l'exception des zones caractérisées par un plus grand risque de glissade (comme les douches publiques, les piscines intérieures, etc.) pour lesquelles une surface antidérapante est recommandée.	
	**Ad eccezione delle zone caratterizzate da un maggior rischio di scivolamento (come docce pubbliche, piscine coperte, ecc.) per le quali si consiglia una superficie Grip.	

Bio Select.




Esplora Bio Select su real.leaceramiche.com
Explore Bio Select on real.leaceramiche.com

Spessore / Thickness / Epaisseur / Stärke
9,5mm (20x120 - 30x120) / 10,5mm (30x180)

PROTECT
ANTIBATTERICO - ANTIMICROBIAL

5 Colori / Colors / Couleurs / Farben



3 Formati / Sizes / Formats / Formate

gres porcellanato

20x120cm 8"x48" nat	30x120cm 12"x48" nat	*30x180cm 12"x72" nat

*colori disponibili: / available colors: / couleurs disponibles: / verfügbare Farben:
Oak Vanilla, Oak Ginger, Oak Natural

Imballi

Packing / Emballage / Verpackung

Articolo	Scatola			Pallet				
	cm	inch	pz.	m ²	kg	scat.	m ²	kg
Fondo	30x180	12"x72"	2	1,08	25,5	36	38,9	918,0
Fondo	30x120	24"x48"	4	1,44	32,3	18	25,9	581,4
Fondo	20x120	8"x48"	6	1,44	30	24	34,6	720
Decoro ABC	27,9x27,9	11"x11"	12	0,47	10,0	48	22,5	480,0
Decoro Chevron	42,8x40	16 ^{3/4} "x16"	5	0,86	18,7	12	10,3	224,4
Decoro Strip	20x120	8"x48"	4	0,96	20,0	32	30,7	640,0
Battiscopa	5,5x60	2 ^{1/8} "x24"	12	7,2 m.l.	8,5	50	360,0 m.l.	426
Gradino plus	35x120	13 ^{3/4} "x48"	2	0,84	23,2	16,0	13,4	371,2
Angolo gradino plus	35x120	13 ^{3/4} "x48"	1	0,42	12,4	16,0	6,7	198,4

1 Finiture / Finishes / Surfaces / Oberfläche

NAT



residenziale
residential
résidentiel
Wohnbereiche



commerciale leggero
light commercial
commercial léger
Leichte gewerbliche
Anwendungen



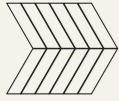
commerciale intensivo
intensive commercial
commercial intensif
Intensive gewerbliche
Anwendungen



Mosaici e formati speciali

Mosaics and special sizes / Mosaïques et formats spéciaux / Mosaïke und Sonderformate

CHEVRON*



42,8x40cm
16³/₄"x16"
nat

STRIP*



20x120cm
8"x48"
nat

ABC*





A
27,9x27,9cm
11"x11"
nat



B
27,9x27,9cm
11"x11"
nat



C
27,9x27,9cm
11"x11"
nat



Realizzato con sistema di taglio a disco senza bisello. L'eventuale presenza di leggere irregolarità del bordo o di scostamenti dimensionali fino ad 1 mm è da ritenersi conforme.

Made with a disc cutting system without a bevel. Any slight irregularities of the edge or size deviations of up to 1 mm should be regarded as compliant.

Réalisé avec un système de découpe à disque sans biseau. L'éventuelle présence de légères irrégularités du bord ou de différences de dimension jusqu'à 1 mm est tout à fait conforme.

Mit einem Scheibenschnittsystem ohne Fase hergestellt. Eventuelle leichte Unregelmäßigkeiten an der Kante und Größenabweichungen bis zu 1 mm sind als konform anzusehen.


*disponibile in tutti i colori / available in all colors / disponible sur toutes les couleurs / Erhältlich für alle Farben

Pezzi speciali

Trims / Pièces spéciales / Formstücke

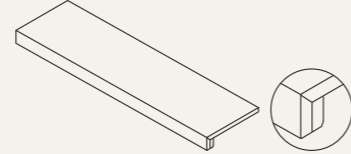
battiscopa*

5,5x60cm / 2¹/₆"x24" rett



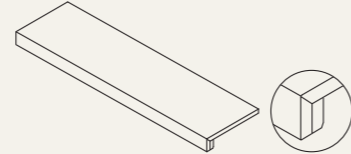
gradino plus***

35x120cm / 13³/₄"x48" rett



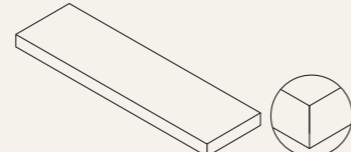
angolo sx gradino plus***

35x120cm / 13³/₄"x48" rett



angolo dx gradino plus***

35x120cm / 13³/₄"x48" rett



* Ogni scatola di mosaico ABC contiene 4 pezzi di ognuna delle 3 geometrie A, B e C, per un totale di 12 pezzi.

Le geometrie A, B e C non sono vendibili singolarmente.

Each box of ABC mosaic contains 4 pieces of each of the 3 A, B, and C designs, for a total of 12 pieces.

The A, B, and C designs cannot be sold individually.

Chaque carton de mosaïque ABC contient 4 pièces de chacune des 3 géométries A, B et C, soit un total de 12 pièces. Les géométries A, B et C ne peuvent être vendues séparément.

Jede Schachtel Mosaik ABC enthält jeweils 4 Stück der 3 Geometrien A, B und C, insgesamt 12 Stück.

Die Geometrien A, B und C sind nicht einzeln erhältlich.

**Su richiesta


Upon request

Sur demande

auf Anfrage

Mix & Match: Pigmenti e Bio Select

Alcuni abbinamenti suggeriti da Ferruccio Laviani / Some combinations suggested by Ferruccio Laviani / Quelques combinaisons recommandées par Ferruccio Laviani / Einige von Ferruccio Laviani empfohlene Kombinationen



Bio Recover.

wood

ABC



Golden Flame 20x180



Lea Ceramiche



Warm Cream 20x180



Golden Flame 20x180



Gres porcellanato
Porcelain stoneware
Grès cérame
Feinsteinzeug

Stonalizzazione	Resistenza allo scivolamento	Fuga minima consigliata
Shading / Denuançage / Spielfarbig	Slip resistance / Résistance au glissement / Rutschfestigkeit	Minimum suggested joint Joint minimum conseillé Empfohlene Fugenbreite
ANSI A137.1	DIN EN 16165 – Annex B R10 DIN EN 16165 – Annex A A+B BCR-TORTUS $\mu > 0,40$ ANSI A326.3 ID – DCOF \geq 0.42 (Dry) – NAT IW – DCOF \geq 0.42 (Wet) – NAT IW+ **	RECT 2 mm (INDOOR) NON RECT 3–4 mm Approx (INDOOR) OUTDOOR 5–6 mm Approx (*)
	**With the exception of areas characterized by a higher risk of slipping (such as public showers, indoor swimming pools, etc.) **à l'exception des zones caractérisées par un plus grand risque de glissade (comme les douches publiques, les piscines intérieures, etc.) **Ad eccezione delle zone caratterizzate da un maggior rischio di scivolamento (come docce pubbliche, piscine coperte, ecc.)	(*) Decisione a cura della Direzione Lavori / Codici di Posa Nazionali Decision by the Construction Manager / National Laying Standards Décision établie par la Direction des Travaux / Codes de Pose Nationaux Die Entscheidung wird von der Bauleitung / gemäß nationalen Vorschriften getroffen.

Bio Recover.



Spessore / Thickness / Epaisseur / Stärke
9,5mm (20x121,5) / 10,5mm (20x180)

PROTECT
ANTIBATTERICO - ANTIMICROBIAL

2 Colori / Colors / Couleurs / Farben

Warm
Cream

Golden
Flame



2 Formati / Sizes / Formats / Formate

gres porcellanato

20x121,5cm*
8"x48"

20x180cm
8"x72"

*non rettificato / not rectified / non rectifié / ungeschliffen

Imballi

Packing / Emballage / Verpackung

Articolo	Scatola			Pallet			kg	
	cm	inch	pz.	mq	scat.	mq		
Fondo	20x180	8"x71"	3	1,08	25,5	48	51,8	1.224,0
Fondo	20x121,5	8"x48"	6	1,46	32,3	24	35,0	774,7
Battiscopa	10x60	4"x24"	12	7,2 m.l.	16,0	56	403,2 m.l.	896,0

1 Finitura / Finish / Surface / Oberfläche

NAT



residenziale
residential
résidentiel
Wohnbereiche



commerciale leggero
light commercial
commercial léger
Leichte gewerbliche
Anwendungen



commerciale intensivo
intensive commercial
commercial intensif
Intensive gewerbliche
Anwendungen

Cement & Resin.

L'essenzialità di materiali come il cemento e la resina prende forma sulle superfici ceramiche attraverso texture e disegni avvolgenti. Il fascino dello stile industriale, così minimale e pulito, reinventa spazi domestici e architettura.

L'essentialité de matériaux tels que le ciment et la résine prend forme sur les surfaces céramiques grâce à des textures et des motifs enveloppants. Le charme du style industriel, si net et minimaliste, réinvente les espaces domestiques et l'architecture.

Essential materials such as concrete and resin take shape on ceramic surfaces through textures and enveloping designs. The charm of minimal, clean industrial style reinvents domestic spaces and architecture.

Die Essentialität von Materialien wie dem Zement und dem Harz nimmt durch faszinierende Strukturen und Designs auf den Keramikflächen Form an. Der Reiz des so minimalistischen und reinen Industriestils erfindet Wohnräume und die Architektur neu.



Masterpiece.
design Ferruccio Laviani
220 / 235



Concreto and Zoom.
design Fabio Novembre
236 / 255

cement & resin

ABC



Masterpiece.

design Ferruccio Laviani

WALL
Piece Light 60x120

FLOOR
Master Coal 120x120





WALL
Master Coal 120x120

FLOOR
Piece Alpi 120x120



Master Gray



Master Sand 120x120



WALL
Piece Siena 60x120
FLOOR
Master Sand 120x120



WALL
Piece Siena 30x60 - 60x120

FLOOR
Master White 120x120



WALL
Piece Moka 120x120

FLOOR
Master Brown 120x120

cement & resin
ABC
iii



FLOOR
Master Gray 120x120
Master Brown 120x120

Lea Ceramiche



Piece Light 120x120



Piece Dark



WALL
Piece Siena 30X60
FLOOR
Piece Dark 120x120

Gres porcellanato
Porcelain stoneware
Grès cérame
Feinsteinzeug

ABC



Stonalizzazione	Resistenza allo scivolamento	Fuga minima consigliata
Shading / Denuançage / Spielfarbig	Slip resistance / Résistance au glissement / Rutschfestigkeit	Minimum suggested joint Joint minimum conseillé Empfohlene Fugenbreite
ANSI A137.1	DIN EN 16165 – Annex B R10 (Nat) - R11 (Grip - Grip 20mm)	RECT 2 mm (INDOOR)
	DIN EN 16165 – Annex A A+B (Nat) - A+B+C (Grip - Grip 20mm)	OUTDOOR 5 mm Approx (*)
	B.C.R. - TORTUS $\mu > 0,40$	(*) Decisione a cura della Direzione Lavori / Codici di Posa Nazionali Decision by the Construction Manager / National Laying Standards Décision établie par la Direction des Travaux / Codes de Pose Nationaux Die Entscheidung wird von der Bauleitung / gemäß nationalen Vorschriften getroffen.
	ANSI A326.3 ID - DCOF \geq 0.42 P4 - GRIP IW - DCOF \geq 0.42 (Wet) - NAT IW+ ** - NAT EW - (Grip - Grip 20mm)	
	AS/NZS 4586 P4 - GRIP / P3 - NAT	
	BS EN 16165 - Annex C PTV 36+wet (Sl.96) - NAT Grip	
	**With the exception of areas characterized by a higher risk of slipping (such as public showers, indoor swimming pools, etc.) for which an Grip surface is recommended.	
	**à l'exception des zones caractérisées par un plus grand risque de glissade (comme les douches publiques, les piscines intérieures, etc.) pour lesquelles une surface antidérapante est recommandée.	
	**Ad eccezione delle zone caratterizzate da un maggior rischio di scivolamento (come docce pubbliche, piscine coperte, ecc.) per le quali si consiglia una superficie Grip.	

Imballi

Packing / Emballage / Verpackung

Articolo	Scatola			Pallet				
	cm	inch	pz.	mq	kg	scat.	mq	kg
Fondo	120x120	48"x48"	1	1,44	31,8	32	46,1	1017,6
Fondo	60x120	24"x48"	2	1,44	31,8	36	51,8	1.144,8
Fondo	60x60	24"x24"	4	1,44	31,8	32	46,1	1.017,6
Fondo	30x60	12"x24"	9	1,62	35,0	32	51,8	1.120,0
Mosaico 36	30x30	12"x12"	5	0,45	9,3	60	27,0	558,0
Mosaico Chip	30x30	12"x12"	5	0,45	9,3	60	27,0	558,0
Battiscopa	5,5x60	2"x24"	12	7,2 m.l	8,5	50	360 m.l.	426,0
Gradino plus	35x120	13 ^{3/4} "x48"	2	0,84	34,0	12	10,1	408,0
Angolo gradino plus	35x120	13 ^{3/4} "x48"	1	0,42	17,0	24	10,1	408,0
Fondo (20mm)	60x120	24"x48"	1	0,72	32,5	36	25,9	1.170,0

2 Finiture / Finishes / Surfaces / Oberfläche

NAT



residenziale
résidentiel
Wohnbereiche



commerciale leggero
light commercial
commercial léger
Leichte gewerbliche
Anwendungen



commerciale intensivo
intensive commercial
commercial intensif
Intensive gewerbliche
Anwendungen

GRIP



esterno
outdoor
extérieur
Außenbereiche

Lea Ceramiche

Masterpiece.

design Ferruccio Laviani



Spessore / Thickness / Epaisseur / Stärke
9mm

10 Colori / Colors / Couleurs / Farben

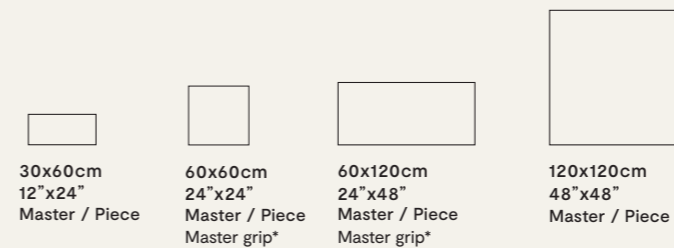


Master




Piece

4 Formati / Sizes / Formats / Formate



Spessore / Thickness / Epaisseur / Stärke
20mm



**60x120cm
24"x48"
Master grip L2*

* Escluso Master Brown - Except Master Brown

** Protezione antibatterica non presente
No antimicrobial protection



Esplora Masterpiece su real.leaceramiche.com
Explore Masterpiece on real.leaceramiche.com

PROTECT
ANTIBATTERICO - ANTIMICROBIAL

Awards



archproducts
DESIGN AWARDS



SUSTAINABILITY
MENTION



MENTION ON
ADI DESIGN INDEX

gres porcellanato



Safetouch
ANTIBATTERICO

L2 - 20mm



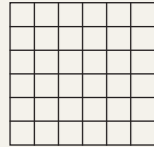
Mosaici

Mosaics / Mosaïques / Mosaik


Pezzi speciali

Trims / Pièces spéciales / Formstücke

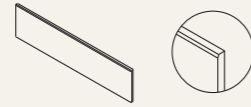
MOSAICO 36
30x30cm / 12"x12"
MASTER



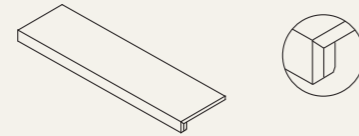
MOSAICO CHIP
30x30cm / 12"x12"
PIECE



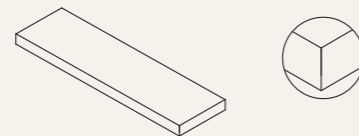
battiscopa*
5,5x60cm / 2"x24" rett



gradino plus**
35x120cm / 13^{3/4}"x48" rett



angolo dx / sx gradino plus**
35x120cm / 13^{3/4}"x48" rett



SUPERFICI CERAMICHE PIÙ LISCE E GRADEVOLI AL TATTO, CON ELEVATI STANDARD DI RESISTENZA ALLO SCIVOLAMENTO.
SMOOTHER CERAMIC SURFACES THAT ARE MORE PLEASING TO THE TOUCH, WITH HIGH STANDARDS OF SLIP RESISTANCE.
SURFACES EN CÉRAMIQUE PLUS LISSES ET PLUS AGRÉABLES AU TOUCHER, AVEC UN HAUT NIVEAU DE RÉSISTANCE AU GLISSEMENT.
BESONDERS GLATTE, SICH ANGENEHM ANFÜHLENDE KERAMIKBELÄGE MIT HOHER RUTSCHFESTIGKEIT.



1. MORBIDA AL TATTO E RUVIDITÀ MINIMA
Soft to the touch and smoother
Douce au toucher et rugosité minimale
Weiche Haptik und geringste Rauheit



2. RESISTENZA ALLO SCIVOLAMENTO GARANTITA - R10
Guaranteed slip resistance - R10
Résistance au glissement garantie - R10
Garantiert rutschfest - R10




3. IGIENICA E FACILE DA PULIRE
Hygienic and easy to clean
Hygénique et facile à nettoyer
Hygienisch und leicht zu reinigen



Safetouch
Soft and safe surfaces
Nat

Mix & Match: Pigmenti e Masterpiece

Alcuni abbinamenti suggeriti da Ferruccio Laviani / Some combinations suggested by Ferruccio Laviani /
Quelques combinaisons recommandées par Ferruccio Laviani / Einige von Ferruccio Laviani empfohlene Kombinationen



Concreto and Zoom.

design Fabio Novembre

RECEPTION DESK
Concreto Rust

WALL
Foam Medium 120x260
Dark 120x260

FLOOR
Concreto Medium 120x260



WALL
Concrete Medium 120x260
Concrete Extra Light 120x260

FLOOR
Concrete Extra Light 120x120



Concrete Medium



Zoom Mix 20

Ⓢ COUNTER
Concrete Rust

Ⓢ WALL
Concrete Rust 120x260

Ⓢ FLOOR
Tide Medium 120x260





⌚ WALL
Dark 120x260
Concrete Light 60x120

⌚ FLOOR
Concrete Dark 120x120



⌚ Concrete Light 60x120

WALL
Concrete Extralight 120x260

EXTERNAL FLOOR
Concrete Medium L2 90x90 grip

FLOOR
Concrete Medium 90x90 nat

Concreto and Zoom.



design Fabio Novembre




Spessore / Thickness / Epaisseur / Stärke
6mm

PROTECT
ANTIBATTERICO - ANTIMICROBIAL

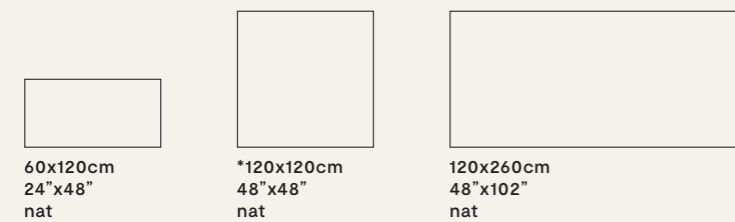
5 Colori / Colors / Couleurs / Farben

Award



3 Formati / Sizes / Formats / Formate ^{LR^T}

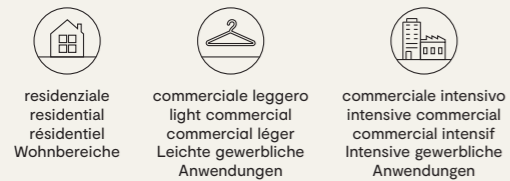
S LIMTECH



* Disponibile in **Slimtech 6plus**
rinforzato con fibra di vetro
Available in **Slimtech 6plus**
reinforced with fibreglass

1 Finitura / Finish / Surface / Oberfläche

NAT



residenziale
residential
résidentiel
Wohnbereiche

commerciale leggero
light commercial
commercial léger
Leichte gewerbliche
Anwendungen


commerciale intensivo
intensive commercial
commercial intensif
Intensive gewerbliche
Anwendungen



Spessore / Thickness / Epaisseur / Stärke
9,5mm

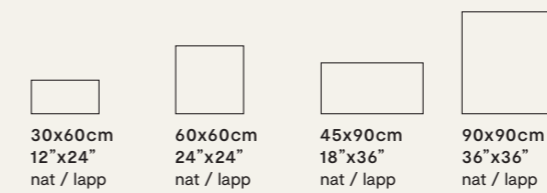
PROTECT
ANTIBATTERICO - ANTIMICROBIAL

4 Colori / Colors / Couleurs / Farben




4 Formati / Sizes / Formats / Formate ^{LR^T}

P gres porcellanato



Spessore / Thickness / Epaisseur / Stärke
20mm

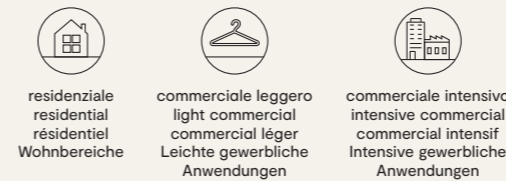
L2 - 20mm



90x90cm*
36"x36"
grip

3 Finiture / Finishes / Surfaces / Oberfläche

NAT

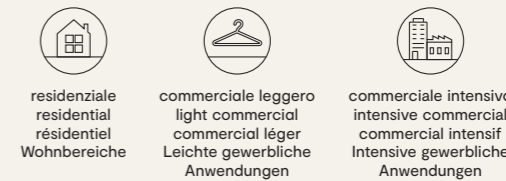


residenziale
residential
résidentiel
Wohnbereiche

commerciale leggero
light commercial
commercial léger
Leichte gewerbliche
Anwendungen

commerciale intensivo
intensive commercial
commercial intensif
Intensive gewerbliche
Anwendungen

LAPP



residenziale
residential
résidentiel
Wohnbereiche

commerciale leggero
light commercial
commercial léger
Leichte gewerbliche
Anwendungen

commerciale intensivo
intensive commercial
commercial intensif
Intensive gewerbliche
Anwendungen

GRIP



esterno
outdoor
extérieur
Außenbereiche

* Protezione antibatterica non presente
No antimicrobial protection




Varianti

Variations / Variantes / Varianten


Foam

Concreto Medium



Tide

Concreto Medium




Decori

Decors / Decors / Dekore

Concreto Extra Light



Concreto Light



Drops Gold*

Concreto Medium




Formati ^{RT1}

Sizes / Formats / Formate



120x120cm
48"x48"



120x260cm
48"x102"

Formati ^{RT1}


Sizes / Formats / Formate



60x120cm
24"x48"



120x120cm
48"x48"



120x260cm
48"x102"

Concreto Dark



Concreto Rust




*A pavimento: solo per ambienti residenziali
Floor coverings: just in residential spaces
Au sol: pour les environnements résidentiels uniquement
Auf dem Boden: nur für Wohnumgebungen



Zoom


Zoom Mix

Zoom Mix 60



60x60cm
24"x24"

Zoom Mix 20



20x20cm
8"x8"

Formati Zoom mix ^{LR}

Sizes / Formats / Formate



60x60cm
24"x24"
Zoom Mix 60



20x20cm
8"x8"
Zoom Mix 20

Zoom Mix 20 è composto da 16 grafiche differenti da miscelare. Il mix visualizzato non è vincolante, se ne consiglia la posa random.

Zoom Mix 60 è composto da 16 grafiche differenti da miscelare. Il mix visualizzato non è vincolante, se ne consiglia la posa random. Il packaging prevede colli da 4 pezzi con grafiche casuali: si consiglia di prevedere l'acquisto di una piccola % di materiale in più rispetto allo standard per favorire una migliore composizione delle grafiche nella fase di posa.

Zoom Mix 20 is composed of 16 different patterns designed to be mixed together. The displayed mix is not obligatory; we recommend random installation.

Zoom Mix 60 is composed of 16 different patterns designed to be mixed together. The packaging includes packages of 4 pcs with random patterns: we recommend that you purchase a small percentage of extra material to facilitate the composition of the patterns in the installation stage.

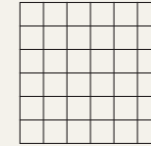
Mosaici

Mosaics / Mosaiques / Mosaik

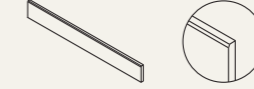
Pezzi speciali

Trims / Pièces spéciales / Formstücke

MOSAICO 36
30x30cm / 12"x12"
nat / lapp



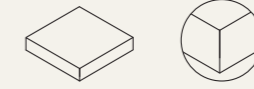
battiscopa
5,5x60cm / 2¹¹/₆₄"x24" rett
nat / lapp



gradino plus*
35x60cm / 13³/₄"x24" rett
nat / lapp / grip



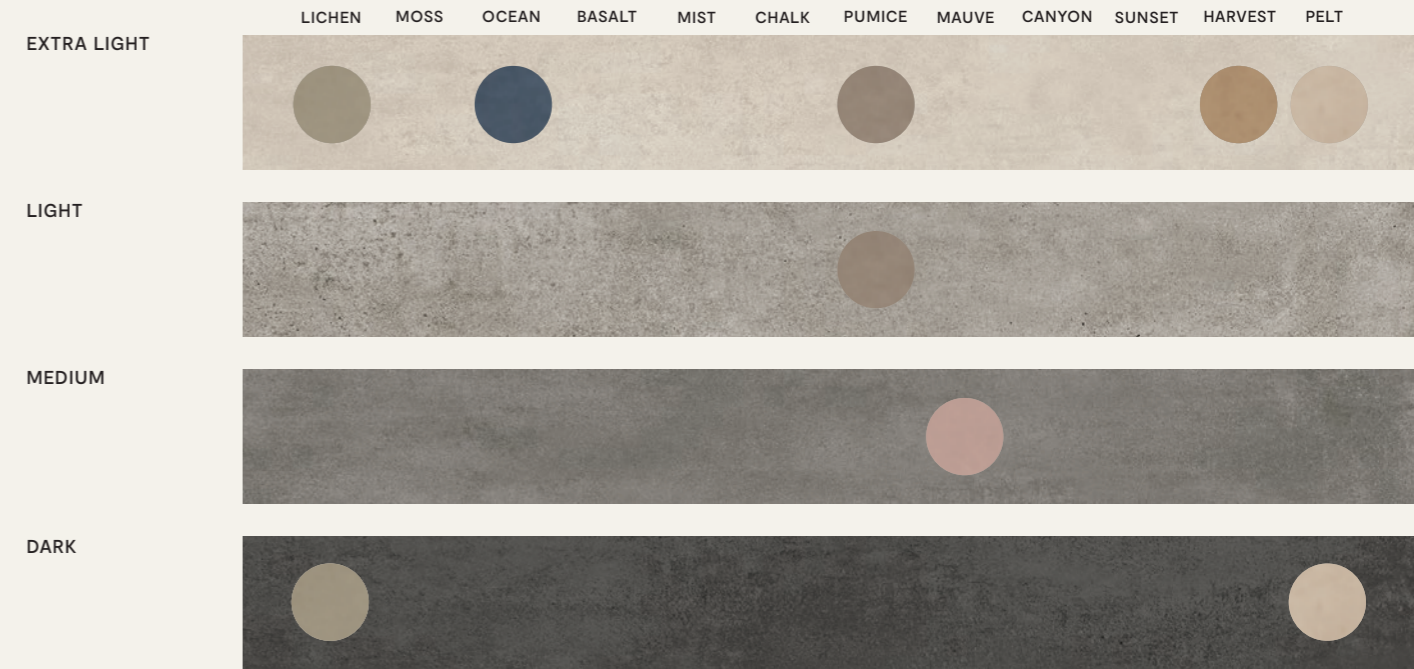
angolo gradino sx/dx plus*
35x35cm / 13³/₄"x13³/₄" rett
nat / lapp / grip



*Su richiesta
Upon request
Sur demande
auf Anfrage

Mix & Match: Pigmenti e Concreto

Alcuni abbinamenti suggeriti da Ferruccio Laviani / Some combinations suggested by Ferruccio Laviani / Quelques combinaisons recommandées par Ferruccio Laviani / Einige von Ferruccio Laviani empfohlene Kombinationen





Gres porcellanato laminato
Laminated porcelain stoneware
Grès cérame laminé
Laminiertes Feinsteinzeug



Stonalizzazione	Resistenza allo scivolamento	Fuga minima consigliata
Shading / Denuançage / Spielfarbig	Slip resistance / Résistance au glissement / Rutschfestigkeit	Minimum suggested joint / Joint minimum conseillé / Empfohlene Fugenbreite
ANSI A137.3	DIN EN 16165 – Annex B R10	Posa a Parete / Wall / Mur / Wand 1 mm (INDOOR)
	BCR-TORTUS $\mu >0,40$	Posa a Pavimento / Floor / Sol / Boden 2 mm (INDOOR)
	ANSI A326.3 ID - DCOF \geq 0.42 (Dry) - NAT IW - DCOF \geq 0.42 (Wet) - NAT IW+ ** - NAT	OUTDOOR Vedi Manuale Tecnico Slimtech / See Slimtech Technical Manual
	<p>**With the exception of areas characterized by a higher risk of slipping (such as public showers, indoor swimming pools, etc.)</p> <p>**à l'exception des zones caractérisées par un plus grand risque de glissade (comme les douches publiques, les piscines intérieures, etc.)</p> <p>**Ad eccezione delle zone caratterizzate da un maggior rischio di scivolamento (come docce pubbliche, piscine coperte, ecc.)</p>	

Imballi

Packing / Emballage / Verpackung

Articolo	Scatola			Pallet				
	cm	inch	pz.	mq	kg	scat.	mq	kg
 Fondo	120x260	48"x102"	1	3,12	44,0	18	56,2	792,0
Fondo	120x120	48"x48"	2	2,88	40,6	24	69,1	974,4
Fondo	60x120	24"x48"	3	2,16	30,3	16	34,6	484,8
Decoro Drops Gold	120x260	48"x102"	1	3,12	44,0	18	56,2	792,0
Decoro Drops Gold	120x120	48"x48"	2	2,88	40,6	24	69,1	974,4
Decoro Drops Gold	60x120	24"x48"	3	2,16	30,3	32	69,1	968,0
 Fondo 6plus	120x120	48"x48"	2	2,88	41,2	24	69,1	988,8



Gres porcellanato
Porcelain stoneware
Grès cérame
Feinsteinzeugs



Stonalizzazione	Resistenza allo scivolamento	Fuga minima consigliata
Shading / Denuançage / Spielfarbig	Slip resistance / Résistance au glissement / Rutschfestigkeit	Minimum suggested joint / Joint minimum conseillé / Empfohlene Fugenbreite
ANSI A137.1	DIN EN 16165 – Annex B R10 (Nat) R11 (20mm)	RECT 2 mm (INDOOR)
	DIN EN 16165 – Annex A A+B (Nat) A+B+C (20mm)	OUTDOOR 5 mm Approx (*)
	BCR-TORTUS $\mu >0,40$ (Nat - 20mm)	
	ANSI A326.3 ID - DCOF \geq 0.42 (Dry) (Nat, Lap) IW - DCOF \geq 0.42 (Wet) (Nat, Lap) IW+ ** (Nat) EW (Grip 20mm)	
	AS/NZS 4586 P3 (Nat) P4 (20mm)	
	BS EN 16165 – Annex C PTV 36+ WET (SI.96) (Nat) PTV 36+ WET (SI.96 - SI.55) (20mm)	
	<p>(*) Decisione a cura della Direzione Lavori / Codici di Posa Nazionali Decision by the Construction Manager / National Laying Standards Décision établie par la Direction des Travaux / Codes de Pose Nationaux Die Entscheidung wird von der Bauleitung / gemäß nationalen Vorschriften getroffen.</p> <p>**With the exception of areas characterized by a higher risk of slipping (such as public showers, indoor swimming pools, etc.) for which an Grip surface is recommended.</p> <p>**à l'exception des zones caractérisées par un plus grand risque de glissade (comme les douches publiques, les piscines intérieures, etc.) pour lesquelles une surface antidérapante est recommandée.</p> <p>**Ad eccezione delle zone caratterizzate da un maggior rischio di scivolamento (come docce pubbliche, piscine coperte, ecc.) per le quali si consiglia una superficie Grip.</p>	

Imballi

Packing / Emballage / Verpackung

Articolo	Scatola			Pallet				
	cm	inch	pz.	mq	kg	scat.	mq	kg
 Fondo	30x60	12"x24"	8	1,44	31,8	32	46,1	1.017,6
Fondo	60x60	24"x24"	4	1,44	31,8	32	46,1	1.017,6
Fondo	90x90	36"x36"	2	1,62	33,6	25	40,5	840,0
Fondo	45x90	18"x36"	3	1,22	25,2	32	38,9	806,4
Zoom Mix 60	60x60	24"x24"	4	1,44	31,8	32	46,1	1.017,6
Zoom Mix 20	20x20	8"x8"	23	0,92	20,7	45	41,4	931,5
Mosaico 36	30x30	12"x12"	5	0,45	9,5	60	27,0	570,0
Battiscopa	5,5x60	2 ^{11/64"} x24"	12	7,2 m.l.	8,5	50	360 m.l.	426,0
Gradino plus	35x60	13 ^{3/4"} x24"	4	0,84	20,1	16	13,4	322,2
Angolo gradino plus	35x35	13 ^{3/4"} x13 ^{3/4"}	2	0,25	7,6	36	8,8	273,6
 L2 (20mm)	90x90	36"x36"	1	0,81	37,3	30	24,3	1.119,0

02b.

Marble.

La memoria delle essenze marmoree, con la monumentale bellezza delle venature, prende vita attraverso le superfici ceramiche e restituisce una nuova materia dal forte valore espressivo ed emozionale.

La mémoire des types de marbres, avec la beauté monumentale des marbrures, prend vie grâce aux surfaces céramiques et redonne un nouveau matériau à forte valeur expressive et émotionnelle.

The memory of marble essences with the monumental beauty of grains comes to life through ceramic surfaces and results in a new material with a strong expressive and emotional value.

Die Erinnerung an die Marmorsorten mit der unbeschreiblichen Schönheit der Maserungen erwacht durch die Keramikflächen zu neuem Leben und gibt ein sehr ausdrucksstarkes und emotionales Material zurück.

Ⓢ **Synesthesia.**
258 / 273

Ⓢ Ⓢ **Delight.**
274 / 289

Ⓢ **Dreaming.**
290 / 297

Synesthesia.

marble

ABC



WALL
Chain Pure Statuario Lev 120x278

FLOOR
Pure Statuario lev 120x120

Lea Ceramiche

258 — 259



Calacatta Emerald smooth



WALL
Calacatta Emerald 120x278 lev

FLOOR
Calacatta Emerald 60x120 lev

WALL
Gray Marble 120x278 lev

FLOOR
Gray Marble 120x120 lev





Smooth



Lev



marble

ABC



WALL
Chain Golden Borg 120x278 lev



FLOOR
Golden Borg 120x120 lev

Lea Ceramiche



Golden Borg 120x278 lev / smooth

266 — 267

Synesthesia

Gres porcellanato laminato
Laminated porcelain stoneware
Grès cérame laminé
Laminiertes Feinsteinzeug




Esplora Synesthesia su real.leaceramiche.com
Explore Synesthesia on real.leaceramiche.com

Synesthesia.




Spessore / Thickness / Epaisseur / Stärke
6mm

PROTECT
ANTIBATTERICO - ANTIMICROBIAL

Stonalizzazione	Resistenza allo scivolamento	Fuga minima consigliata
Shading / Denuançage / Spielfarbig	Slip resistance / Résistance au glissement / Rutschfestigkeit	Minimum suggested joint / Joint minimum conseillé / Empfohlene Fugenbreite
ANSI A137.3	ANSI A326.3 ID - DCOF _{≥0.42} (DRY) LEV - SMOOTH	Posa a Parete / Wall / Mur / Wand 1 mm (INDOOR)
 V4		Posa a Pavimento / Floor / Sol / Boden 2 mm (INDOOR)
		OUTDOOR Vedi Manuale Tecnico Slimtech / See Slimtech Technical Manual

4 Colori / Colors / Couleurs / Farben



3 Formati / Sizes / Formats / Formate ^{LR^T}

SLIMTECH

		
60x120cm 24"x48" lev / smooth	*120x120cm 48"x48" lev / smooth	120x278cm 48"x109" lev / smooth





* 120x120 finitura lev disponibile anche in **Slimtech 6plus** rinforzato con fibra di vetro

120x120 lev finish also available in **Slimtech 6plus** reinforced with fibreglass

Imballi

Packing / Emballage / Verpackung

Articolo	cm		inch		Scatola		Pallet		
	cm	inch	pz.	m ²	kg	scat.	m ²	kg	
 Fondo	60x120	24"x48"	3	2,16	30,3	16	34,6	484,8	
Fondo	120x120	48"x48"	2	2,88	39,8	24	69,1	955,2	
Butterfly - Chain	120x278	48"x109"	1	3,34	47,0	18	60,0	846,0	
Fondo	120x278	48"x109"	1	3,34	47,0	18	60,0	846,0	
 Fondo 6plus	120x120	48"x48"	2	2,88	41,2	24	69,1	988,8	

2 Finiture / Finishes / Surfaces / Oberfläche

LEV



residenziale
résidentiel
Wohnbereiche



commerciale leggero
light commercial
commercial léger
Leichte gewerbliche
Anwendungen

SMOOTH



residenziale
résidentiel
Wohnbereiche



commerciale leggero
light commercial
commercial léger
Leichte gewerbliche
Anwendungen




Decori


Decors / Decors / Dekore

Chain 120x278cm 48"x109"

Golden Borg Lev A



Golden Borg Lev B




Golden Borg Lev C




Golden Borg Lev D



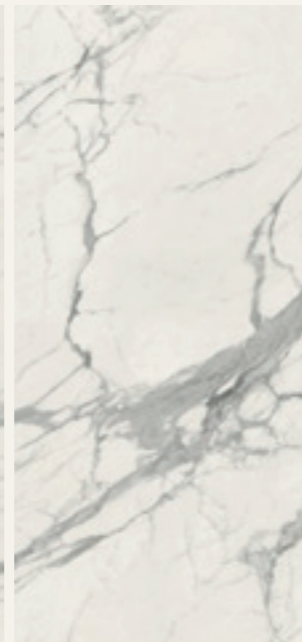
Pure Statuario Lev A



Pure Statuario Lev B



Pure Statuario Lev C



Pure Statuario Lev D



L'immagine è puramente indicativa. La grafica di CHAIN può presentare discontinuità di vena nel passaggio tra le lastre, al pari del materiale naturale. Eventuali differenze fino a 1,5 cm sono dunque da considerarsi caratteristica del prodotto.

The picture is purely illustrative. The graphic design of CHAIN may result in discontinuities in the veining between panels, as with the natural material. Discontinuities of up to 1.5 cm are not defects, but are characteristic of the product.

L'image n'est donnée qu'à titre indicatif. Le graphisme de CHAIN peut présenter une discontinuité du veinage dans le passage entre les dalles, tout comme le matériau naturel. Toute différence jusqu'à 1,5 cm doit donc être considérée comme une caractéristique du produit.

Die Abbildung ist rein indikativ. Die Grafik CHAIN kann wie beim natürlichen Material Maserungs-Diskontinuitäten beim Übergang zwischen den Platten aufweisen. Eventuelle Unterschiede bis zu 1,5 cm gelten daher als produkttypisch.

A	B	C	D
---	---	---	---

Acquistabile solo a composizione completa. / Can only be purchased as a complete composition. / Cette composition ne peut être vendue séparément, mais en un ensemble unique. / Nur in voller Zusammensetzung erhältlich.





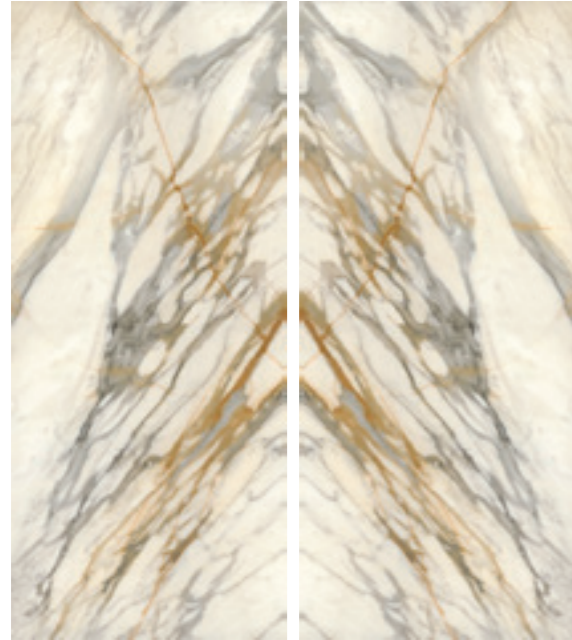
Decori

Decors / Decors / Dekore

Butterfly 120x278cm 48"x109"

Golden Borg Lev A

Golden Borg Lev B



L'immagine è puramente indicativa. La grafica di BUTTERFLY può presentare discontinuità di vena nel passaggio tra le lastre, al pari del materiale naturale. Eventuali differenze fino a 1,5 cm sono dunque da considerarsi caratteristica del prodotto.

The picture is purely illustrative. The graphic design of BUTTERFLY may result in discontinuities in the veining between panels, as with the natural material. Discontinuities of up to 1.5 cm are not defects, but are characteristic of the product.

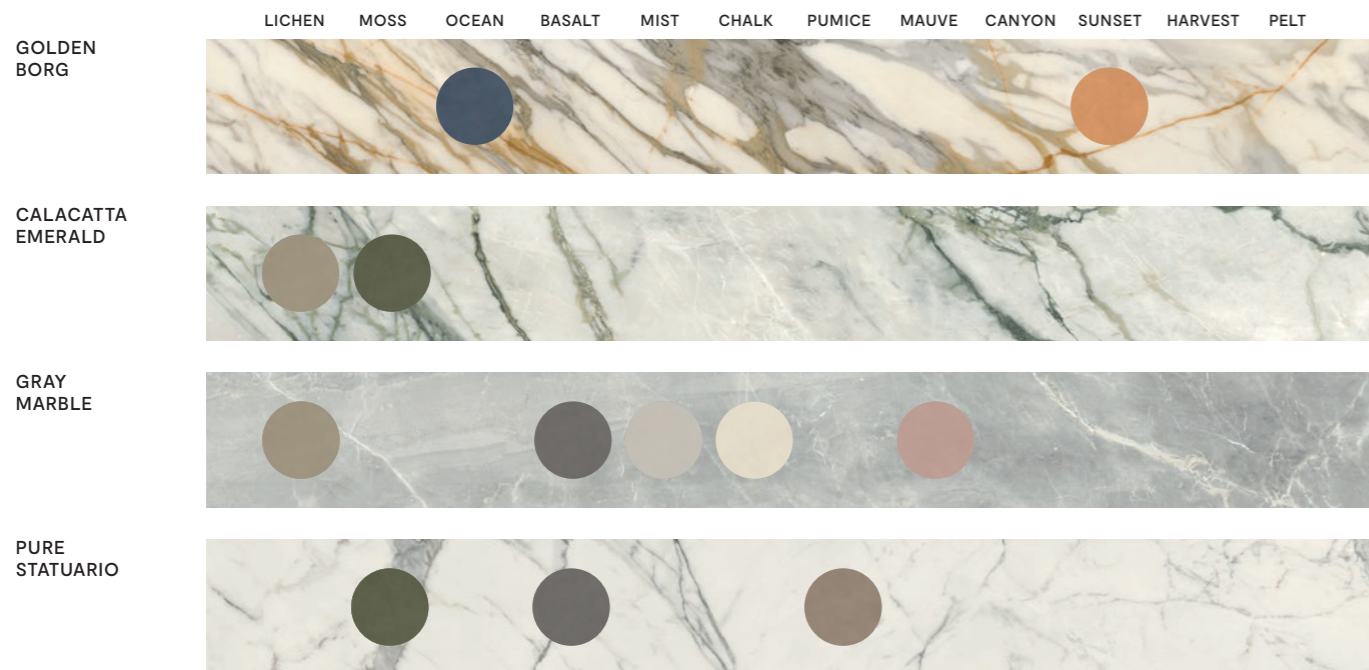
L'image n'est donnée qu'à titre indicatif. Le graphisme de BUTTERFLY peut présenter une discontinuité du veinage dans le passage entre les dalles, tout comme le matériau naturel. Toute différence jusqu'à 1,5 cm doit donc être considérée comme une caractéristique du produit.

Die Abbildung ist rein indikativ. Die Grafik BUTTERFLY kann wie beim natürlichen Material Maserungs-Diskontinuitäten beim Übergang zwischen den Platten aufweisen. Eventuelle Unterschiede bis zu 1,5 cm gelten daher als produkttypisch.



Mix & Match: Pigmenti e Synesthesia

Alcuni abbinamenti suggeriti da Ferruccio Laviani / Some combinations suggested by Ferruccio Laviani / Quelques combinaisons recommandées par Ferruccio Laviani / Einige von Ferruccio Laviani empfohlene Kombinationen



WALL Butterfly Golden Borg 120x278 lev

FLOOR Golden Borg 120x120 lev

marble

ABC



Delight.


SHOWER
Mosaico 36
Marquina Nero lux

WALL
Marquina Nero 60x120 lux

FLOOR
Marquina Nero 60x60 lux

Lea Ceramiche

274 — 275



FLOOR Calacatta Oro 120x120 nat
WALL Butterfly Calacatta Oro 120x260 lev



FLOOR Calacatta Oro 90x90 nat
TABLE Calacatta Oro 120x260 touch



DESK
Marquina Nero lev

WALL
Butterfly Venato Bianco
120x260 lev

FLOOR
Venato Bianco 120x260 touch

WALL
Invisible Light 12 x 90 lev

FLOOR
Invisible Light 60x120 lux



WALL
Invisible Light 120x260 touch

FLOOR
Invisible Light 120x120 touch




Delight.



Spessore / Thickness / Epaisseur / Stärke
6mm

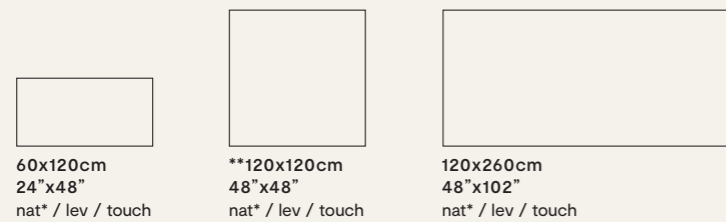
PROTECT
ANTIBATTERICO - ANTIMICROBIAL

4 Colori / Colors / Couleurs / Farben



3 Formati / Sizes / Formats / Formate ^{LR^T}

S LIMTECH



* 120x120 finitura lev disponibile anche in **Slimtech plus** rinforzato con fibra di vetro
120x120 lev finish also available in **Slimtech plus** reinforced with fibreglass



*colore disponibile: / available color: / couleur disponible: / Farbe erhältlich:
Calacatta Oro

3 Finiture / Finishes / Surfaces / Oberfläche

NAT



residenziale
résidentiel
Wohnbereiche



commerciale leggero
light commercial
commercial léger
Leichte gewerbliche
Anwendungen



commerciale intensivo
intensive commercial
commercial intensif
Intensive gewerbliche
Anwendungen

LEV



residenziale
résidentiel
Wohnbereiche



commerciale leggero
light commercial
commercial léger
Leichte gewerbliche
Anwendungen

TOUCH^{***}



residenziale
résidentiel
Wohnbereiche

*** Stoccare i prodotti in un luogo asciutto e al riparo da agenti atmosferici.
Store the products in a dry place, protected from the effects of the weather.
Stocker les produits dans un endroit sec à l'abri des agents atmosphériques.
Die Produkte müssen an einem trockenen und vor Witterungseinflüssen geschützten Ort gelagert werden.




Esplora Delight su real.leaceramiche.com
Explore Delight on real.leaceramiche.com



Spessore / Thickness / Epaisseur / Stärke
9,5mm

PROTECT
ANTIBATTERICO - ANTIMICROBIAL

4 Colori / Colors / Couleurs / Farben



4 Formati / Sizes / Formats / Formate ^{LR^T}

S gres porcellanato



*colore disponibile: / available color: / couleur disponible: / Farbe erhältlich:
Calacatta Oro

2 Finiture / Finishes / Surfaces / Oberfläche

NAT



residenziale
résidentiel
Wohnbereiche



commerciale leggero
light commercial
commercial léger
Leichte gewerbliche
Anwendungen



commerciale intensivo
intensive commercial
commercial intensif
Intensive gewerbliche
Anwendungen

LUX



residenziale
résidentiel
Wohnbereiche



commerciale leggero
light commercial
commercial léger
Leichte gewerbliche
Anwendungen

WALL Chain Calacatta Oro 120x260 lev
 FLOOR Calacatta Oro 120x120 lev



Decori

Decors / Decors / Dekore

Chain 120x260cm 48"x102"

Calacatta Oro Lev A

Calacatta Oro Lev B

Calacatta Oro Lev C

Calacatta Oro Lev D



Acquistabile solo a composizione completa. / Can only be purchased as a complete composition. / Cette composition ne peut être vendue séparément, mais en un ensemble unique. / Nur in voller Zusammensetzung erhältlich.

A	B	C	D
---	---	---	---


Butterfly 120x260cm 48"x102"

Calacatta Oro Lev A

Calacatta Oro Lev B

Venato Bianco Lev A

Venato Bianco Lev B



L'immagine è puramente indicativa. La grafica di CHAIN e BUTTERFLY può presentare discontinuità di vena nel passaggio tra le lastre, al pari del materiale naturale. Eventuali differenze fino a 1,5 cm sono dunque da considerarsi caratteristica del prodotto.

The picture is purely illustrative. The graphic design of CHAIN and BUTTERFLY may result in discontinuities in the veining between panels, as with the natural material. Discontinuities of up to 1.5 cm are not defects, but are characteristic of the product.

L'image n'est donnée qu'à titre indicatif. Le graphisme de CHAIN et BUTTERFLY peut présenter une discontinuité du veinage dans le passage entre les dalles, tout comme le matériau naturel. Toute différence jusqu'à 1,5 cm doit donc être considérée comme une caractéristique du produit.

Die Abbildung ist rein indikativ. Die Grafik CHAIN und BUTTERFLY kann wie beim natürlichen Material Maserungs-Diskontinuitäten beim Übergang zwischen den Platten aufweisen. Eventuelle Unterschiede bis zu 1,5 cm gelten daher als produkttypisch.

A	B
---	---



Decorì

Decors / Articles / Dekore

ABC



JOY

Calacatta Oro
30x60cm / 12"x24"
lux




CHIC

Calacatta Oro
30x60cm / 12"x24"
lux



MOSAICO 36

Calacatta Oro
30x30cm / 12"x12"
nat / lux



MOSAICO CODE


Mar_Cal
30x30cm / 12"x12"
lux



Venato Bianco
30x60cm / 12"x24"
lux




Venato Bianco
30x60cm / 12"x24"
lux



Venato Bianco
30x30cm / 12"x12"
lux



Mar_Ven
30x30cm / 12"x12"
lux



Invisible Light
30x60cm / 12"x24"
lux




Invisible Light
30x60cm / 12"x24"
lux




Invisible Light
30x30cm / 12"x12"
lux




Marquina Nero
30x60cm / 12"x24"
lux



Marquina Nero
30x60cm / 12"x24"
lux



Marquina Nero
30x30cm / 12"x12"
lux



Mix & Match: Pigmenti e Delight

Alcuni abbinamenti suggeriti da Ferruccio Laviani / Some combinations suggested by Ferruccio Laviani / Quelques combinaisons recommandées par Ferruccio Laviani / Einige von Ferruccio Laviani empfohlene Kombinationen

LICHEN MOSS OCEAN BASALT MIST CHALK PUMICE MAUVE CANYON SUNSET HARVEST PELT

CALACATTA ORO

VENATO BIANCO


INVISIBLE LIGHT

MARQUINA NERO




Gres porcellanato laminato
Laminated porcelain stoneware
Grès cérame laminé
Laminiertes Feinsteinzeug



Stonalizzazione	Resistenza allo scivolamento	Fuga minima consigliata
Shading / Denuançage / Spielfarbig	Slip resistance / Résistance au glissement / Rutschfestigkeit	Minimum suggested joint / Joint minimum conseillé / Empfohlene Fugenbreite
ANSI A137.3	DIN EN 16165 – Annex B R9 (Nat) BCR-TORTUS $\mu > 0,40$ (Nat)	Posa a Parete / Wall / Mur / Wand 1 mm (INDOOR)
	ANSI A326.3 ID - DCOF \geq 0.42 (Dry) - NAT, LEV, TOUCH IW - DCOF \geq 0.42 (Wet) - NAT IW+ ** - NAT	Posa a Pavimento / Floor / Sol / Boden 2 mm (INDOOR)
	**With the exception of areas characterized by a higher risk of slipping (such as public showers, indoor swimming pools, etc.) **à l'exception des zones caractérisées par un plus grand risque de glissade (comme les douches publiques, les piscines intérieures, etc.) **Ad eccezione delle zone caratterizzate da un maggior rischio di scivolamento (come docce pubbliche, piscine coperte, ecc.)	OUTDOOR Vedi Manuale Tecnico Slimtech / See Slimtech Technical Manual



Gres porcellanato
Porcelain stoneware
Grès cérame
Feinsteinzeugs



Stonalizzazione	Resistenza allo scivolamento	Fuga minima consigliata
Shading / Denuançage / Spielfarbig	Slip resistance / Résistance au glissement / Rutschfestigkeit	Minimum suggested joint / Joint minimum conseillé / Empfohlene Fugenbreite
ANSI A137.1	DIN EN 16165 – Annex B R9 (Nat) BCR-TORTUS $\mu > 0,40$ (Nat)	RECT 2 mm (INDOOR)
	ANSI A326.3 ID - DCOF \geq 0.42 (Dry) - NAT, LUX IW - DCOF \geq 0.42 (Wet) - NAT IW+ ** - NAT	OUTDOOR 5 mm Approx (*)
	**With the exception of areas characterized by a higher risk of slipping (such as public showers, indoor swimming pools, etc.) **à l'exception des zones caractérisées par un plus grand risque de glissade (comme les douches publiques, les piscines intérieures, etc.) **Ad eccezione delle zone caratterizzate da un maggior rischio di scivolamento (come docce pubbliche, piscine coperte, ecc.)	(*) Decisione a cura della Direzione Lavori / Codici di Posa Nazionali Decision by the Construction Manager / National Laying Standards Décision établie par la Direction des Travaux / Codes de Pose Nationaux Die Entscheidung wird von der Bauleitung / gemäß nationalen Vorschriften getroffen.

Imballi

Packing / Emballage / Verpackung


Articolo	Scatola			Pallet				
	cm	inch	pz.	mq	kg	scat.	mq	kg
 Fondo	120x260	48"x102"	1	3,12	43,1	18	56,2	775,8
Fondo	120x120	48"x48"	2	2,88	39,8	24	69,1	955,2
Fondo	60x120	24"x48"	3	2,16	30,3	16	34,6	484,8
Butterfly - Chain	120x260	48"x102"	1	3,12	43,1	18	56,2	775,8
 Fondo 6 plus	120x120	48"x48"	2	2,88	41,2	24	69,1	988,8

Pezzi speciali

Trims / Pièces spéciales / Formstücke


*disponibile in tutti i colori
available in all colors
disponible sur toutes les couleurs
Erhältlich für alle Farben

**Su richiesta
Upon request
Sur demande
auf Anfrage

battiscopa* 5,5x60cm / 2 ¹¹ / ₆₄ "x24" rett nat / lux	gradino plus** 35x120cm / 13 ³ / ₄ "x48" rett nat / lux	angolo sx gradino plus** 35x120cm / 13 ³ / ₄ "x48" rett nat / lux	angolo dx gradino plus** 35x120cm / 13 ³ / ₄ "x48" rett nat / lux
			

Imballi

Packing / Emballage / Verpackung

Articolo	Scatola			Pallet				
	cm	inch	pz.	mq	kg	scat.	mq	kg
 Fondo	30x60	12"x24"	8	1,44	31,8	32	46,1	1.017,6
Fondo	60x60	24"x24"	4	1,44	31,8	32	46,1	1.017,6
Fondo	60x120	24"x48"	2	1,44	31,8	36	51,8	1.144,8
Fondo	88x88	34 ⁵ / ₈ "x34 ⁵ / ₈ "	2	1,55	33,6	25	38,7	840,0
Fondo	90x90	36"x36"	2	1,62	33,6	25	40,5	840,0
Chic	30x60	12"x24"	5	0,90	19,5	-	-	-
Joy	30x60	12"x24"	4	0,72	15,7	-	-	-
Mosaico 36	30x30	12"x12"	5	0,45	9,5	60	27,0	570,0
Mosaico Code	30x30	12"x12"	5	0,45	9,5	60	27,0	570,0
Battiscopa	5,5x60	2 ¹¹ / ₆₄ "x24"	12	7,2 m.l.	8,5	50	360 m.l.	426,0
Gradino plus	35x120	13 ³ / ₄ "x48"	2	0,84	22,0	16	13,4	352,6
Angolo gradino plus	35x120	13 ³ / ₄ "x48"	1	0,42	11,8	16	6,7	188,5

Dreaming.

marble

ABC



◇ Bianco Statuario 60x60 lux


Lea Ceramiche

290 — 291





Crystal White 60x60 lux





Gray Stone 60x60 lux

Gres porcellanato
Porcelain stoneware
Grès cérame
Feinsteinzeug

ABC



Stonalizzazione	Resistenza allo scivolamento	Fuga minima consigliata
Shading / Denuançage / Spielfarbig	Slip resistance / Résistance au glissement / Rutschfestigkeit	Minimum suggested joint Joint minimum conseillé Empfohlene Fugenbreite
ANSI A137.1	ANSI A326.3 ID - DCOF \geq 0.42 (Dry) - VELVET, LUX IW - DCOF \geq 0.42 (Wet) - VELVET	RECT 2 mm (INDOOR) OUTDOOR 5 mm Approx (*)
		(*) Decisione a cura della Direzione Lavori / Codici di Posa Nazionali Decision by the Construction Manager / National Laying Standards Décision établie par la Direction des Travaux / Codes de Pose Nationaux Die Entscheidung wird von der Bauleitung / gemäß nationalen Vorschriften getroffen.

Mosaici

Mosaics / Mosaiques / Mosaik

MOSAICO BASIC*
30x30cm / 12"x12"
lux

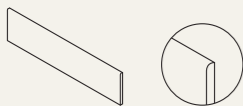


*disponibile in tutti i colori
available in all colors
disponible sur toutes les couleurs
Erhältlich für alle Farben

Pezzi speciali

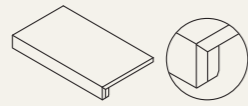
Trims / Pièces spéciales / Formstücke

battiscopa*
10x60cm / 4"x24" rett



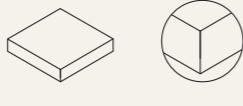
*disponibile in tutti i colori
available in all colors
disponible sur toutes les couleurs
Erhältlich für alle Farben

gradino plus**
35x60cm / 13^{3/4}"x24" rett



**Su richiesta
Upon request
Sur demande
auf Anfrage

angolo gradino plus**
35x35 cm / 13^{3/4}"x13^{3/4}" rett



raccordo jolly*
1,3x30cm / 1/2"x12" rett



beak jolly*
1,3x2cm / 1/2"x1/2" rett



Imballi

Packing / Emballage / Verpackung

Articolo	Scatola			Pallet				
	cm	inch	pz.	mq	kg	scat.	mq	kg
Fondo	60x60	24"x24"	4	1,44	31,8	32	46,1	1.017,6
Fondo	30x60	12"x24"	8	1,44	31,8	32	46,1	1.017,6
Mosaico Basic	30x30	12"x12"	4	0,36	7,9	60	21,6	476,0
Battiscopa	10x60	4"x24"	12	7,2 m.l.	15,9	60	432 m.l.	954,0
Gradino Plus	35x60	13 ^{3/4} "x24"	4	0,84	20,3	16	13,4	325,3
Angolo Gradino Plus	35x35	13 ^{3/4} "x13 ^{3/4} "	2	0,25	6,4	36	8,8	229,1
Raccordo Jolly	1,3x30	1/2"x12"	16	0,06	1,3	-	-	-
Beak Jolly	1,3x2	1/2"x3/4"	4	-	0,1	-	-	-


Dreaming.



Spessore / Thickness / Epaisseur / Stärke
9,5mm

3 Colori / Colors / Couleurs / Farben


Bianco
Statuario



Crystal
White



Gray
Stone



2 Formati / Sizes / Formats / Formate ^{LR^T}

 gres porcellanato



30x60cm
12"x24"
velvet / lux



60x60cm
24"x24"
velvet / lux

2 Finiture / Finishes / Surfaces / Oberfläche

LUX



residenziale
résidentiel
Wohnbereiche



commerciale leggero
light commercial
commercial léger
Leichte gewerbliche
Anwendungen

VELVET



residenziale
résidentiel
Wohnbereiche



commerciale leggero
light commercial
commercial léger
Leichte gewerbliche
Anwendungen

L2 - 20mm

ABC



L2. 20mm



Concrete Light L2 90x90 grip



L2 - 20mm

ABC



Bio Attitude Barrel L2 40x120 grip



Lea Ceramiche

L2 - 20mm



FLOOR

Indoor Cluster Dark 120x120

Outdoor Cluster Dark 60x120 grip L2

300 — 301

L2 - 20mm

Masterpiece Master Coal L2 60x120 grip




Nextone Next Dark L2
60x60 grip

Nextone Next Taupe L2
60x120 grip



Gres porcellanato
Porcelain stoneware
Grès cérame
Feinsteinzeug

Stonalizzazione	Resistenza allo scivolamento	Informazioni per la posa
Shading / Denuançage / Spielfarbig ANSI A137.1	Slip resistance / Résistance au glissement / Rutschfestigkeit	Information for laying / Informations pour la pose / Informationen zur Verlegung
 Masterpiece Master White L2 - Master Sand L2 Master Coal L2 - Master Gray L2	DIN 51130 R11 DIN 51097 (A+B+C)	Consultare il manuale "Soluzioni applicative prodotti 20mm" / Consult the manual "applicable solutions 20mm products" / Consultez le manuel « solutions applicables produits 20 mm » / Siehe Handbuch "Anwendungslösungen für 20 mm-Produkte"
 Anthology 01 White L2 - 04 Gray L2 Concrete Extra Light L2 - Light L2 Medium L2 - Dark L2 Nextone Next White L2 - Next Gray L2 Next Taupe L2 - Next Dark L2 Waterfall Ivory Flow L2 - Silver Flow L2 Gray Flow L2 - Dark Flow L2	B.C.R. - TORTUS $\mu > 0,40$ ANSI A326.3 EW AS/NZS 4586 P4 BS EN 16165 - Annex C PTV 36+Wet (Sl. 96 - Sl. 55)	
 Anthology 02 Desert L2 - 03 Earth L2 05 Dark L2 Bio Attitude Cotton L2 - Almond L2 Amber L2 - Barrel L2 - Cortex L2 Side Stone Cluster Light, Mid, Dark		



Posa su erba
Dry laying on grass
Pose sur herbe
Verlegung auf Gras



Posa su ghiaia
Laying on gravel
Pose sur gravier
Verlegung auf Kies



Posa su massetto con colla
Laying on screed with adhesive
Pose sur chape avec colle
Kleberverlegung auf Estrich



Posa sopraelevata
Outdoor laying on raised flooring
Pose surélevée
Doppelboden-Verlegung

Imballi

Packing / Emballage / Verpackung






























Articolo	Scatola			Pallet				
	cm	inch	pz.	mq	kg	scat.	mq	kg
fondo (20mm)	90x90	36"x36"	1	0,81	37,3	30	24,3	1.119,0
fondo (20mm)	60x120	24"x48"	1	0,72	32,5	36	25,9	1.170,0
fondo (20mm)	40x120	16"x48"	2	0,96	43,5	24	23,0	1.044,0
fondo (20mm)	45x90	18"x36"	2	0,81	36,2	24	19,4	869,5
fondo (20mm)	60x60	24"x24"	2	0,72	32,5	32	23,0	1.040,0
costa toro	30x60	12"x24"	1	0,18	8,1	100	18,0	812,5
costa toro angolare	30x60	12"x24"	1	0,14	6,1	100	13,5	610,0
costa retta	30x60	12"x24"	1	0,18	8,1	100	18,0	812,5
costa retta angolare	30x60	12"x24"	1	0,14	6,1	100	13,5	610,0
costa toro step	30x60	12"x24"	1	0,18	8,1	100	18,0	812,5
costa retta step	30x60	12"x24"	1	0,18	8,1	100	18,0	812,5
costa toro con gocc.	30x60	12"x24"	1	0,18	8,1	100	18,0	812,5
costa retta con gocc.	30x60	12"x24"	1	0,18	8,1	100	18,0	812,5
griglia	15x60	6"x24"	2	0,18	8,0	100	18,0	800,0
griglia angolare	15x60	6"x24"	2	0,16	7,0	100	15,8	700,0
costa toro	30x90	12"x36"	1	0,27	12,2	32	8,6	390,4
costa toro angolare	30x90	12"x36"	1	0,23	10,2	32	7,2	326,4
costa retta	30x90	12"x36"	1	0,27	12,2	32	8,6	390,4
costa retta angolare	30x90	12"x36"	1	0,23	10,2	32	7,2	326,4
costa toro step	30x90	12"x36"	1	0,27	12,2	32	8,6	390,4
costa retta step	30x90	12"x36"	1	0,27	12,2	32	8,6	390,4
griglia	15x45	6"x18"	4	0,27	10	48	13,0	480,0
griglia angolare	15x45	6"x18"	4	0,23	10	48	10,8	480,0

L2.









Spessore / Thickness / Epaisseur / Stärke
20mm

29 Colori / Colors / Couleurs / Farben

WOOD	STONE	STONE	STONE	STONE	STONE	CEMENT	CEMENT
 Cotton L2 40x120	 Anthology 01 White L2 60x120	 Side Stone Cluster Light L2 60x120	 Nextone Next White L2 60x120 / 60x60	 Waterfall Ivory Flow L2 90x90 / 45x90 / 60x60	 Concrete Extra Light L2 90x90	 Masterpiece Master White L2 60x120	
 Almon L2 40x120	 Anthology 02 Desert L2 60x120	 Side Stone Cluster Mid L2 60x120	 Nextone Next Gray L2 60x120 / 60x60	 Waterfall Silver Flow L2 90x90 / 45x90 / 60x60	 Concrete Light L2 90x90	 Masterpiece Master Sand L2 60x120	
 Amber L2 40x120	 Anthology 03 Earth L2 60x120	 Side Stone Cluster Dark L2 60x120	 Nextone Next Taupe L2 60x120 / 60x60	 Waterfall Gray Flow L2 90x90 / 45x90 / 60x60	 Concrete Medium L2 90x90	 Masterpiece Master Gray L2 60x120	
 Barrel L2 40x120	 Anthology 04 Gray L2 60x120		 Nextone Next Dark L2 60x120 / 60x60	 Waterfall Dark Flow L2 90x90 / 45x90 / 60x60	 Concrete Dark L2 90x90	 Masterpiece Master Coal L2 60x120	
 Cortex L2 40x120	 Anthology 05 Dark L2 60x120						

5 Formati / Sizes / Formats / Formate ^{LR}T

 L2 - 20mm

				
40x120cm 16"x48" grip	45x90cm 18"x36" grip	60x60cm 24"x24" grip	60x120cm 24"x48" grip / rough	90x90cm 36"x36" grip

1 Finitura / Finish / Surface / Oberfläche

GRIP / ROUGH



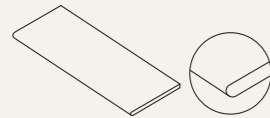
esterno
outdoor
extérieur
Außenbereiche



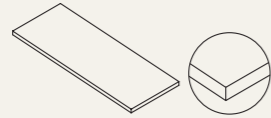
Pezzi speciali

Trims / Pièces spéciales / Formstücke

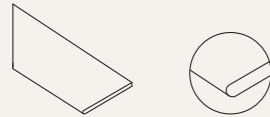
ANTHOLOGY / MASTERPIECE / NEXTONE / SIDE STONE



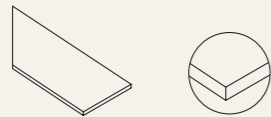
costa toro*
30x60cm / 12"x24" rett



costa retta*
30x60cm / 12"x24" rett



costa toro angolare sx*
30x60cm / 12"x24" rett



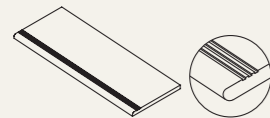
costa retta angolare sx*
30x60cm / 12"x24" rett



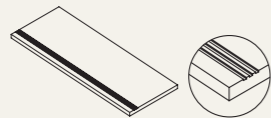
costa toro angolare dx*
30x60cm / 12"x24" rett



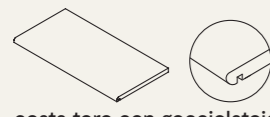
costa retta angolare dx*
30x60cm / 12"x24" rett



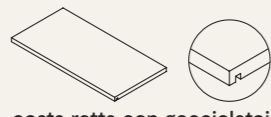
costa toro step*
30x60cm / 12"x24" rett



costa retta step*
30x60cm / 12"x24" rett



costa toro con gocciolatoio*
30x60cm / 12"x24" rett



costa retta con gocciolatoio*
30x60cm / 12"x24" rett



griglia*
15x60cm / 6"x24" rett

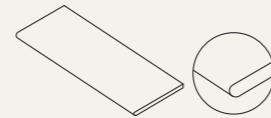


griglia angolare sx*
15x60cm / 6"x24" rett

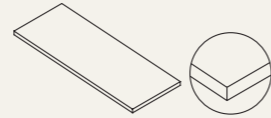


griglia angolare dx*
15x60cm / 6"x24" rett

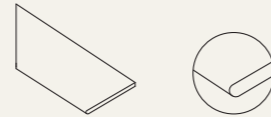
WATERFALL / CONCRETO



costa toro*
30x90cm / 12"x36" rett



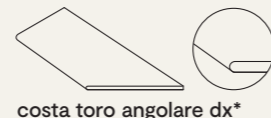
costa retta*
30x90cm / 12"x36" rett



costa toro angolare sx*
30x90cm / 12"x36" rett



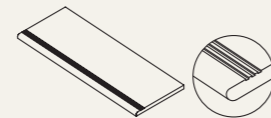
costa retta angolare sx*
30x90cm / 12"x36" rett



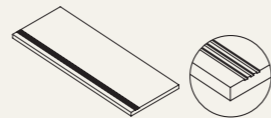
costa toro angolare dx*
30x90cm / 12"x36" rett



costa retta angolare dx*
30x90cm / 12"x36" rett



costa toro step*
30x90cm / 12"x36" rett



costa retta step*
30x90cm / 12"x36" rett



griglia*
15x45cm / 6"x18" rett



griglia angolare sx*
15x45cm / 6"x18" rett



griglia angolare dx*
15x45cm / 6"x18" rett

* Su richiesta. Per maggiori informazioni circa quantità minime e tempi di consegna rivolgersi all'ufficio commerciale. / Upon request. For more information about minimum quantities and delivery times please contact the sales department. / Sur demande. Pour plus d'informations sur les quantités minimales et délais de livraison s'il vous plaît contacter le département des ventes. / auf Anfrage. Für weitere Infos über die Mindestmengen und Lieferzeiten wenden Sie sich bitte an unserer Verkaufsabteilung.



Waterfall Ivory Flow L2 45x90 grip
Waterfall Gray Flow L2 trims grip

03.

Technical Info.



Lea Ceramiche sviluppo ecosostenibile.

Lea Ceramiche sustainable development / Lea Ceramiche développement durable / Lea Ceramiche umweltschonende nachhaltige Entwicklung



Lea Ceramiche e l'ambiente

Da sempre LEA CERAMICHE considera la tutela dell'ambiente un aspetto di grande rilevanza
 - investendo in modo deciso nell'acquisto delle migliori tecnologie presenti sul mercato per ridurre al minimo gli impatti ambientali delle proprie attività;
 - dotando tutti i dipendenti di un ambiente di lavoro ottimale;
 - ottenendo prestigiose certificazioni ambientali.

Tutti i prodotti LEA CERAMICHE sono realizzati presso stabilimenti produttivi dotati di **Sistemi di Gestione Ambientale certificati:**
ISO 14001: 2015 (norma riconosciuta a livello internazionale)
EMAS (Regolamento Europeo - Reg. CE 1221/2009, Reg. UE 2017/1505, Reg. UE 2018/2026)

THINK ZERO: le lastre ultrasottili Slimtech sono le superfici ceramiche Carbon Neutral di Lea Ceramiche, a CO2 compensata al 100%. La produzione è effettuata con l'impiego di una tecnologia innovativa in grado di ridurre l'impatto ambientale e le emissioni. Quest'ultime, dopo esser state calcolate considerando l'intero ciclo di vita, sono state completamente compensate attraverso l'acquisto ed il ritiro di crediti di CO2 appartenenti allo standard CDM (Clean Development Mechanism) che derivano da un progetto di trasporto pubblico sostenibile in India.*
***per approfondimenti: www.panariagroup.it/think-zero**

Lea Ceramiche and the environment

Lea Ceramiche has always considered environmental protection a matter of key importance
 - investing in the best technologies on the market to minimize the environmental impact of its activities;
 - giving all employees an excellent working environment;
 - obtaining prestigious environmental certifications.

All LEA CERAMICHE products are manufactured in production sites that are certified with **Environmental Management Systems:**
ISO 14001: 2015 (internationally recognized standard)
EMAS (European Regulation - Reg. CE 1221/2009, Reg. UE 2017/1505, Reg. UE 2018/2026)

THINK ZERO: ultra-thin slabs Slimtech are the ceramic surfaces by Lea Ceramiche that are carbon-neutral, offsetting 100% of the CO2 produced. The slabs are produced using an innovative technology that reduces both environmental impact and emissions. These emissions, after being calculated taking into consideration the product's entire life cycle, have been fully offset through the purchase and withdrawal of CO2 credits, in accordance with the CDM (Clean Development Mechanism) standard, derived from a sustainable public transportation project in India.*
***for more information: www.panariagroup.it/en/think-zero**

Lea Ceramiche et l'environnement

Depuis toujours LEA CERAMICHE considère la protection de l'environnement un aspect très important
 - en investissant dans l'acquisition des meilleures technologies présentes sur le marché afin de réduire au minimum l'impact environnemental de ses activités ;
 - en offrant à tous ses employés un environnement de travail optimal ;
 - en obtenant de prestigieuses certifications environnementales.

Tous les produits LEA CERAMICHE sont fabriqués dans des sites de production dotés de **Systèmes de Gestion Environnementale certifiés : ISO 14001:2015** (norme reconnue au niveau international)
EMAS (Règlement européen - Régl. CE 1221/09), Reg. UE 2017/1505, Reg. UE 2018/2026)

THINK ZERO : les dalles ultra fin Slimtech sont les surfaces en céramique neutres en carbone de Lea Ceramiche, compensées à 100 % en CO2. Leur production est réalisée à l'aide d'une technologie innovante capable de réduire leur impact environnemental et les émissions. Et pour aller plus loin, nous avons calculé les émissions relatives au cycle de vie total des dalles, afin de les compenser intégralement par le biais de l'achat et du retrait de crédits CO2 appartenant au standard MDP (Mécanisme de Développement Propre, programme opérateur des Nations Unies) dérivant d'un projet de transport public durable en Inde.*
*** plus d'informations sur : www.panariagroup.it/en/think-zero**

Lea Ceramiche und die Umwelt

Seit jeher misst LEA CERAMICHE dem Umweltschutz größte Bedeutung zu
 - indem das Unternehmen zielbewusst in die Ausstattung der besten auf dem Markt vorhandenen Technologien investiert, um die Umweltbelastung ihrer Aktivitäten drastisch zu reduzieren;
 - indem es allen Mitarbeitern ein optimales Arbeitsumfeld bietet;
 - indem es wichtige, internationale Öko-Zertifikate erlangt.

Alle Produkte von LEA CERAMICHE sind bei Produktionsstätten hergestellt, die mit umweltfreundlichen Managementsystemen sind:
SO 14001: 2015 (weltweit anerkannte Norm)
EMAS (europäische Regelung - Reg. CE 1221/2009, Reg. UE 2017/1505, Reg. UE 2018/2026)

THINK ZERO: Die ultradünnen Platten Zero.3 sind klimaneutrale Keramikbeläge von Panaria, mit zu 100 % kompensierten CO2-Emissionen. Die Produktion erfolgt mit einer innovativen Technologie, die Umweltbelastung und Emissionen reduziert. Letztere wurden unter Berücksichtigung ihres gesamten Lebenszyklusses berechnet und vollständig durch Kauf und Rücknahme von CO2-Zertifikaten nach CDM Standard (Clean Development Mechanism, Mechanismus für umweltverträgliche Entwicklung) aus einem Projekt für den nachhaltigen öffentlichen Personentransport in Indien kompensiert.
***zur Vertiefung: www.panariagroup.it/en/think-zero**

Lea Ceramiche salvaguardia dell'ambiente

L'incessante ricerca di prestazioni di eccellenza in merito al rispetto dell'ambiente ha condotto LEA CERAMICHE al costante rispetto dei seguenti principi.

Lea Ceramiche cares for the environment

The relentless pursuit of excellence in environmental performance has driven LEA CERAMICHE to adhere to the following principles.

Lea Ceramiche preservation of the environment

La recherche incessante de l'excellence de LEA CERAMICHE nous a conduit à respecter les principes suivants en matière d'environnement.

Lea Ceramiche Umweltschutz

Das unermüdliche Streben nach ausgezeichneten Umweltschutzleistungen hat LEA CERAMICHE zur ständigen Einhaltung der folgenden Grundsätze veranlasst.



RIUTILIZZO DEL 100% DEGLI SCARTI CRUDI

Il 100% degli scarti crudi derivanti dal ciclo di produzione vengono riutilizzati nella fase di preparazione dell'impasto, contribuendo in modo sensibile alla salvaguardia delle risorse naturali riducendo l'estrazione di materie prime da cava.

100% INDUSTRIAL WASTE REUSED - NON FIRED TILES

100% of the non fired material from the production cycle is reused in the preparation of the mixture, contributing significantly to the protection of natural resources by reducing the extraction of raw materials from quarries.

RÉUTILISATION DE 100 % DES DÉCHETS BRUTS

100 % des déchets bruts provenant du cycle de production sont réutilisés pendant la phase de préparation de la pâte, contribuant sensiblement à la préservation des ressources naturelles réduisant l'extraction de matières premières minières.



RIUTILIZZO/RICICLO DEL 100% DEGLI SCARTI COTTI

Gli scarti cotti sono completamente riutilizzati nel ciclo produttivo. Inoltre, a fine vita, le piastrelle LEA CERAMICHE possono essere riciclate come inerti per sottofondi di strade ed edifici, riducendo così l'uso di ghiaia ed inerti naturali comunemente utilizzati in edilizia.

100% REUSE/RECYCLING OF INDUSTRIAL WASTE - FIRED TILES

Waste-fired tiles are fully reused in the production cycle. In addition, at the end of life, LEA CERAMICHE tiles can be recycled as materials for substrates for roads and buildings, thus reducing the use of gravel and natural aggregates commonly used in building.

RÉUTILISATION/RECYCLAGE DE 100 % DES REJETS DE CUISSON

Les rejets de cuisson sont entièrement réutilisés dans le cycle de production. En fin de vie, les carreaux Lea Ceramiche peuvent par ailleurs être utilisés comme granulats pour les soubassements de routes et de bâtiments, ce qui permet de réduire l'utilisation de gravier et de granulats naturels habituellement utilisés en construction.



RICICLO DEL 100% DEI RIFIUTI NON CERAMICI

Il 100% dei rifiuti non ceramici derivanti dalle attività produttive è gestito in modo differenziato e riciclato in altri processi produttivi.

100% INDUSTRIAL WASTE RECYCLED - NON CERAMIC WASTE

All non ceramic waste is sorted and recycled in other production cycles.

RECYCLAGE DE 100 % DES DÉCHETS NON CÉRAMIQUES

100 % des déchets non céramiques provenant des activités de production sont triés de façon sélective puis recyclés dans d'autres processus de production.



RIUTILIZZO DEL 100% DELLE ACQUE DI PROCESSO

La produzione di piastrelle di ceramica richiede ingenti quantitativi di acqua. Per salvaguardare questa importante risorsa naturale LEA CERAMICHE riutilizza il 100% delle acque reflue derivanti dal ciclo di produzione, generando una riduzione fino all'80% del fabbisogno idrico degli stabilimenti.

100% REUSE OF PROCESS WATER

The production of tiles requires large amounts of water. So as to safeguard this precious resource LEA CERAMICHE recycles 100% of waste water from the production cycle. This allows the reduction of water consumption by up to 80%.

RÉUTILISATION DE 100 % DES EAUX DE TRAITEMENT

La production de carreaux de céramique nécessite de grandes quantités d'eau. Pour sauvegarder cette importante ressource naturelle, LEA CERAMICHE réutilise 100 % des eaux usées provenant du cycle de production, générant une réduction jusqu'à 80% des besoins en eau des établissements.



BASSE EMISSIONI IN ATMOSFERA

Gli importanti investimenti attuati nelle migliori tecnologie a disposizione permettono di realizzare i prodotti LEA CERAMICHE riducendo al minimo le emissioni gassose in atmosfera, raggiungendo livelli 10 volte inferiori ai severi limiti ambientali richiesti della legislazione italiana.

LOW GAS EMISSIONS INTO THE ATMOSPHERE
 Significant investments in the best available technologies allow LEA CERAMICHE products to be manufactured with minimal gaseous emissions into the atmosphere, reaching levels 10 times lower than the strict environmental limits required by Italian legislation.

BASSES ÉMISSIONS DANS L'ATMOSPHÈRE

Les importants investissements actuels dans les meilleures technologies qui sont à notre disposition permettent de réaliser les produits LEA CERAMICHE, en réduisant au minimum les émissions de gaz dans l'atmosphère, et en atteignant des niveaux dix fois inférieurs aux limites environnementales très strictes fixées par la législation italienne.



FORTE RIDUZIONE DEI CONSUMI ENERGETICI

L'uso di tecnologie all'avanguardia e di soluzioni impiantistiche ottimali riducono sensibilmente l'uso di gas metano nel processo produttivo.

100% RECYCLABLE MATERIAL USED FOR PACKAGING

The materials used for the packing of LEA CERAMICHE products are completely recyclable. These materials include cardboard boxes, plastic materials, wooden pallets, etc.

FORTE RÉDUCTION DES CONSOMMATIONS ÉNERGÉTIQUES

L'utilisation de technologies de pointe et de solutions d'installations optimales permettent de réduire considérablement la consommation de gaz méthane dans le processus de production.



UTILIZZO DI IMBALLAGGI 100% RICICLABILI

I materiali impiegati per gli imballaggi dei prodotti LEA CERAMICHE (quali scatole, cartone, plastica, palette in legno, etc.) sono completamente riciclabili.

FAO PALLETS

LEA CERAMICHE uses bark-free pallets that comply with the IPPC / FAO ISPM 15 standard, thus offering importing countries every guarantee for the protection of their forest resources.

UTILISATION D'EMBALLAGES 100 % RECYCLABLES

Les matériaux utilisés pour les emballages des produits LEA CERAMICHE (tels que boîtes, carton, plastique, palettes en bois, etc.) sont complètement recyclables.



PALLET FAO

LEA CERAMICHE utilizza pallet senza corteccia conformi allo standard IPPC / FAO ISPM 15, offrendo quindi ai Paesi importatori ogni garanzia per la salvaguardia del proprio patrimonio forestale.

PALETTES FAO

LEA CERAMICHE utilise des palettes sans écorce (DB) conformes aux normes IPPC / FAO ISPM 15, offrant donc aux Pays importateurs la garantie de la préservation du patrimoine forestier.

WIEDERVERWERTUNG VON 100 % DER ABWASSERS

Die Herstellung von Keramikfliesen erfordert beträchtliche Wassermengen. Um diese wichtige Naturressource zu schützen, verwertet LEA CERAMICHE 100 % der Abwässer des Produktionszyklus wieder und ermöglicht somit eine Reduktion des Wasserbedarfs in den Anlagen von bis zu 80 %.

NIEDRIGE EMISSIONSWERTE

Dank der starken Investitionen in die modernsten, verfügbaren Produktionstechnologien ist es uns möglich, sämtliche Produkte von LEA CERAMICHE so herzustellen, dass die Schadstoffemissionen in die Atmosphäre auf das Geringste reduziert werden. Wir erreichen dabei ein Niveau, das 10 mal unter den strengen Grenzwerten der italienischen Gesetzgebung liegt.

BETRÄCHTLICHE REDUZIERUNG DES ENERGIEBEDARFS

Der Einsatz fortschrittlicher Technologien und optimaler Lösungen beim Bau der Anlagen reduzieren den Einsatz von Methangas beim Produktionsprozess auf beträchtliche Weise.

VERWENDUNG VON 100 % RECYCLEBAREN VERPACKUNGEN

Die Materialien, die zur Verpackung der Produkte von LEA CERAMICHE verwendet werden (Schachteln, Kartons, Kunststoffe, Holzpaletten, usw.) sind vollständig recyclebar.

FAO-PALETTEN

LEA CERAMICHE verwendet gemäß Standard IPPC/FAO ISPM 15 rindenfreie Paletten (DB) und gibt daher den Importländern die Garantie für den Schutz ihres Waldbestandes.

Certificazione di sistema.

Management system certifications / Certifications du système de gestion / Qualitätsystem Zertifizierungen

Di seguito sono riportate le certificazioni di sistema ottenute da Panariagroup per i suoi stabilimenti, le divisioni commerciali e funzioni di servizio, a testimonianza dell'impegno del Gruppo verso le questioni etiche, ambientali, di sicurezza e qualità. Per maggiori dettagli e per scaricare i certificati vi invitiamo a consultare il nostro sito: leaceramiche.com.

Below are the system certifications obtained by Panariagroup for its factories, commercial divisions and service departments, testifying to the Group's commitment to ethical, environmental, safety and quality issues. For further details and to download the certificates please visit our website: leaceramiche.com.

Vous trouverez ci-dessous les certifications système obtenues par Panariagroup pour ses établissements. Les divisions commerciales et les fonctions de service, témoignant de l'engagement du Groupe en matière d'éthique, d'environnement, de sécurité et de qualité. Pour plus de détails et pour télécharger les certificats, nous vous invitons à consulter notre site Web : leaceramiche.com.

Im Folgenden sind die Zertifizierungen der Fertigungsstätten, Geschäftsbereiche und Serviceleistungen von Panariagroup aufgeführt, die das Engagement der Gruppe in Fragen der Ethik, des Umweltschutzes, der Arbeitssicherheit und der Qualität bezeugen. Bitte besuchen Sie unsere Webseite für weitere Information, und um die Zertifikate herunterzuladen: leaceramiche.com.

CERTIFICAZIONE CERTIFICATION	DESCRIZIONE DESCRIPTION	DESCRIPTION BESCHREIBUNG
------------------------------	-------------------------	--------------------------

Ai sensi della Certificazione ISO 9001, tutte le fasi del processo produttivo, a partire dall'arrivo delle materie prime fino alla scelta e confezionamento del prodotto finito, vengono opportunamente verificate da personale esperto attraverso accurati controlli di qualità. Il sistema qualità dei siti produttivi Panariagroup viene verificato con frequenza annuale da un ente certificatore esterno attraverso accurate visite ispettive.



UNI EN ISO 9001:2015

In accordance with the ISO 9001 certification, every step in the production process, from the arrival of the raw material to the packaging of the finished product, is verified by experienced personnel through accurate quality control. The quality of the Panariagroup production sites is audited yearly by an external agency through thorough inspections.

Conformément à la Certification ISO 9001, toutes les phases du processus de production, à partir de l'arrivée des matières premières jusqu'à la sélection et le conditionnement du produit fini, sont adéquatement vérifiées par du personnel qualifié qui effectue des contrôles de qualité approfondis. Le système qualité des sites de production Panariagroup est vérifié tous les ans par un organisme de certification externe au moyen de visites d'inspection approfondies.

In Übereinstimmung mit der Zertifizierung ISO 9001, werden alle Schritte des Produktionsprozesses, von der Anlieferung der Rohstoffe bis zur Auswahl und Verpackung des Endprodukts von Fachpersonal durch eine sorgfältige Qualitätskontrolle überwacht. Das Qualitätssystem der Produktionsstätten der Panariagroup wird jährlich von einer externen Zertifizierungsstelle durch genaue Kontrollen überprüft.

Ai fini della Certificazione ISO 14001 tutti gli aspetti ambientali inerenti all'attività di produzione di piastrelle vengono costantemente controllati, garantendo l'utilizzo delle migliori tecnologie presenti sul mercato per ridurre al minimo gli impatti ambientali generati. Il sistema ambientale dei siti produttivi Panariagroup viene verificato con frequenza annuale da un ente certificatore esterno attraverso accurate visite ispettive.



UNI EN ISO 14001:2015

In accordance with the ISO 14001 certification, all the environmental aspects concerned in the production of the tiles are constantly monitored, guaranteeing the use of the best technologies on the market in order to reduce the environmental impact. The environmental system of the Panariagroup production sites is audited yearly by an external agency through thorough inspections.

La Certification ISO 14001 impose un contrôle constant de tous les aspects environnementaux relatifs à l'activité de production de carreaux, garantissant l'utilisation des meilleures technologies présentes sur le marché afin de réduire au minimum l'impacte environnementale. Le système environnemental des sites de production Panariagroup est vérifié tous les ans par un organisme de certification externe au moyen de visites d'inspection approfondies.

Im Hinblick auf die ISO 14001-Zertifizierung werden alle mit der Herstellung von Fliesen zusammenhängenden Umweltaspekte kontinuierlich überwacht und der Einsatz der besten Technologien auf dem Markt gewährleistet, um die Umweltbelastung auf ein Minimum zu reduzieren. Das Umweltschutzsystem der Produktionsstätten der Panariagroup wird jährlich von einer externen Zertifizierungsstelle durch genaue Kontrollen überprüft.

Il sistema comunitario di ecogestione e audit EMAS per le organizzazioni richiede la creazione di un Sistema di Gestione Ambientale basato sul continuo miglioramento delle proprie prestazioni. Il sistema si fonda sulla creazione di un rapporto di collaborazione e fiducia con i dipendenti, con le istituzioni del territorio e con il pubblico. La Dichiarazione Ambientale è il documento finale di tale processo.



The EU EMAS Eco-Management and Audit Scheme for organisations requires the creation of a complete Environmental Management System based on constant improvement. The system aims to create cooperation and build trust between the company and the employees, local authorities and public. The Environmental Declaration is the final document of this process.

Le système communautaire de management environnemental et d'audit EMAS pour les organisations exige la création d'un Système de Gestion Environnemental basé sur l'amélioration constante des prestations. Le système est fondé sur la création d'un rapport de collaboration et de confiance les employés, avec les institutions du territoire et le public. La Déclaration Environnementale est le document final de ce processus.

Das EU-Umweltmanagement- und -Auditsystem EMAS für Unternehmen verlangt die Einführung eines Umweltmanagementsystems, das auf der kontinuierlichen Verbesserung seiner eigenen Umweltleistung beruht. Das System basiert auf der Schaffung einer Beziehung der Zusammenarbeit und des Vertrauens mit den Mitarbeitern, den lokalen Behörden und der Öffentlichkeit. Die Umwelterklärung ist das abschließende Dokument dieses Prozesses.

Certificazioni di prodotto.

Product certification / Certifications de produit / Produktzertifizierung

Di seguito riportate le certificazioni ottenute da Lea Ceramiche a testimonianza della massima attenzione e sensibilità verso le questioni etiche, ambientali e di sicurezza e qualità. Per maggiori dettagli e per scaricare i certificati vi invitiamo a consultare il nostro sito: leaceramiche.com.

Below are the certifications obtained by Lea Ceramiche attesting to the utmost attention and sensitivity shown towards ethical, environmental, safety and quality issues. For more details and to download the certificates, please visit our website: leaceramiche.com.

CERTIFICAZIONE CERTIFICATION	DESCRIZIONE	DESCRIPTION
------------------------------	-------------	-------------



UPEC è una certificazione di prodotto rilasciata dall'istituto francese CSTB che verifica l'idoneità tecnica dei prodotti di prima scelta in relazione al tipo di destinazione d'uso.

UPEC is a product certification issued by the French institute CSTB that verifies the technical suitability of first choice products in relation to their intended use.



La marcatura CE è la certificazione di sicurezza del prodotto richiesta dall'Unione Europea e ha lo scopo di salvaguardare la salute delle persone.

The CE mark is a safety certification required by the European Union with the intention of safeguarding health and safety.



Il marchio KEY-MARK e il marchio Certiquality-UNI attestano che i prodotti certificati sono conformi alle normative europee per le piastrelle ceramiche.

The KEY-MARK and the Certiquality-UNI marks confirm that the certified products are compliant with the EU laws regarding ceramic tiles.



La Dichiarazione Ambientale di Prodotto (EPD) comunica in modo trasparente le prestazioni ambientali del gres porcellanato Lea Ceramiche basandosi sull'analisi del ciclo di vita (LCA). I prodotti Lea Ceramiche possiedono EPD specifica di tipo III, certificata da ente terzo indipendente secondo le normative ISO 14025 e EN 15804 (PCR di riferimento). I Prodotti certificati EPD sono richiesti dai principali sistemi di certificazione degli edifici quali LEED (internazionale), BREEAM (Inghilterra), HQE (Francia) e DGNB (Germania), nonché in schemi legislativi in Italia (requisiti per appalti pubblici sostenibili). È una certificazione volontaria, che valorizza ancor più i materiali Lea Ceramiche perché prodotti secondo i migliori standard di sostenibilità e responsabilità.

The Environmental Product Declaration (EPD) is a document that communicates transparent information about the environmental characteristics of Lea Ceramiche porcelain tiles through its Life Cycle Assessment (LCA). Lea Ceramiche products have a type III specific EPD. This is certified by an independent third party according to ISO 14025 and EN 15804 standards (applicable PCR). EPD certified products are required by the main construction certifying bodies such as LEED (international), BREEAM (England), HQE (France), and DGNB (Germany), as well as the legislative frameworks in Italy (requisites for sustainable public contracts). It is a voluntary certification that gives additional value to Lea Ceramiche products because they are manufactured according to the highest standards of sustainability and responsibility.



Il marchio GREENGUARD certifica i prodotti che negli ambienti interni garantiscono i più elevati standard di qualità dell'aria. Tutte le collezioni Lea Ceramiche in gres porcellanato e Slimtech hanno ottenuto la certificazione GREENGUARD GOLD, cioè lo standard di UL con i limiti più stringenti di emissioni di VOC, e sono perciò in grado di assicurare la migliore salubrità alle persone che vivono e che abitano gli ambienti. Per questo possono essere impiegate in ambienti come scuole e strutture sanitarie, frequentate da soggetti sensibili come i bambini e gli anziani. GREENGUARD GOLD è una certificazione ampiamente riconosciuta e richiesta dai programmi di edilizia sostenibile e dai regolamenti di progettazione e costruzione in tutto il mondo, come il LEED (internazionale).

GREENGUARD certifies products that guarantee the highest standards of air quality in indoor environments. All porcelain stoneware and Slimtech Lea Ceramiche collections have obtained GREENGUARD GOLD certification, i.e. the UL standard with the strictest VOC emission limits, and are therefore able to ensure that they are as healthy as possible for the people who use and inhabit these environments. They can therefore be used in environments such as schools and health facilities, attended by sensitive individuals such as children and the elderly. GREENGUARD GOLD is a widely recognised certification required by sustainable building programmes and design and construction regulations around the world, such as LEED (international) and BREEAM (UK).



Per gran parte dei suoi prodotti, Lea Ceramiche ha ottenuto una certificazione relativa al contenuto di materiale riciclato pre-consumer. Questa caratteristica di eco-sostenibilità contribuisce all'ottenimento di crediti previsti da diversi standard edilizi internazionali.

For most of its products, Lea Ceramiche has obtained certification for the content of pre-consumer recycled material. This eco-sustainability feature contributes to obtaining credits according to several international building standards.



Lea Ceramiche è membro del U.S. Green Building Council e del Green Building Council ITALIA, organizzazioni che promuovono la realizzazione di edifici ed opere nel rispetto dell'ambiente, della salute e del benessere delle persone che ci vivono e lavorano. Le schede LEED delle serie Lea Ceramiche sono disponibili su richiesta, sia secondo il protocollo LEED V4 che secondo i protocolli del GBC Italia.

Lea Ceramiche is a member of the U.S. Green Building Council and of the Green Building Council ITALIA. These organizations promote the construction of buildings and other works which respect the environment as well as the health and well-being of the people who live and work within them. The LEED data sheets for the Lea Ceramiche series are available on request, both according to the LEED V4 protocol and to the GBC Italia protocols.



I prodotti Lea Ceramiche sono conformi alla norma internazionale ISO 17889-1 "Sustainability issues for ceramic tiling systems", che stabilisce i criteri di sostenibilità per le superfici ceramiche con l'obiettivo di fornire a professionisti della progettazione, appaltatori e consumatori una norma verificabile e valida a livello internazionale per qualificare il prodotto secondo criteri di sostenibilità economica, ambientale e sociale. La norma prevede trentotto parametri a cui è obbligatorio essere conformi e che determinano un punteggio specifico per ogni prodotto, confrontandolo con valori di riferimento. Solo le piastrelle in ceramica che raggiungono un punteggio minimo di 117,5 possono ottenere la conformità alla norma ISO 17889-1.

The Lea Ceramiche products comply with the international standard ISO 17889-1 "Sustainability issues for ceramic tiling systems", that establishes the sustainability criteria for ceramic surfaces with the goal of providing design professionals, contractors and consumers a standard that is verifiable and valid at the international level for qualifying the product according to economic, environmental and social sustainability. The standard provides thirty-eight parameters to which compliance is mandatory, and which determine a specific score for each product, comparing it with reference values. Only ceramic tiles that achieve a minimum score of 117.5 can obtain compliance with standard ISO 17889-1.



Panariagroup ha adottato l'open standard HPD (Health Product Declaration), riconosciuto da USGBC LEED, nato per promuovere l'attenzione verso persone e consumatori tramite la rendicontazione delle caratteristiche del prodotto e le informazioni sui rischi per la salute di tutti i soggetti coinvolti nel progetto.

Panariagroup has adopted the HPD (Health Product Declaration) open standard, recognized by USGBC LEED and created to promote attention towards people and consumers by reporting product features and information regarding health risks for all those involved in the project.



Strumento volontario, riconosciuto all'interno dei crediti LEED, che garantisce la massima trasparenza in merito alla composizione chimica dei prodotti Panariagroup e alla totale assenza di sostanze ritenute pericolose per la salute umana e per l'ambiente. Declare è in grado di orientare le scelte di progettisti e consumatori finali verso prodotti più sani e più ecologici.

A voluntary tool, recognized within the LEED credits, that ensures maximum transparency regarding the chemical composition of Panariagroup products and the total absence of substances considered to be harmful to human health and the environment. Declare is capable of guiding the choices of designers and end consumers towards healthier and more environmentally-friendly products.

Ci-après, les certifications obtenues par Lea Ceramiche qui témoignent de la plus haute attention et sensibilité envers les questions éthiques, environnementales, de sécurité et de qualité. Pour plus de détails et pour télécharger les certificats, nous vous invitons à consulter notre nouveau site : leaceramiche.com.

Im Folgenden finden Sie die Zertifizierungen, die Lea Ceramiche als Zeichen der Anerkennung für die großen Bemühungen und die Sorgfalt im Umgang mit ethischen, ökologischen, Sicherheits- und Qualitätsfragen ausgestellt wurden. Für weitere Informationen und um die Zertifikate herunterzuladen, besuchen Sie bitte unsere Website: leaceramiche.com.

CERTIFICATIONS BESCHEINIGUNG	DESCRIPTION	BESCHREIBUNG
	L'UPEC est une certification de produit délivrée par l'institut français CSTB qui vérifie l'adéquation technique des produits de premier choix par rapport au type d'usage prévu.	UPEC ist eine Produktzertifizierung, die von dem französischen Institut CSTB ausgestellt wird und die technische Eignung von Produkten erster Wahl im Hinblick auf ihren Verwendungszweck prüft.
	La marque CE est la certification de sécurité des produits demandé par l'Union Européenne ayant comme objectif la protection et la santé des personnes.	Die CE-Kennzeichnung ist die von der Europäischen Union geforderte Zertifizierung der Produktsicherheit und dient dem Schutz der Gesundheit der Menschen.
	Le Label KEY-MARK et le Label Certiquality-UNI attestent que les produits certifiés sont conformes aux normes européennes pour les carreaux céramiques.	Die Kennzeichnung KEY-MARK und die Kennzeichnung Certiquality-UNI bescheinigen, dass die zertifizierten Produkte den Europäischen Richtlinien für Keramikfliesen entsprechen.
	La Déclaration Environnementale Produit (DEP) communique de manière transparente les performances environnementales du grès cérame Lea Ceramiche en se basant sur l'analyse du cycle de vie (ACV). Les produits Lea Ceramiche possèdent la déclaration environnementale (DEP) de type III, certifiée par un tiers indépendant conformément aux normes ISO 14025 et EN 15804 (PCR de référence). Les produits certifiés DEP sont requis par les principaux organismes de certification pour la construction comme LEED (pour l'international), BREEAM (Angleterre), HQE (France) et DGNB (Allemagne), et par les cadres législatifs prévus en Italie (conditions pour participer aux marchés publics durables). Cette certification est une démarche volontaire, et vise à apporter une valeur supplémentaire aux matériaux Lea Ceramiche, fabriqués de manière responsable et selon les meilleurs standards écologiques.	Die Umwelt-Produktdeklaration (EPD) macht die Umweltleistung des Feinsteinzeugs von Lea Ceramiche auf der Grundlage der "Lebensdaueranalyse" (LCA) transparent. Die Produkte Lea Ceramiche verfügen über eine EPD vom Typ III, die von einem unabhängigen Dritten nach den Normen EN 14025 und EN 15804 (Referenz-PCR) zertifiziert wurde. EPD-zertifizierte Produkte werden von den wichtigsten Gebäudezertifizierungssystemen verlangt, wie z.B. LEED (International), BREEAM (England), HQE (Frankreich) und DGNB (Deutschland), sowie von den gesetzlichen Regelungen in Italien (Anforderungen an ein nachhaltiges öffentliches Auftragswesen). Es handelt sich um eine freiwillige Zertifizierung, die den Wert der Materialien von Lea Ceramiche zusätzlich unterstreicht, da sie nach den höchsten Anforderungen an Nachhaltigkeit und Verantwortung hergestellt werden.
	La marque GREENGUARD certifie les produits qui garantissent les standards de qualité de l'air les plus élevés dans les environnements intérieurs. Toutes les collections Lea Ceramiche en grès cérame et Slimtech ont obtenu la certification GREENGUARD GOLD, qui est le standard de UL ayant les critères les plus sévères en matière d'émission de COV, et elles sont en mesure de garantir la meilleure salubrité aux personnes qui vivent et habitent dans ces environnements. Elles peuvent donc être utilisées dans des endroits comme les structures sanitaires, fréquentées par des individus sensibles tels que les enfants et les personnes âgées. GREENGUARD GOLD est une certification amplement reconnue et exigée par les programmes de construction durable et par les règlements de conception et construction du monde entier, comme le LEED (international) et le BREEAM (GB).	Die Marke GREENGUARD zertifiziert die Produkte, die in Innenbereichen höchste Luftqualität garantieren. Alle Feinsteinzeug- und Slimtech-Kollektionen von Lea Ceramiche besitzen die GREENGUARD GOLD-Zertifizierung, d.h. den UL-Standard mit den strengsten Grenzwerten für VOC-Emissionen, und gewährleisten somit die bestmögliche Gesundheitsverträglichkeit für die Menschen, die in den Räumen leben. Deshalb können sie in Umgebungen wie Schulen und Gesundheitseinrichtungen eingesetzt werden, die von empfindlichen Personen wie Kindern und älteren Menschen besucht werden. GREENGUARD GOLD ist eine weithin anerkannte Zertifizierung, die von nachhaltigen Bauprogrammen sowie weltweiten Planungs- und Baubewertungssystemen wie LEED (international) und BREEAM (Vereinigtes Königreich) verlangt wird.
	Pour la plupart de ses produits, Lea Ceramiche a obtenu une certification liée à la teneur en matière recyclée pré-consommateur. Cette caractéristique de l'éco-durabilité contribue à l'obtention de crédits fournis par différentes normes de construction internationales.	Für die meisten seiner Produkte hat Lea Ceramiche gewonnen eine Zertifizierung in Bezug auf den Inhalt des Materials recycelter Pre-Consumer. Dieses Merkmal der ökologischen Nachhaltigkeit trägt dazu bei, Kredite von unterschiedliche internationale Baunormen.
	Lea Ceramiche est membre de l'U.S. Green Building Council et du Green Building Council d'ITALIE, organisations qui promeuvent la réalisation d'édifices et d'ouvrages qui respectent l'environnement, la santé et le bien-être des personnes qui y vivent et y travaillent. Les fiches LEED des collections Lea Ceramiche sont disponibles sur demande, aussi bien selon le protocole LEED V4 que selon les protocoles de GBC Italie.	Lea Ceramiche ist Mitglied des US-Green Building Councils und des Green Building Councils ITALIEN, beides Organisationen, die den Bau von Gebäuden und Bauwerken unter Berücksichtigung der Umwelt, Gesundheit und des Wohlbefindens der Menschen, die darin leben und arbeiten, fördern. Die LEED-Zertifikate für die Serie Lea Ceramiche sind sowohl gemäß LEED V4 als auch gemäß den Protokollen von GBC Italia auf Anfrage erhältlich.
	Les produits Lea Ceramiche sont conformes à la norme internationale ISO 17889-1 "Sustainability issues for ceramic tiling systems", qui établit les critères de durabilité pour les surfaces en céramique en vue de fournir aux concepteurs professionnels, aux entrepreneurs et aux consommateurs une norme vérifiable et valide au niveau international permettant de qualifier les produits suivant des critères de durabilité économique, environnementale et sociale. La norme prévoit trente-huit paramètres auxquels il faut absolument se conformer car ils permettent d'obtenir une note spécifique à chaque produit, à comparer avec des valeurs de référence. Seuls les carreaux en céramique vantant une note minimale de 117,5 peuvent être déclarés conforme à la norme ISO 17889-1.	Die Produkte von Lea Ceramiche entsprechen der internationalen Norm ISO 17889-1 "Sustainability issues for ceramic tiling systems", welche die Nachhaltigkeitskriterien für Keramikoberflächen festlegt, um Planern, Bauunternehmern und Verbrauchern eine überprüfbare und international gültige Norm zur Qualifikation des Produkts anhand von wirtschaftlichen, ökologischen und sozialen Nachhaltigkeitskriterien zur Verfügung zu stellen. Die Norm sieht achtunddreißig Parameter vor, die zwingend eingehalten werden müssen und für jedes Produkt eine bestimmte Punktzahl festlegen, die auf der Grundlage eines Vergleichs mit Referenzwerten vergeben wird. Nur Keramikfliesen, die eine Mindestpunktzahl von 117,5 erreichen, können die Zertifizierung nach ISO 17889-1 erhalten.
	Panariagroup a adopté la norme ouverte HPD (Health Product Declaration), reconnue par l'USGBC LEED, créée pour attirer l'attention des personnes et des consommateurs à travers la communication des caractéristiques du produit et des informations sur les risques pour la santé de toutes les personnes impliquées dans le projet.	Panariagroup übernimmt den vom USGBC LEED anerkannten Open Standard HPD (Health Product Declaration). Zweck ist eine größere Aufmerksamkeit gegenüber Personen und Verbrauchern durch klare Angabe von Produktmerkmalen und Gesundheitsrisiken aller am Projekt Beteiligten.

Declare est un outil volontaire, reconnu dans les crédits LEED, qui garantit une transparence maximale sur la composition chimique des produits Panariagroup et l'absence totale de substances considérées comme dangereuses pour la santé humaine et l'environnement. Declare permet d'orienter les choix des maîtres d'ouvrage et des consommateurs finaux vers des produits plus sains et plus écologiques.

Es handelt sich um ein freiwilliges, in das System der LEED-Punkte integriertes Instrument, das maximale Transparenz hinsichtlich der chemischen Zusammensetzung der Panariagroup-Produkte sowie der vollkommenen Freiheit von als für Mensch und Umwelt schädlich erachteten Stoffe garantiert. Declare unterstützt Planer und Endverbraucher bei der Wahl gesünder und umweltfreundlicherer Produkte.

Prodotti certificati.

Certified products / Produits certifiés / Zertifizierte Produkte

serie
series
series
serien



Anthology	•	•	•
Basaltina Stone Project	•		•
Bio Attitude	•		•
Bio Recover			•
Bio Select			•
Cliffstone	•		•
Concreto	•		•
Delight	•		•
Dreaming			•
Masterpiece	•		•
Nextone	•	•	•
Waterfall	•	•	•
Side Stone	•	•	•
SLIMTECH			
Slimtech Concreto	•		
Slimtech Delight	•		
Slimtech Nextone	•		

L'elenco aggiornato ed i relativi classamenti UPEC degli articoli Lea Ceramiche sono consultabili sul sito www.cstb.fr o tramite i link <https://evaluation.cstb.fr> - <https://database.cstb.fr>

The updated list and the corresponding UPEC classifications for Lea Ceramiche products can be viewed at www.cstb.fr or via the links <https://evaluation.cstb.fr> - <https://database.cstb.fr>

La liste mise à jour des articles Lea Ceramiche et leurs relatifs classements UPEC peuvent être consultés sur le site Web www.cstb.fr ou via les liens <https://evaluation.cstb.fr> - <https://database.cstb.fr>

Das aktuelle Verzeichnis und die entsprechenden UPEC-Klassifizierungen der Lea Ceramiche-Produkte können von der Website www.cstb.fr oder über die Links <https://evaluation.cstb.fr> - <https://database.cstb.fr> heruntergeladen werden.

I certificati del contenuto di riciclato, compresi gli aggiornamenti 2024, sono scaricabili dal sito www.leaceramiche.it alla sezione Download/Certificazioni

Recycled content certificates, including the 2024 updates, can be downloaded from www.leaceramiche.it in the Downloads/Certifications section.

Les certificats sur la teneur en matière recyclée, y compris les mises à jour 2024, peuvent être téléchargés sur le site www.leaceramiche.it dans la section Téléchargement /Certifications.

Die Zertifikate zum Recyclinganteil, darunter auch die Aktualisierungen 2024, können von der Seite www.leaceramiche.it im Bereich Download/Zertifizierungen heruntergeladen werden.



UNI-CERTIQUALITY-KEY MARK

I certificati sono disponibili su richiesta

Certificates are available upon request

Les certificats sont disponibles sur demande

Zertifikate sind auf Anfrage erhältlich

Norme tecniche di riferimento.

Technical standards / Normes techniques / Technische Bezugsnormen

ABC



RESISTENZA ALL'ABRASIONE PROFONDA DEEP ABRASION RESISTANCE | RÉSISTANCE À L'ABRASION PROFONDE | TIEFENABRIEBFESTIGKEIT

ISO 10545-6

Le superfici non smaltate (UGL) sono sottoposte al metodo dell'abrasione profonda; questo test determina il volume di materiale che viene asportato dalla superficie con un disco abrasivo dopo 150 giri. Tanto minore è il volume asportato tanto più resistente è il materiale.

Unglazed (UGL) surfaces are subjected to the deep abrasion method; this test measures the volume of material removed from the surface with an abrasive disc after 150 rotation cycles. The lower the volume removed, the more resistant the material.

Les surfaces non émaillées (UGL) sont soumises à la méthode de l'abrasion profonde : ce test détermine le volume de matériau éliminé de la surface à l'aide d'un disque abrasif au bout de 150 tours. La résistance est d'autant plus importante que le volume de matériau éliminé est faible.

Unglasierte Oberflächen (UGL) werden einem Tiefenabriebfestigkeitstest unterzogen. Dieser Test bestimmt die Materialmenge, die mit einer Schleifscheibe nach 150 Umdrehungen von der Oberfläche abgetragen wird. Je geringer das abgetragene Materialmenge, um so beständiger ist das Material.



RESISTENZA AL GELO FROST RESISTANCE | RÉSISTANCE AU GEL | FROSTBESTÄNDIGKEIT

ISO 10545-12

I materiali ceramici posati in esterno subiscono danneggiamenti dovuti al gelo se possiedono una certa porosità. Quando l'acqua eventualmente assorbita ghiaccia, aumenta il proprio volume determinando forti sollecitazioni meccaniche interne che possono tradursi in distacchi di materiale sulla superficie. Le piastrelle Lea Ceramiche sono ingelive quando, in virtù della porosità quasi nulla, superano sempre il test ISO 10545-12 che prevede 100 cicli gelo/disgelo tra -5°C e +5°C senza subire nessun danno.

Ceramic materials laid outdoors suffer frost damage if their porosity is above a certain level. When any water absorbed freezes, it increases in volume, generating strong internal mechanical stresses which may cause the material to detach from the underlying surface. Lea Ceramiche tiles are frostproof because, thanks to their negligible porosity, they always comply with the ISO 10545-12 test comprising 100 frost/defrost cycles between -5°C and +5°C without suffering any damage.

Les matériaux céramiques posés en extérieur subissent des dommages provoqués par le gel lorsqu'ils sont légèrement poreux. Lorsque l'eau éventuellement absorbée gèle, son volume augmente, ce qui a pour effet d'exercer de fortes sollicitations mécaniques internes qui peuvent se traduire par un détachement des carreaux de la surface de pose. Leur porosité étant quasi nulle, les carreaux Lea Ceramiche sont ingélifs. Ils ont en effet réussi avec succès le test ISO 10545-12 qui prévoit 100 cycles de gel/dégel entre -5°C et +5°C sans subir aucun dommage.

Die in Außenbereichen verlegten keramischen Materialien werden durch Frost beschädigt, wenn sie eine bestimmte Porosität aufweisen. Wenn das mögliche aufgenommene Wasser vereist, dehnt es sich aus und führt zu inneren mechanischen Belastungen, die zur Ablösung von Material an der Oberfläche führen können. Die Fliesen Cotto d'Este sind frostbeständig, da sie so gut wie gar nicht porös sind, und daher den Test nach ISO 10545-12, der 100 Gefrier- und Tautzyklen zwischen -5°C und +5°C vorsieht, stets unbeschadet bestehen.



RESISTENZA ALL'ATTACCO CHIMICO CHEMICAL RESISTANCE | RÉSISTANCE À L'ATTAQUE CHIMIQUE | CHEMIKALIENBESTÄNDIGKEIT

ISO 10545-13

Il metodo determina la resistenza chimica di piastrelle sia smaltate che non smaltate, utilizzando acidi (cloridrico, citrico, lattico) e basi (idrossido di potassio) a bassa (L) e ad alta (H) concentrazione. La classificazione viene effettuata come segue:
LA, HA: Resistente;
LB, HB: Modifica dell'aspetto della superficie;
LC, HC: Perdita parziale o completa della superficie originale.

This method measures the chemical resistance of both glazed and unglazed tiles, using acids (hydrochloric, citric and lactic) and bases (potassium hydroxide) at low (L) and high (H) concentration. The classification is as follows:
LA, HA: Resistant;
LB, HB: Changes in appearance of surface;
LC, HC: partial or complete loss of original surface.

Cette méthode permet de mesurer la résistance chimique de carreaux émaillés et non-émaillés en utilisant différents acides (chlorhydrique, citrique et lactique) et des bases (hydroxyde de potassium) à basse (L) et haute (H) concentration. La classification est la suivante:
LA et HA: résistant;
LB et HB: modification de l'aspect de la surface;
LC et HC: perte partielle ou totale de la surface d'origine.

Die Methode bestimmt die Chemikalienbeständigkeit sowohl glasierter als auch unglasierter Fliesen, unter Verwendung von Säuren (Salzsäure, Zitronensäure, Milchsäure) und Laugen (Kaliumhydroxyd) inschwacher (L) und starker (H) Konzentration. Die Einstufung findet wie folgt statt:
LA, HA: beständig;
LB, HB: Veränderung der Oberflächenoptik;
LC, HC: Teilweiser oder vollständiger Verlust der Originaloberfläche.



RESISTENZA ALLE MACCHIE STAIN RESISTANCE | RÉSISTANCE AUX TACHES | FLECKENBESTÄNDIGKEIT

ISO 10545-14

La superficie d'esercizio viene posta a contatto con tre agenti macchianti, olio d'oliva, soluzione alcolica di iodio e verde cromo in olio leggero; dopo 24 ore si procede alla pulizia.
Classe 5 - macchia rimossa con acqua calda corrente per 5 minuti;
Classe 4 - macchia rimossa mediante pulizia manuale con detergente debole;
Classe 3 - macchia rimossa mediante pulizia meccanica con detergente forte;
Classe 2 - macchia rimossa mediante immersione in idoneo solvente per 24 ore;
Classe 1 - macchia non rimossa.

The operating surface is subject to three staining agents, olive oil, iodine alcohol solution and chromic green in light oil; after 24 hours the surface is cleaned.
Class 5 - stain removed within 5 minutes under warm running water;
Class 4 - stain removed by manual cleaning with mild detergent;
Class 3 - stain removed by mechanical cleaning with strong detergent;
Class 2 - stain removed by dipping in suitable thinner for 24 hours;
Class 1 - stain not removed.

La surface de travail est mise au contact de trois agents tachants, huile d'olive, solution alcoolique à base d'iode et vert de chrome dans une huile légère ; le nettoyage est effectué après 24 heures.
Classe 5 - tache enlevée à l'eau chaude courante (5 minutes);
Classe 4 - tache enlevée par nettoyage manuel avec un produit léger;
Classe 3 - tache enlevée par nettoyage mécanique avec un détergent fort;
Classe 2 - tache enlevée par immersion dans un solvant approprié pendant 24 heures;
Classe 1 - tache tenace.

Die Arbeitsfläche wird drei färbenden Substanzen ausgesetzt, Olivenöl, alkoholischer Jodlösung und Grünchrom in Leichtöl und nach 24 Stunden gereinigt.
Klasse 5 - Der Fleck verschwindet nach 5-minütigen Abspülen mit warmem Wasser.
Klasse 4 - Der Fleck verschwindet nach einer Reinigung von Hand mit einem sanften Reinigungsmittel.
Klasse 3 - Der Fleck verschwindet nach einer mechanischen Reinigung mit einem starken Reinigungsmittel.
Klasse 2 - Der Fleck verschwindet nach einem 24-stündigen Tauchbad in einem geeigneten Lösungsmittel.
Klasse 1 - Der Fleck kann nicht entfernt werden.



ASSORBIMENTO D'ACQUA WATER ABSORPTION | ABSORPTION D'EAU | WASSERAUFNAHMEFÄHIGKEIT

ISO 10545-3

La capacità di un materiale ceramico di assorbire acqua è in relazione alla sua porosità. I prodotti Lea Ceramiche, grazie alle materie prime molto pregiate e alle avanzate tecnologie produttive, offrono sempre una compattezza eccezionale e conseguentemente valori minimi di porosità. L'assorbimento d'acqua rappresenta la quantità d'acqua assorbita dalla piastrella ceramica e viene espressa come % riferita alla massa.

A ceramic material's capacity to absorb water depends on its porosity. Thanks to the quality raw materials used and the state-of-the-art production technologies, Lea Ceramiche products are always outstandingly compact, meaning that their porosity is negligible. Water absorption represents the quantity of water absorbed by the ceramic tile and is measured as a % of the weight.

La capacité d'absorption d'eau d'un matériau céramique dépend de sa porosité. Grâce à la très haute qualité des matières premières utilisées et à des technologies de production avancées, les produits Lea Ceramiche garantissent un degré de compacité exceptionnel synonyme de porosité minimale. L'absorption d'eau représente la quantité d'eau absorbée par le carreau céramique et est exprimée en % par rapport à la masse.

Die Wasseraufnahmefähigkeit eines keramischen Materials ist von seiner Porosität abhängig. Lea Ceramiche Produkte weisen dank ihrer sehr hochwertigen Rohstoffe und ihrer fortschrittlichen Produktionstechniken stets eine ausgezeichnete kompakte Beschaffenheit und minimale Porosität auf. Der Wert drückt den Aufnahmeprozentsatz im Verhältnis zur Masse aus. Die Wasseraufnahme bezieht sich auf die von der Keramikfliese aufgenommene Wassermenge und wird in % im Verhältnis zur Masse ausgedrückt.



CLASSE REQUISITI MECCANICI (CARRABILITÀ)
MECHANICAL REQUIREMENTS CLASS (VEHICULAR PASSAGE) | CLASSE EXIGENCES MÉCANIQUE
(DALLES DE VOIRIE) | KLASSE DER MECHANISCHEN ANFORDERUNGEN (BEFAHRBARKEIT)

EN 1339

Le lastre per strade e coperture in cemento sono soggette a marcatura NF, la cui gestione è garantita da CERIB su incarico di AFNOR Certification.

· Classi di denominazione NF riconducibili all'uso

Corrispondono alle classi di requisiti della norma P 98-335 in merito al dimensionamento e alla realizzazione di pavimentazioni.

Les dalles de voirie et de toiture en béton font l'objet d'une marque NF dont la gestion est assurée par le CERIB par mandat de l'organisme de normalisation AFNOR.

· Classes d'appellation NF liées à l'usage

Elles correspondent aux classes d'exigences de la norme P 98-335 concernant le dimensionnement et la mise en oeuvre des chaussées.

Classe		S4	T7	T11	U14	U25	U30
Destinazione STRADA & COPERTURE Destination VOIRIE & TOITURE	Posa su sabbia o malta Pose sur sable ou mortier	Veicoli con carico per ruota < 0,6 t Véhicules de charge par roue < 0,6 t	Veicoli con carico per ruota < 0,9 t Véhicules de charge par roue < 0,9 t	Veicoli con carico per ruota < 2,5 t Véhicules de charge par roue < 2,5 t		Veicoli con carico per ruota ≤ 6,5 t Véhicules de charge par roue ≤ 6,5 t	
	Posa su sostegni Pose sur plots	/	Solo accesso pedonale Accès piétons exclusivement	Circolazione occasionale e a bassa velocità Circulation occasionnelle et à vitesse réduite	Circolazione normale Circulation normale	Circolazione occasionale e a bassa velocità Circulation occasionnelle et à vitesse réduite	Circolazione normale Circulation normale
			Uso moderato di piccola superficie (ad esempio, terrazze private) e altezza dei sostegni ≤ 15 cm Usage modéré sur petite surface (par ex: terrasses privées) et hauteur des plots ≤ 15 cm	Uso collettivo o pubblico Usage collectif ou public	Veicoli con carico per ruota < 0,9 t in circolazione a velocità ridotta e per 40 veicoli/giorno/direzione al massimo (parcheggio, ...) Véhicules de charge par roue < 0,9 t circulant à vitesse réduite et à raison de 40 véhicules/jour/sens au maximum (aires de stationnement, ...)	/	/



SFORZO DI ROTTURA (S)
BREAKING STRENGTH (S) | CHARGE DE RUPTURE (S) | BRUCHWIDERSTAND (S)

ISO 10545-4

Questo parametro serve per valutare la capacità della piastrella di sopportare carichi statici e dinamici quando è posta in esercizio. La norma considera la piastrella come una trave, posta su due rulli distanti tra loro, mentre al centro viene applicata una forza tramite un terzo rullo. Il carico di rottura è il peso che viene sopportato prima della rottura della piastrella. Il carico di rottura effettivo della piastrella in opera è notevolmente superiore a quello misurato in laboratorio.

This parameter is used to assess the ceramic tile's capacity to withstand static and dynamic loads after laying. The standard considers the tile as a beam, placed on two rollers a certain distance apart, while a third roller applies a force to its centre. The breaking strength is the weight the tile withstands before breaking. The actual breaking strength of a tile after laying is considerably higher than the value measured in the laboratory.

Ce paramètre permet d'évaluer la capacité qu'a le carreau de supporter des charges statiques et dynamiques. La norme considère le carreau comme une poutre posée sur deux rouleaux distants l'un de l'autre alors qu'au centre du carreau est appliquée une force par l'intermédiaire d'un troisième rouleau. La charge de rupture est le poids supporté avant rupture du carreau. La charge de rupture effective du carreau après pose est tolégere nettement supérieure à celle mesurée en laboratoire.

Dieser Parameter dient zur Bewertung der Fähigkeit der im verlegten Zustand statischen und dynamischen Belastungen standzuhalten. Die Norm betrachtet die Fliese als einen Balken, der auf zwei voneinander distanzierten Rollen liegt, während in der Mitte über eine dritte Rolle eine Kraft angelegt wird. Die Bruchlast ist das ausgehaltene Gewicht, bevor die Fliese bricht. Die tatsächliche Bruchfestigkeit der verlegten Fliese ist wesentlich höher als die im Labor gemessene Bruchfestigkeit.

ASTM C 648

Il metodo di prova consiste nell'appoggiare la piastrella sulle estremità di tre aste cilindriche oppure su tre cuscinetti a sfera per piastrelle, aventi un'area facciale pari a 6,25 pollici² (40 cm²) o area minore, disposte/i in modo da formare un triangolo equilatero. È pertanto applicata una forza di entità prestabilita al centro del supporto triangolare. Tale forza è mantenuta fino alla rottura del campione.

The test method consists in placing the tile on the ends of three cylindrical rods, or on three ball bearings for tiles having a facial area of 6.25 in² (40 cm²) or less, arranged in an equilateral triangle, and applying force at the centre of the triangular support, until the specimen breaks.

La méthode d'essai consiste à poser le carreau sur les extrémités de trois tiges cylindriques ou sur trois roulements à billes pour les carreaux ayant une surface de 6,25 pouces² (40 cm²) ou inférieure, disposées/és de façon à former un triangle équilatéral. L'essai prévoit ensuite l'application d'une force prédéterminée au centre du support triangulaire, jusqu'à la rupture de l'échantillon.

Die Testmethode besteht darin, die Fliese auf die Enden von drei Rundstäben oder auf drei Fliesenugellager mit einer Frontfläche von 6,25 Zoll² (40 cm²) oder weniger zu legen, die so angeordnet sind, dass sie ein gleichseitiges Dreieck bilden. Dann wird in der Mitte dieses dreieckigen Trägers eine zuvor festgelegte Kraft angelegt, bis die Fliesenprobe bricht.

GRADO DI STONALIZZAZIONE
SHADE VARIATION | DEGRÉ DE VARIABILITÉ CHROMATIQUE | ABTÖNUNGSGRAD

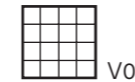
ANSI A137.1 - ANSI A137.3 (SLIMTECH)

Classificazione estetica e variazioni di tono. Il colore, la struttura e l'aspetto delle piastrelle possono variare secondo le specifiche del produttore definite per la particolare serie di piastrelle o linea di prodotto. Le seguenti designazioni di "classe estetica" sono fornite nella Tabella, affinché il produttore possa comunicare le caratteristiche estetiche di un particolare prodotto.

Aesthetic classification and shade variations. Tiles may vary in color, texture, or appearance according to the manufacturer's design for that particular tile series or product line. The following aesthetic class designations have been provided in the Table, so that the manufacturer may describe the aesthetic characteristics of a particular product.

Classification esthétique et variations de tonalité. La couleur, la structure et l'aspect des carreaux peuvent varier en fonction des spécifications du producteur définies pour la série de carreaux ou la ligne de produit spécifique. Les désignations de « classe esthétique » suivantes sont fournies dans le Tableau pour permettre au producteur de communiquer les caractéristiques esthétiques d'un produit particulier.

Optische Klassifizierung und Tonvariationen. Die Farbe, die Struktur und das Aussehen der Fliesen können aufgrund der für die besondere Fliesenserie oder Produktreihe festgelegten Spezifikationen seitens des Herstellers variieren. Die folgenden Bezeichnungen der „Kategorie“ sind in der Tabelle angegeben, damit der Hersteller die ästhetischen Merkmale eines bestimmten Produkts vermitteln kann.



NULLA

Aspetto molto uniforme. I pezzi della stessa variante di colore sono molto uniformi.

NONE


Very uniform appearance. Pieces of the same colour variant are very uniform.

NUL

Aspect très uniforme. Les pièces de la même variante de couleur sont très uniformes.

NICHTIG

Sehr gleichmäßiges Erscheinungsbild. Die Fliesen der gleichen Farbvariante sind sehr gleichmäßig.



LIEVE

Aspetto uniforme. Le differenze fra i pezzi di un lotto di produzione sono minime.

MINOR

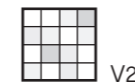
Uniform appearance. Differences among pieces from the same production batch are minimal.

LÉGER

Aspect uniforme. Les différences entre les pièces d'un même lot de production sont minimes.

LEICHT

Gleichmäßiges Erscheinungsbild. Die Unterschiede zwischen den Fliesen eines Produktionsloses sind minimal.



BASSO

Variazioni minime. Differenze chiaramente visibili nella struttura e/o nel design fra pezzi di colori simili.

LOW

Slight variation. Clearly distinguishable differences in texture and/or pattern within similar colors.

FAIBLE

Variations minimes. Différences clairement visibles au niveau de la structure et/ou du design entre les pièces caractérisées par des couleurs similaires.

GERING

Minimale Abweichungen. Deutlich sichtbare Unterschiede in der Struktur und/oder im Design zwischen Fliesen ähnlicher Farbe.



MEDIO

Variazioni moderate. Benché i colori e la struttura di un singolo pezzo possano essere identificativi dei colori e della struttura degli altri pezzi, la variazione di colore e di struttura di ciascun pezzo può variare in maniera significativa. Si consiglia di esaminare la gamma prima dell'eventuale scelta.

MEDIUM

Moderate variation. While the colors and or texture present on a single piece of tile will be indicative of the colors and or texture to be expected on the other tiles, the variation of colors and or texture on each piece may vary significantly. It is recommended that the range be viewed before selection.

MOYEN

Variations modérées. Même si les couleurs et la texture d'une seule pièce peuvent identifier les couleurs et les structures des autres pièces, la variation de la couleur et de la structure de chaque pièce peut être significative. Il est conseillé d'examiner la gamme avant de choisir.

MITTEL

Mäßige Abweichungen. Obwohl die Farben und die Struktur einer einzelnen Fliese kennzeichnend für die Farben und die Struktur der anderen Fliesen sein können, können die Farbe und die Struktur jeder einzelnen Fliese beträchtliche Abweichungen aufweisen. Es empfiehlt sich vor einer möglichen Auswahl die Produktpalette zu überprüfen.



ALTO

Variazioni sostanziali. Differenze casuali di colore o struttura da piastrella e piastrella, di conseguenza una piastrella può avere colori e/o struttura totalmente diversi da altre piastrelle. Pertanto, il risultato finale sarà unico e non ripetibile. Si consiglia di esaminare la gamma prima dell'eventuale scelta.

MAJOR

Substantial variation. Random color and or texture differences from tile to tile, so that one tile may have totally different colors and or texture from that on other tiles. Thus, the final installation will be unique. It is recommended that the range be viewed before selection.

ÉLEVÉ

Variations importantes. Différences aléatoires au niveau de la couleur ou de la structure d'un carreau à l'autre. Un carreau peut ainsi présenter des couleurs et/ou une structure totalement différentes de celles d'autres carreaux. Le résultat final sera donc unique et non reproductible. Il est conseillé d'examiner la gamme avant de choisir.

STARK

Starke Abweichungen. Zufällige Farboder Strukturunterschiede zwischen den einzelnen Fliesen, folglich kann sich die Farbe und/oder Struktur einer Fliese vollkommen von den anderen Fliesen unterscheiden, und das Endergebnis ist daher einmalig und nicht wiederholbar. Es empfiehlt sich vor einer möglichen Auswahl die Produktpalette zu überprüfen.

CARATTERISTICHE TECNICHE: GRES PORCELLANATO LAMINATO.



TECHNICAL FEATURES LAMINATED PORCELAIN STONEWARE / CARACTÉRISTIQUES TECHNIQUES DU GRÈS CÉRAME LAMINÉ / TECHNISCHE EIGENSCHAFTEN DES LAMINIERTES FEINSTEINZEUG

CONFORME - ACCORDING TO - CONFORME - GEMÄß: ISO 13006 G - EN 14411 G		LEA	LEA	
CARATTERISTICHE TECNICHE TECHNICAL FEATURES CARACTÉRISTIQUES TECHNIQUES TECHNISCHE EIGENSCHAFTEN	metodo di prova test method méthode d'essai prüfmethode	requisiti prescritti required values valeur requise vorgeschriebener wert ISO 13006 - G / EN 14411 - G Bia UGL	valori medi average values valeurs moyennes durchschnittliche werte slimtech 3plus, 5plus, 6plus (lastra + fiba di vetro) (slab + fibreglass)	
assorbimento d'acqua water absorption absorption d'eau wasserabsorption	ISO 10545-3	≤ 0,5%	0,1%*	
resistenza alla flessione modulus of rupture résistance à la flexion beigefestigkeit	ISO 10545-4	≥ 35 N/mm ²	50 N/mm ²	
resistenza all'abrasione profonda résistance to deep abrasion résistance à l'abrasion profonde widerstand gegen tiefenabrieb	ISO 10545-6	≤ 175 mm ³	conforme compliant conforme gemäß	
dilatazione termica lineare linear thermal expansion dilatation thermique linéaire thermische dilatation	ISO 10545-8	requisito non previsto no provision non prévu nicht erforderlich	α ≤ 7x10 ⁻⁶ °C ⁻¹	
resistenza alle macchie stain resistance résistance aux taches fleckenbeständigkeit	ISO 10545-14	classe 3 min.	5 (resistente) (résistant) (beständig) ≥ 3 (lev)	
resistenza attacco chimico** chemical resistance résistance chimique chemische beständigkeit	ISO 10545-13	come indicato dal produttore as indicated by manufacturer comme indiqué par le producteur wie vom hersteller angegeben	LA - HA (resistente) (résistant) (beständig) LB - HB (lev)	
resistenza al gelo frost resistance résistance au gel frostbeständigkeit	ISO 10545-12	nessuna alterazione no alterations aucune alteration keine änderung	resistente resistant résistant beständig	
reazione al fuoco fire reaction réaction au feu Brandverhalten	EN 13823 EN 9239-1	CPR (UE) 305/2011, 2000/147/CE UNI EN 13501-1	Classe / Class A2 s1,d0 (wall) Classe / Class A2r-s1 (floor) Classe / Class A1n (floor)	
conducibilità termica thermal conductivity conductivité thermique Wärmeleitfähigkeit	EN 12524	-	λ = 1,3 W/mK / 0.7 BTU/ft h °F	
caratteristiche dimensionali dimensions caracteristiques dimensionnelles scitenmasse	lunghezza e larghezza length and width longueur et largeur länge und breite	ISO 10545-2	± 0,3% max ± 1mm	conforme compliant conforme gemäß
	rettilinearità spigoli straightness of sides rectitude des arêtes kantengeradheit	ISO 10545-2	± 0,3% max ± 0,8mm	conforme compliant conforme gemäß
	ortogonalità rectangularity orthogonalité rechtwinkligkeit	ISO 10545-2	± 0,3% max ± 1,5mm	conforme compliant conforme gemäß
	planarità flatness planéité ebenflächigkeit	ISO 10545-2	± 0,4% max ± 1,8mm	conforme compliant conforme gemäß
	spessore thickness épaisseur stärke	ISO 10545-2	± 5% max ± 0,5mm	conforme compliant conforme gemäß

* valore riferito al solo materiale ceramico / value referred to ceramic material only
valeur qui se réfère uniquement au matériel céramique / der wert bezieht sich ausschließlich auf keramisches material

**ad esclusione dell'acido fluoridrico e suoi derivati / excluding hydrofluoric acid and its derivatives / sauf l'acide fluorhydrique et ses dérivés / ausgenommen den fluorwasserstoff und seine derivate

TECHNICAL FEATURES: LAMINATED PORCELAIN STONEWARE.



(AMERICAN STANDARDS)

ACCORDING TO ANSI A 137.3 (BACK LAYERED GAUGED PORCELAIN SLABS 3PLUS 5PLUS / GAUGED PORCELAIN SLABS 6MM - UGL)			LEA	LEA	LEA
TECHNICAL FEATURES	test method	requirements	average values	average values	average values
water absorption	ASTM C373	ANSI A137.3 ≤ 0,5%	slimtech 3plus (slab + fibreglass) 0.1%*	slimtech 5plus (slab + fibreglass) 0.1%*	slimtech 6mm 0.1%
modulus of rupture	ASTM C1505	≥ 6000 PSI	≥ 6000 PSI	≥ 6000 PSI	≥ 6000 PSI
breaking strength	ASTM C1505	thickness 3.5 - 4.9 mm: ≥ 85 lbf	≥ 85 lbf	≥ 175 lbf	≥ 175 lbf
		thickness 5 - 6.5 mm: ≥ 175 lbf			
deep abrasion resistance	ASTM C1243	≤ 175 mm ³	compliant	compliant	compliant
linear thermal expansion	ASTM C372	as indicated by manufacturer	α ≤ 4.4x10 ⁻⁶ °F ⁻¹ / α ≤ 8x10 ⁻⁶ °C ⁻¹	α ≤ 4.4x10 ⁻⁶ °F ⁻¹ / α ≤ 8x10 ⁻⁶ °C ⁻¹	α ≤ 4.4x10 ⁻⁶ °F ⁻¹ / α ≤ 8x10 ⁻⁶ °C ⁻¹
stain resistance	ASTM C1378	as indicated by manufacturer	A resistant	A resistant	A resistant C (lev - touch)
chemical resistance**	ASTM C650	as indicated by manufacturer	resistant	resistant C (lev)	A resistant C (lev - touch)
frost resistance	ASTM C1026	as indicated by manufacturer	resistant	resistant	resistant
flame spread	ASTM E84	-	class A	class A	class A
dimensions	nominal dimensions	ASTM C499	Max ±3.0% of nominal dimensions	compliant	compliant
	caliber range	ASTM C499	Max ±0.25% or max ±0.03"	compliant	compliant
	thickness	ASTM C499	Max ±0.5 mm (±0.02") from nominal thickness	compliant	compliant
	thickness variation	ASTM C499	0.5 mm (0.02")	compliant	compliant
	wedging	ASTM C502	Max ±0.25% or max ±0.03"	compliant	compliant

* value referred to ceramic material only
**excluding hydrofluoric acid and its derivatives

CARATTERISTICHE TECNICHE: GRES PORCELLANATO

TECHNICAL FEATURES PORCELAIN STONWARE / CARACTÉRISTIQUES TECHNIQUES DU GRÈS CÉRAME / TECHNISCHE EIGENSCHAFTEN DES GRES FEINSTEINZEUGS

CONFORME - ACCORDING TO - CONFORME - GEMÄß: ISO 13006 G - EN 14411 G		LEA		
CARATTERISTICHE TECNICHE TECHNICAL FEATURES CARACTÉRISTIQUES TECHNIQUES TECHNISCHE EIGENSCHAFTEN	metodo di prova test method méthode d'essai prüfmethode	requisiti prescritti required values valeurs requises vorgeschriebener wert ISO 13006 - G / EN 14411 - G gruppo / group Bla	valori medi average values valeurs moyennes durchschnittliche werte UGL: non smaltato UGL: unglazed UGL: levigato - lappato UGL: polished - lappato	
assorbimento d'acqua water absorption absorption d'eau wasserabsorption	ISO 10545-3	≤ 0,5%	0,05%	
sforzatura di rottura (S) breaking strength (S) résistance à la rupture (S) bruchlast (S)	ISO 10545-4	≥ 1300 N	conforme compliant conforme gemäß 13600 N (20mm) ⊕ L2	
resistenza alla flessione modulus of rupture résistance à la flexion beugefestigkeit	ISO 10545-4	≥ 35 N/mm ²	50 N/mm ²	
classe requisiti meccanici mechanical classification klasse mechanisches erfordernis résistance mécanique	EN 1339	requisito non previsto no provision non prévu nicht erforderlich	U14 (20mm)** ⊕ L2	
resistenza all'abrasione profonda resistance to deep abrasion résistance à l'abrasion profonde widerstand gegen tiefenabrieb	ISO 10545-6	≤ 175 mm ³	145 mm ³ Conforme Compliant (LUX)	
dilatazione termica lineare linear thermal expansion dilatation thermique linéaire thermische dilatation	ISO 10545-8	requisito non previsto no provision non prévu nicht erforderlich	α ≤ 7x10 ⁻⁶ °C ⁻¹	
resistenza alle macchie stain resistance résistance aux taches fleckenbeständigkeit	ISO 10545-14	classe 3 min	5 (resistente) (résistant) (beständig) ≥ 3 (LUX)	
resistenza attacco chimico* chemical resistance résistance chimique chemische beständigkeit	ISO 10545-13	come indicato dal produttore as indicated by manufacturer comme indiqué par le producteur wie vom hersteller angegeben	LA - HA (resistente) (résistant) (beständig)	
resistenza al gelo frost resistance résistance au gel frostbeständigkeit	ISO 10545-12	nessuna alterazione no alterations aucune altération keine änderung	resistente résistant beständig	
reazione al fuoco fire reaction réaction au feu Brandverhalten	EN 13823 EN 9239-1	CPR (UE) 305/2011 2000/147/CE UNI EN 13501-1	Classe / Class A1 (wall) Classe / Class A1 _f (floor)	
conducibilità termica thermal conductivity conductivité thermique Wärmeleitfähigkeit	EN 12524	-	λ = 1,3 W/m ² K / 0,7 BTU/ft h ² F	
caratteristiche dimensionali dimensions caractéristiques dimensionnelles scitenmasse	lunghezza e larghezza length and width longueur et largeur länge und breite	ISO 10545-2	± 0,6% max ± 2mm Non rett / Not rect ± 0,3% max ± 1mm Rett / Rect	conforme compliant conforme gemäß
		rettilinearità spigoli straightness of sides rectitude des arêtes kantengeradheit	ISO 10545-2	± 0,5% max ± 1,5mm Non rett / Not rect ± 0,3% max ± 0,8mm Rett / Rect
	ortogonalità rectangularity orthogonalité rechtwinkligkeit	ISO 10545-2	± 0,5% max ± 2mm Non rett / Not rect ± 0,3% max ± 1,5mm Rett / Rect	conforme compliant conforme gemäß
	planarità flatness planéité ebenflächigkeit	ISO 10545-2	± 0,5% max ± 2mm Non rett / Not rect ± 0,4% max ± 1,8mm Rett / Rect	conforme compliant conforme gemäß
	spessore thickness épaisseur stärke	ISO 10545-2	± 5% max ± 0,5mm	conforme compliant conforme gemäß

* ad esclusione dell'acido fluoridrico e suoi derivati / excluding hydrofluoric acid and its derivatives
sauf l'acide fluorhydrique et ses dérivés / ausgenommen den fluorwasserstoff und seine derivate

** carrabile quando incollata su massetto. La classificazione si riferisce al solo formato quadrato, fino a 60x60 cm / can be driven on when glued on screed. The classification only refers to the square format, up to 60x60 cm / carrossable s'il est collé sur une chape. La classification ne concerne que le format carré, jusqu'à 60x60 cm / befahrbar bei Verkleben auf Estrich. Die Klassifikation bezieht sich nur auf das quadratische Format, bis zu 60x60 cm

TECHNICAL CHARACTERISTICS: PORCELAIN STONWARE.

(AMERICAN STANDARDS)

ACCORDING TO ANSI A 137.1 UNGLAZED PORCELAIN TILES (CLASS P1)				LEA	LEA	
TECHNICAL FEATURES	test method	required values ANSI A 137.1	average values UGL: unglazed	average values UGL: polished lappato		
water absorption	ASTM C373	≤ 0.5%	0.05%	0.05%		
breaking strength	ASTM C648	≥ 250 lbf	compliant 2800 lbf (20mm) ⊕ L2	compliant		
deep abrasion resistance	ASTM C1243	≤ 175 mm ³	145 mm ³	145 mm ³ Conforme Compliant (lux)		
linear thermal expansion	ASTM C372	no provision	α ≤ 4.4x10 ⁻⁶ °F ⁻¹ α ≤ 8x10 ⁻⁶ °C ⁻¹	α ≤ 4.4x10 ⁻⁶ °F ⁻¹ α ≤ 8x10 ⁻⁶ °C ⁻¹		
stain resistance	ASTM C1378	as indicated by manufacturer	A resistant	A resistant C (lux)		
chemical resistance*	ASTM C650	as indicated by manufacturer	A resistant	A resistant		
frost resistance	ASTM C1026	as indicated by manufacturer	resistant	resistant		
flame spread	ASTM E84	-	Class A	Class A		
dimensions	edge warpage	ASTM C485	rectified ± 0.4% or max ± 0.05 inch** or ± 1.8 mm***	calibrated ± 0.5% or max ± 0.07 inch	compliant	compliant
	diagonal warpage	ASTM C485	rectified ± 0.40% or max ± 0.07 inch	calibrated ± 0.50% or max ± 0.07 inch	compliant	compliant
	nominal dimensions	ASTM C499	rectified - 3.0% / + 2.0% of nominal dimensions	calibrated ± 3.0% of nominal dimensions	± 1.5%	± 1.5%
	caliber range	ASTM C499	rectified ± 0.25% or max ± 0.03 inch	calibrated ± 0.50% or max ± 0.08 inch	compliant	compliant
	thickness	ASTM C499	≤ 0.040 inch	≤ 0.040 inch	≤ 0.030 inch	≤ 0.030 inch
wedging	ASTM C502	rectified ± 0.25% or max ± 0.03 inch	calibrated ± 0.50% or max + 0.08 inch	compliant	compliant	

* excluding hydrofluoric acid and its derivatives
** whichever is less, for tiles up to 24" (610 mm) on any side
*** applies to tiles larger than 24" (610 mm) on any side

Caratteristiche prodotto: SEGNI SU PIGMENTI

Product characteristics: SEGNI SU PIGMENTI /
Caractéristiques du produit: SEGNI SU PIGMENTI /
Produkt-Eigenschaften: SEGNI SU PIGMENTI /

<p>GRES PORCELLANATO LAMINATO / LAMINATED PORCELAIN STONWARE / GRÈS CÉRAME LAMINÉ / LAMINIERTES FEINSTEINZEUG / SLIMTECH 3,5MM</p>
<p>RIVESTIMENTI DECORATI DA INTERNO / INTERIOR DECORATED WALL COVERINGS / REVÊTEMENTS MURAUX DÉCORÉS POUR INTÉRIEUR / DEKORIERTE INNENWANDBELÄGE</p>
<p>PRODOTTI DECORATI CON TECNOLOGIA A FREDDO / PRODUCTS DECORATED WITH COLD DECORATING TECHNOLOGY / PRODUIT DÉCORÉ AVEC LA TECHNOLOGIE À FROID / MIT KALTTECHNOLOGIE DEKORIERT</p>

<p>DESTINAZIONI D'USO Intended uses Utilisations prévues Einsatzbereiche</p>	<p>Idonei esclusivamente per la posa a parete in ambienti interni; non posare a pavimento e a rivestimento in luoghi esterni. Il materiale è utilizzabile anche come rivestimento della parete della doccia.</p>	<p>Intended exclusively for the cladding of interior walls; do not use as flooring or to clad exterior spaces. The material can be also used as cladding for the shower wall.</p>
---	---	---

Segni su Pigmenti è decorato mediante la tecnologia di stampa digitale a freddo, che permette di raggiungere risultati estetici e cromatici di eccezionale qualità. Segni su Pigmenti collection is decorated using digital cold printing technology, with which aesthetic, chromatic results of exceptional quality are achieved. Segni su Pigmenti est décoré grâce à la technologie d’impression numérique à froid, qui permet d’obtenir des résultats esthétiques et chromatiques d’une qualité exceptionnelle. Segni su Pigmenti wird nach dem Brennen im Digitaldruckverfahren dekoriert, mit dem sich optisch und farblich Ergebnisse von höchster Qualität erzielen lassen.

<p>DESTINAZIONI D'USO Intended uses Utilisations prévues Einsatzbereiche</p>	<p>Idonei esclusivamente per la posa a parete in ambienti interni; non posare a pavimento e a rivestimento in luoghi esterni. Il materiale è utilizzabile anche come rivestimento della parete della doccia.</p>	<p>Intended exclusively for the cladding of interior walls; do not use as flooring or to clad exterior spaces. The material can be also used as cladding for the shower wall.</p>
---	---	---

<p>destinazioni d'uso Intended uses Utilisations prévues Einsatzbereiche</p>	<p>Idonei esclusivamente per la posa a parete in ambienti interni; non posare a pavimento e a rivestimento in luoghi esterni. Il materiale è utilizzabile anche come rivestimento della parete della doccia.</p>	<p>Intended exclusively for the cladding of interior walls; do not use as flooring or to clad exterior spaces. The material can be also used as cladding for the shower wall.</p>
---	---	---

<p>ISO 10545-14 resistenza alle macchie stain resistance résistance aux taches Fleckenbeständigkeit</p>	<p>Conforme alla Classe 5. Resiste alle macchie di alimenti e bevande. Non resiste alla tintura di iodio, blu di metilene, pennarello indelebile.</p>	<p>Class-5, resistance to food and beverage stains. Not resistant to iodine dye, methylene blue, or permanent marker.</p>
---	--	---

<p>ISO 10545-13 resistenza attacco chimico chemical resistance résistance chimique Chemikalienbeständigkeit</p>	<p>LB- HB LB- HB</p>	<p>LB- HB LB- HB</p>
---	---------------------------------	--------------------------

<p>resistenza superficiale surface strength résistance superficielle Oberflächenbeständigkeit</p>	<p>La decorazione di questi prodotti non ha una buona resistenza ai graffi di oggetti acuminati molto duri come ad esempio metallo, pietra, vetro e gres. Prestare la massima attenzione alla movimentazione durante le operazioni di posa evitando di urtare o strisciare utensili ed oggetti duri acuminati sulla superficie. Tenere separate le lastre con il foglio protettivo per evitare nel sollevarle di sfregarle fra di loro.</p>	<p>This product’s decoration is not scratch resistant to hard, sharp objects such as metal, stone, glass and stoneware. Be extremely careful when handling the product during installation, making sure not to knock or slide tools or other sharp objects against the surface. Keep slabs divided using the protective sheet in between them so as to avoid rubbing them against on another.</p>
--	--	---

La décoration de ces produits ne résiste pas bien aux rayures causées par les objets pointus et très durs tels que le métal, la pierre, le verre ou le grès, entre autres. Faire particulièrement attention à la manipulation au cours des opérations de pose, en évitant de heurter ou de faire glisser les outils et les objets durs et pointus sur la surface. Garder les dalles séparées avec la feuille de protection pour éviter de les rayer les unes contre les autres en les soulevant.

<p>ISO 10545-13 resistenza attacco chimico chemical resistance résistance chimique Chemikalienbeständigkeit</p>	<p>LB- HB LB- HB</p>	<p>LB- HB LB- HB</p>
---	---------------------------------	--------------------------

<p>resistenza superficiale surface strength résistance superficielle Oberflächenbeständigkeit</p>	<p>La decorazione di questi prodotti non ha una buona resistenza ai graffi di oggetti acuminati molto duri come ad esempio metallo, pietra, vetro e gres. Prestare la massima attenzione alla movimentazione durante le operazioni di posa evitando di urtare o strisciare utensili ed oggetti duri acuminati sulla superficie. Tenere separate le lastre con il foglio protettivo per evitare nel sollevarle di sfregarle fra di loro.</p>	<p>This product’s decoration is not scratch resistant to hard, sharp objects such as metal, stone, glass and stoneware. Be extremely careful when handling the product during installation, making sure not to knock or slide tools or other sharp objects against the surface. Keep slabs divided using the protective sheet in between them so as to avoid rubbing them against on another.</p>
--	--	---

<p>ISO 10545-13 resistenza attacco chimico chemical resistance résistance chimique Chemikalienbeständigkeit</p>	<p>LB- HB LB- HB</p>	<p>LB- HB LB- HB</p>
---	---------------------------------	--------------------------

<p>resistenza superficiale surface strength résistance superficielle Oberflächenbeständigkeit</p>	<p>La decorazione di questi prodotti non ha una buona resistenza ai graffi di oggetti acuminati molto duri come ad esempio metallo, pietra, vetro e gres. Prestare la massima attenzione alla movimentazione durante le operazioni di posa evitando di urtare o strisciare utensili ed oggetti duri acuminati sulla superficie. Tenere separate le lastre con il foglio protettivo per evitare nel sollevarle di sfregarle fra di loro.</p>	<p>This product’s decoration is not scratch resistant to hard, sharp objects such as metal, stone, glass and stoneware. Be extremely careful when handling the product during installation, making sure not to knock or slide tools or other sharp objects against the surface. Keep slabs divided using the protective sheet in between them so as to avoid rubbing them against on another.</p>
--	--	---

<p>ISO 10545-13 resistenza attacco chimico chemical resistance résistance chimique Chemikalienbeständigkeit</p>	<p>LB- HB LB- HB</p>	<p>LB- HB LB- HB</p>
---	---------------------------------	--------------------------

<p>resistenza superficiale surface strength résistance superficielle Oberflächenbeständigkeit</p>	<p>La decorazione di questi prodotti non ha una buona resistenza ai graffi di oggetti acuminati molto duri come ad esempio metallo, pietra, vetro e gres. Prestare la massima attenzione alla movimentazione durante le operazioni di posa evitando di urtare o strisciare utensili ed oggetti duri acuminati sulla superficie. Tenere separate le lastre con il foglio protettivo per evitare nel sollevarle di sfregarle fra di loro.</p>	<p>This product’s decoration is not scratch resistant to hard, sharp objects such as metal, stone, glass and stoneware. Be extremely careful when handling the product during installation, making sure not to knock or slide tools or other sharp objects against the surface. Keep slabs divided using the protective sheet in between them so as to avoid rubbing them against on another.</p>
--	--	---

<p>ISO 10545-13 resistenza attacco chimico chemical resistance résistance chimique Chemikalienbeständigkeit</p>	<p>LB- HB LB- HB</p>	<p>LB- HB LB- HB</p>
---	---------------------------------	--------------------------

<p>resistenza superficiale surface strength résistance superficielle Oberflächenbeständigkeit</p>	<p>La decorazione di questi prodotti non ha una buona resistenza ai graffi di oggetti acuminati molto duri come ad esempio metallo, pietra, vetro e gres. Prestare la massima attenzione alla movimentazione durante le operazioni di posa evitando di urtare o strisciare utensili ed oggetti duri acuminati sulla superficie. Tenere separate le lastre con il foglio protettivo per evitare nel sollevarle di sfregarle fra di loro.</p>	<p>This product’s decoration is not scratch resistant to hard, sharp objects such as metal, stone, glass and stoneware. Be extremely careful when handling the product during installation, making sure not to knock or slide tools or other sharp objects against the surface. Keep slabs divided using the protective sheet in between them so as to avoid rubbing them against on another.</p>
--	--	---

<p>ISO 10545-13 resistenza attacco chimico chemical resistance résistance chimique Chemikalienbeständigkeit</p>	<p>LB- HB LB- HB</p>	<p>LB- HB LB- HB</p>
---	---------------------------------	--------------------------

<p>stuccatura grouting jointoiement Tägliche Reinigung</p>	<p>Sigillare le fughe solo con stucchi cementizi, non usare stucchi epossidici.</p>	<p>Spread the adhesive using a notched trowel (of at least 5 mm) on the base of the wall and apply the slab. As this product is to be used for cladding in interior spaces, it is not necessary to apply adhesive to the back of the slab (back-butter). For optimum aesthetic results it is best to leave only 1 mm of space between the slabs. Do not use mechanical levelling systems as their removal could damage the surface. Use a rubber trowel to tap the slabs so that they are perfectly in line with one another.</p>
---	--	---

<p>pulizie quotidiane daily cleaning nettoyage journalier Tägliche Reinigung</p>	<p>Utilizzare acqua o detersivi neutri comunemente in vendita presso i negozi. Per lo sporco ostinato utilizzare un qualunque detersivo sgrassante purché non sia di alto valore alcalino. Non utilizzare mai alcool, acetone, solventi, candeggina, ammoniaca e prodotti alcalini o acidi di forte intensità. Non usare paste, spugne e spazzole abrasive.</p>	<p>Use water or neutral detergents normally available in stores. For more stubborn spots use any low-alkaline degreaser. Do not use alcohol, acetone, solvents, bleach, ammonia, and highly alkaline or highly acidic products. Do not use abrasive pastes, sponges, or brushes.</p>
---	--	--

<p>ISO 10545-13 resistenza attacco chimico chemical resistance résistance chimique Chemikalienbeständigkeit</p>	<p>LB- HB LB- HB</p>	<p>LB- HB LB- HB</p>
---	---------------------------------	--------------------------

<p>taglio e foratura cutting and drilling découpe et perçage Schnitt- und Bohrarbeiten</p>	<p>Per il taglio e la foratura è essenziale lavorare su una superficie planare e pulita. Per effettuare un taglio lineare è necessario stabilire una linea di taglio che eviti la totale sovrapposizione con le linee a rilievo del decoro. Tracciare la linea di taglio a matita e poi incidere con un cutter le linee a rilievo del decoro in corrispondenza dell’incrocio con la linea di taglio. A seguire effettuare l’incisione con pressione maggiorata a 2/3 passaggi con il tagliapiastrelle tradizionale. Altri metodi di taglio potrebbero frastagliare la decorazione ai bordi e pertanto sono sconsigliati. Eseguire i fori con trapano senza percussione con punta al tungsteno bagnandola ripetutamente con acqua. Per fori grandi utilizzare frese a tazza diamantate a fascia continua montate su smerigliatrice (flessibile).</p>	<p>For cutting and drilling it is essential to work on a flat, clean surface. To make a straight cut, it is necessary to establish a cutting line that avoids total overlap with the relief lines of the trim. Draw the cut line using a pencil and then cut the relief lines of the trim at the intersection with the cut line with a cutter. Then carry out the incision with increased pressure 2/3 times with the traditional tile cutter. Other cutting methods could damage the decors on their edges and are therefore not recommended. For drilling use a non-hammer drill with a tungsten drill bit and wet it repeatedly with water. For large holes use a continuous crown diamond hole saw mounted on a grinder (flexible).</p>
---	--	---

<p>ISO 10545-13 resistenza attacco chimico chemical resistance résistance chimique Chemikalienbeständigkeit</p>	<p>LB- HB LB- HB</p>	<p>LB- HB LB- HB</p>
---	---------------------------------	--------------------------

<p>resistenza superficiale surface strength résistance superficielle Oberflächenbeständigkeit</p>	<p>La decorazione di questi prodotti non ha una buona resistenza ai graffi di oggetti acuminati molto duri come ad esempio metallo, pietra, vetro e gres. Prestare la massima attenzione alla movimentazione durante le operazioni di posa evitando di urtare o strisciare utensili ed oggetti duri acuminati sulla superficie. Tenere separate le lastre con il foglio protettivo per evitare nel sollevarle di sfregarle fra di loro.</p>	<p>This product’s decoration is not scratch resistant to hard, sharp objects such as metal, stone, glass and stoneware. Be extremely careful when handling the product during installation, making sure not to knock or slide tools or other sharp objects against the surface. Keep slabs divided using the protective sheet in between them so as to avoid rubbing them against on another.</p>
--	--	---

<p>ISO 10545-13 resistenza attacco chimico chemical resistance résistance chimique Chemikalienbeständigkeit</p>	<p>LB- HB LB- HB</p>	<p>LB- HB LB- HB</p>
---	---------------------------------	--------------------------

<p>stoccaggio storage Stockage Lagerung</p>	<p>Stoccare i prodotti in un luogo asciutto e al riparo da agenti atmosferici.</p>	<p>Stocker les produits dans un endroit sec à l’abri des agents atmosphériques.</p>
--	---	---

Le linee di Segni su Pigmenti sono disegnate lievemente irregolari in larghezza, rilievo e allineamento per trasferire artigianalità alla superficie. Le imperfezioni percepite sono caratteristica intrinseca di prodotto. / The lines on Pigmenti are intentionally drawn with slight irregularities in terms of their width, relief, and alignment in order to add a sense of craftsmanship to the surface. These perceived imperfections are an intrinsic feature of the product. / Les lignes de Segni sur Pigmenti sont tracées de façon légèrement irrégulière en largeur, relief et alignement pour donner un caractère artisanal à la surface. Les imperfections visibles constituent une caractéristique inhérente au produit. / Die Linien von Segni auf Pigmenti sind in Breite, Relief und Ausrichtung leicht unregelmäßig gezeichnet, um der Oberfläche einen handwerklichen Charakter zu verleihen. Die wahrgenommenen Unvollkommenheiten sind ein typisches Merkmal des Produkts.

<p>ISO 10545-13 resistenza attacco chimico chemical resistance résistance chimique Chemikalienbeständigkeit</p>	<p>LB- HB LB- HB</p>	<p>LB- HB LB- HB</p>
---	---------------------------------	--------------------------

<p>resistenza superficiale surface strength résistance superficielle Oberflächenbeständigkeit</p>	<p>La decorazione di questi prodotti non ha una buona resistenza ai graffi di oggetti acuminati molto duri come ad esempio metallo, pietra, vetro e gres. Prestare la massima attenzione alla movimentazione durante le operazioni di posa evitando di urtare o strisciare utensili ed oggetti duri acuminati sulla superficie. Tenere separate le lastre con il foglio protettivo per evitare nel sollevarle di sfregarle fra di loro.</p>	<p>This product’s decoration is not scratch resistant to hard, sharp objects such as metal, stone, glass and stoneware. Be extremely careful when handling the product during installation, making sure not to knock or slide tools or other sharp objects against the surface. Keep slabs divided using the protective sheet in between them so as to avoid rubbing them against on another.</p>
--	--	---

Destinazioni d'uso.

Intended uses / Utilisations prévues / Einsatzbereiche



LEGENDA LEGEND LÉGEND LEGENDE	Residenziale Residential Résidentiel Wohnbereich	Commerciale leggero Light commercial Commercial léger Leichte gewerbliche Anwendungen	Commerciale intensivo Intensive commercial Commercial intensif Intensive gewerbliche Anwendungen	Esterni Outdoor Extérieurs Außenbereiche
--	---	---	--	---

Stone.					
Side Stone. Slimtech	nat	nat	nat	-	Ⓢ
Side Stone.	nat	nat	nat	grip	Ⓢ
Anthology. Slimtech	natural	natural	natural	-	Ⓢ
Anthology.	natural / worn	natural / worn	natural / worn	rough	Ⓢ
Nextone. Slimtech	nat	nat	nat	-	Ⓢ
Nextone.	nat / lapp	nat / lapp	nat / lapp	grip	Ⓢ
Waterfall. Slimtech	nat	nat	nat	-	Ⓢ
Waterfall.	nat / lapp	nat / lapp	nat / lapp	grip	Ⓢ
Cliffstone.	nat / lapp	nat / lapp	nat / lapp	-	Ⓢ
Basaltina Stone Project.	nat	nat	nat	-	Ⓢ

Marble.					
Synesthesia. Slimtech	lev / smooth	lev / smooth	-	-	Ⓢ
Delight. Slimtech	nat / lev / touch	nat / lev	nat	-	Ⓢ
Delight.	nat / lux	nat / lux	nat	-	Ⓢ
Dreaming.	lux / velvet	lux / velvet	-	-	Ⓢ

Residenziale: cucine, bagni, living e ogni altro ambiente di uso residenziale.
Commerciale leggero: uffici, uffici aperti al pubblico, sale d'attesa, negozi, bagni pubblici, aree comuni condominiali, sale di ristoranti, autosaloni, bar, cinema, ambulatori/cliniche, camere e bagni di hotel. In aree caratterizzate da passaggi obbligati, o dove è previsto l'utilizzo di sedie con ruote in plastica dura, non è consigliato l'utilizzo di prodotti con finitura LEV/LUX.
Commerciale intensivo: aree comuni di centri commerciali, hall di hotel, mense, fast food, discoteche, ospedali, scuole, musei, luoghi di culto, aeroporti, stazioni.
Esterni: prevalentemente per ambienti esterni nei quali è richiesta una pavimentazione con prestazioni antiscivolo.

NOTE

La finiture TOUCH/LEV/LUX sono consigliate per ambienti sottoposti ad elevate sollecitazioni e ove non siano richieste prestazioni antiscivolo. La presenza sporadica di piccole disuniformità o di puntini sulla superficie è da ritenersi come caratteristica del materiale e della particolare lavorazione. Qualora il prodotto sia posto a diretto contatto con l'esterno, si consiglia di utilizzare soluzioni protettive al fine di prevenire la formazione di graffi. È responsabilità del posatore provvedere sempre alla protezione della piastrellatura finita e pulita, prima della consegna al committente, tramite appositi materiali protettivi (es. pannelli in truciolare, fogli di cartone, ecc.). In aree caratterizzate dal passaggio di carichi pesanti concentrati non è consigliato l'utilizzo di prodotti a spessore ridotto.

* Utilizzabile solo a RIVESTIMENTO

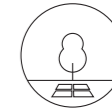
Residential: kitchens, bathrooms, living rooms and other residential environments.
Light commercial: offices, offices open to the general public, waiting rooms, shops, public bathrooms, common apartment block areas, restaurant dining rooms, car showrooms, bars, cinemas, surgeries/clinics, hotel rooms and bathrooms. In areas subjected to forced traffic, or areas where chairs with hard plastic wheels are used, it is not advisable to use products with the LEV/LUX finishes.
Intensive commercial: common areas of shopping centres, hotel foyers, canteens, fast food restaurants, dance clubs, hospitals, schools, museums, places of worship, airports, stations.
Outdoor: mainly for external areas that require flooring with anti-slip characteristics.

NOTE

The LEV/LUX/TOUCH finishes are recommended, as well as for wall cladding, also for flooring in residential or light commercial areas that are not subjected to heavy traffic, where anti-slip characteristics are not required. The occasional presence of small inconsistencies or little spots on the surface is to be considered a characteristic of the material and of its unique production process. If the product is laid in direct contact with external environments, it is recommended to use protective solutions to reduce scratches. It is the installer's responsibility to protect the finished and clean tiling before the delivery to the client, by using appropriate protective materials (e.g. chipboard, cardboard sheets, etc.).

In areas that are subjected to heavy concentrated loads it is not recommended to use low thickness products.

* Suitable only for WALL COVERINGS



LEGENDA LEGEND LÉGEND LEGENDE	Residenziale Residential Résidentiel Wohnbereich	Commerciale leggero Light commercial Commercial léger Leichte gewerbliche Anwendungen	Commerciale intensivo Intensive commercial Commercial intensif Intensive gewerbliche Anwendungen	Esterni Outdoor Extérieurs Außenbereiche
--	---	---	--	---

Cement & Resin.					
Masterpiece.	nat	nat	nat	grip	Ⓢ
Concreto. Slimtech	nat	nat	nat	-	Ⓢ
Concreto and Zoom.	nat / lapp	nat / lapp	nat / lapp	grip	Ⓢ

Wood.					
Bio Attitude.	nat	nat	nat	grip	Ⓢ
Bio Select.	nat	nat	nat	-	Ⓢ
Bio Recover.	nat	nat	nat	-	Ⓢ

Shape & Color.					
Segni su Pigmenti.* Slimtech	nat	-	-	-	Ⓢ
Pigmenti. Slimtech	nat	nat	-	-	Ⓢ
Absolute. Slimtech	lev / sat / smooth	lev (Total White) / sat / smooth	-	-	Ⓢ

Résidentiel: cuisines, salles de bains, salons et tout autre espace à usage résidentiel.
Commercial léger: bureaux, bureaux ouverts au public, salles d'attente, magasins, toilettes publiques, espaces communs de logements collectifs, salles de restaurants, salons automobiles, bars, cinémas, cabinets médicaux/cliniques, chambres et salles de bains d'hôtels. Dans les zones caractérisées par des passages obligatoires, ou des lieux dans lesquels des chaises à roulettes en plastique dur sont utilisées, l'utilisation de produits avec une finition LEV/LUX n'est pas recommandée.
Commercial intensif: zones communes de centres commerciaux, halls d'hôtels, cantines, fast-foods, discothèques, hôpitaux, écoles, musées, lieux de culte, aéroports, gares.
Extérieurs: principalement pour les environnements extérieurs où un sol antidérapant est requis.

REMARQUES

En plus des revêtements, la finition LEV/LUX/TOUCH est également recommandée pour les sols dans les environnements résidentiels ou commerciaux légers peu soumis à des contraintes élevées, pour lesquels aucune prestation antidérapante n'est requise. La présence sporadique de petites irrégularités ou de points à la surface doit être considérée comme une caractéristique du matériau et de sa fabrication particulière. Si le produit est placé en contact direct avec l'extérieur, il est conseillé d'utiliser des solutions de protection afin d'éviter la formation de rayures. Dans les zones à passage de charges lourdes concentrées, l'utilisation de produits d'épaisseur réduite n'est pas recommandée. Il incombe au carreleur de protéger le dallage fini et propre avant la livraison au client, en utilisant des matériaux de protection appropriés (e.g. panneau aggloméré, feuille de carton etc.). Dans les zones à passage de charges lourdes concentrées, l'utilisation de produits d'épaisseur réduite n'est pas recommandée.

* Seulement pour le REVÊTEMENT

Wohnbereich: Küchen, Badezimmer, Wohnzimmer und alle sonstigen Wohnbereiche.
Leichte gewerbliche Anwendungen: Büroräume, öffentliche Büros, Wartezimmer, Geschäfte, öffentliche Toiletten, Gemeinschaftsbereiche in Mehrfamilienhäusern, Gaststätten, Autohäusern, Cafés, Kinos, Praxen/Kliniken, Hotelzimmern und Badezimmern. In Bereichen mit obligatorischen Durchgängen oder in denen Stühle mit Hartplastikrollen verwendet werden, ist der Einsatz von Produkten mit den Oberflächen LEV/LUX nicht zu empfehlen.
Intensive gewerbliche Anwendungen: Gemeinschaftsbereiche in Einkaufszentren, Hotelhallen, Kantinen, Fastfood-Restaurants, Diskotheken, Krankenhäusern, Schulen, Museen, Kultstätten, Flughäfen, Bahnhöfen.
Außenbereiche: Vor allem für Außenbereiche, in denen ein rutschfester Boden erforderlich ist.

ANMERKUNGEN

Die Oberfläche LUX/LEV/TOUCH wird nicht nur für Wandverkleidungen empfohlen, sondern auch für Böden in Wohn- bzw. Gewerbebereichen, die keiner hohen Belastung ausgesetzt sind und bei denen keine rutschhemmende Wirkung erforderlich ist. Das sporadische Vorhandensein von kleinen Unebenheiten oder Punkten auf der Oberfläche ist als ein Merkmal des Materials und der besonderen Verarbeitung zu betrachten. Wenn das Produkt in direktem Kontakt mit dem Außenbereich steht, ist es ratsam, Schutzmittel zu verwenden, um die Bildung von Kratzern zu verhindern. In Bereichen, die schwerer Belastung ausgesetzt sind, ist die Verwendung von Produkten mit reduzierter Stärke nicht empfehlenswert.

Der Fliesenleger ist dafür zuständig, den fertig verlegten, sauberen Fliesenbelag vor der Übergabe an den Bauherrn mit geeigneten Schutzmaterialien (z.B. Spanplatten, Pappe etc.) abzudecken.



In Bereichen, die schwerer Belastung ausgesetzt sind, ist die Verwendung von Produkten mit reduzierter Stärke nicht empfehlenswert.

* Kann nur als VERKLEIDUNG verwendet werden

Tabella calibri.

Size table / Tableaux des calibres / Formattabellen

Formati / Sizes / Formats / Formate ^{LR}T¹

 gres porcellanato  L2 - 20mm

20,0x121,5**		30x60		60x60	
CALIBRO - CALIBRE CALIBRE - MASSE	W*(mm)	CALIBRO - CALIBRE CALIBRE - MASSE	W*(mm)	CALIBRO - CALIBRE CALIBRE - MASSE	W*(mm)
M	198,0x1201,0	O	299,0x600,0	O	600,0x600,0
Q	198,4x1203,4	P	298,0x598,0	P	598,0x598,0
S	198,8x1205,8	Q	297,0x596,0	Q	596,0x596,0
T	199,2x1208,2	R	296,0x595,0	R	595,0x595,0
X	199,6x1210,6				
U	200,0x1213,0				
A	200,4x1215,4				
V	200,8 x 1217,8				
B	201,2 x 1220,2				

60x120		20x120		30x120	
CALIBRO - CALIBRE CALIBRE - MASSE	W*(mm)	CALIBRO - CALIBRE CALIBRE - MASSE	W*(mm)	CALIBRO - CALIBRE CALIBRE - MASSE	W*(mm)
O	600,0x1202,0	O	198,7x1202,0	O	299,0x1202,0
P	598,0x1198,0	P	198,0x1198,0	P	298,0x1198,0
Q	596,0x1195,0	Q	197,0x1195,0	Q	297,0x1195,0
		S	196x1198,0		

120x120		45x90		90x90	
CALIBRO - CALIBRE CALIBRE - MASSE	W*(mm)	CALIBRO - CALIBRE CALIBRE - MASSE	W*(mm)	CALIBRO - CALIBRE CALIBRE - MASSE	W*(mm)
O	1202,0x1202,0	O	449,5x901,0	O	901,0x901,0
P	1198,0x1198,0	P	448,0x898,0	P	898,0x898,0
Q	1195,0x1195,0	Q	446,5x895,0	Q	895,0 x 895,0

20x180		30x180		88x88	
CALIBRO - CALIBRE CALIBRE - MASSE	W*(mm)	CALIBRO - CALIBRE CALIBRE - MASSE	W*(mm)	CALIBRO - CALIBRE CALIBRE - MASSE	W*(mm)
O	198,7x1803,0	O	298,0x1803,0	S	881,0x881,0
P	198,0x1799,0	P	297,0x1799,0	T	878,0x878,0
Q	197,0x1795,0	Q	296,0x1795,0	U	875,0x875,0

**non rettificato / not rectified / non rectifié / ungeschliffen

PER TUTTI I FORMATI DI SLIMTECH 3PLUS IL VALORE NOMINALE INDICATO COINCIDE CON LA DIMENSIONE DI FABBRICAZIONE
 For all Slimtech 3plus sizes, the rated size corresponds with the work size
 Pour tous les formats de Slimtech 3plus, la valeur nominale indiquée correspond aux dimensions de fabrication
 Bei allen Formaten von Slimtech 3plus stimmt der angegebene Nennwert mit dem Herstellungsformat überein

Formati / Sizes / Formats / Formate ^{LR}T¹

 SLIMTECH 3plus

50x100		100x100		100x150	
CALIBRO - CALIBRE CALIBRE - MASSE	W*(mm)	CALIBRO - CALIBRE CALIBRE - MASSE	W*(mm)	CALIBRO - CALIBRE CALIBRE - MASSE	W*(mm)
F	497,0x997,0	F	997,0x997,0	F	997,0x1500,0

50x150		100x300	
CALIBRO - CALIBRE CALIBRE - MASSE	W*(mm)	CALIBRO - CALIBRE CALIBRE - MASSE	W*(mm)
F	497,0x1500,0	F	997,0x3000,0

Formati / Sizes / Formats / Formate ^{LR}T¹

 SLIMTECH

60x120		120x120		120x260	
CALIBRO - CALIBRE CALIBRE - MASSE	W*(mm)	CALIBRO - CALIBRE CALIBRE - MASSE	W*(mm)	CALIBRO - CALIBRE CALIBRE - MASSE	W*(mm)
P	598,0x1198,0	P	1198,0x1198,0	P	1198,0x2600,0

120x278	
CALIBRO - CALIBRE CALIBRE - MASSE	W*(mm)
P	1198,0x2780,0

PER TUTTI I FORMATI DI SLIMTECH 3PLUS IL VALORE NOMINALE INDICATO COINCIDE CON LA DIMENSIONE DI FABBRICAZIONE
 For all Slimtech 3plus sizes, the rated size corresponds with the work size
 Pour tous les formats de Slimtech 3plus, la valeur nominale indiquée correspond aux dimensions de fabrication
 Bei allen Formaten von Slimtech 3plus stimmt der angegebene Nennwert mit dem Herstellungsformat überein

Informazioni per la pulizia e la manutenzione.

Prima di pulire una superficie piastrellata è bene:

1. Verificare sul catalogo generale la **resistenza agli agenti chimici** delle piastrelle posate;
2. Effettuare un test preliminare direttamente sulle piastrelle posate, ponendo il detergente da utilizzare a contatto con le piastrelle per tempi uguali a quelli che si useranno poi sul cantiere;
3. Assicurarsi che i detersivi da usare **non contengano** acido fluoridrico e/o suoi derivati, poiché tali sostanze, per loro peculiarità, aggrediscono tutti i prodotti ceramici.

Si riportano di seguito alcune indicazioni per le pulizie di fine cantiere (“dopo posa”), quotidiane, straordinarie, per la rimozione di cere e patine lucidanti e per eventuali manutenzioni straordinarie.

PULIZIA “DOPO POSA”

1. La pulizia “dopo posa” serve per rimuovere i residui di stucchi per le fughe, cemento, calce, boiaccia. È obbligatoria a fine cantiere, sia per le piastrelle smaltate che per quelle non smaltate.
2. Una pulizia “dopo posa” male effettuata, o addirittura non fatta, è spesso causa di aloni che impediscono di mantenere pulito il pavimento nonostante una buona pulizia quotidiana.
3. Quando possibile, specialmente per superfici medio-grandi, si consiglia l’uso di monospazzola con dischi morbidi (bianchi oppure beige).
4. Pulizia stucchi cementizi miscelati con acqua
Si effettua con specifici detersivi a base di acidi tamponati e diluiti. Alcuni di questi, facilmente reperibili in commercio, sono riportati nella seguente tabella.

RESIDUO DA RIMUOVERE	TIPO DI DETERGENTE	NOME DETERGENTI	PRODUTTORE
stucchi cementizi	a base di acidi tamponati	ultracare keranet	mapei
boiaccia		cement remover	faber chimica
cemento		deterdek pro	fila
calce		trek	kiter
		zementschleierentferner	lithofin
		hmk r63	hmk
		solvacid	geal
		bonaclean / bclean	bonasystems italia
		bonadecon / bdecon (*)	bonasystems italia

Salvo diversa indicazione di LEA CERAMICHE, seguire attentamente le modalità d’uso indicate sulle confezioni dai fabbricanti. (*) Specifico per prododotti non resistenti agli acidi.

INDICAZIONI PER LA PULIZIA “DOPO POSA”:

1. Effettuare la pulizia dopo 4-5 giorni dalla stuccatura (lo stucco deve indurire) e non oltre 10 giorni. Oltre questi tempi la pulizia può diventare molto più laboriosa.
2. Bagnare con acqua il pavimento prima delle operazioni di pulizia. In questo modo le stuccature vengono impregnate dall’acqua e viene ridotto il contatto con i detersivi.
3. Lasciare agire i detersivi per tempi limitati, risciacquando bene con acqua appena possibile.
4. Non deve essere eseguita se le superfici piastrellate sono molto calde (es. esposte al sole nei mesi più caldi), perché diviene più severa l’azione degli aggressivi chimici. In estate effettuarla nelle ore fresche della giornata.
5. Fare sempre test preventivi prima dell’uso (su una piastrella non posata), in particolare per prodotti Lappati o Levigati.
6. Pulizia stucchi epossidici, bi-componenti e reattivi
In questi casi la rimozione dei residui degli stucchi deve essere fatta immediatamente ed in modo molto accurato seguendo le indicazioni dei fabbricanti, perché questi stucchi induriscono molto rapidamente, anche in pochi minuti. Seguire attentamente le modalità di pulizia indicate dal fabbricante dello stucco utilizzato e verificarne l’efficacia (anche controluce!) con una prova preliminare di pulizia prima di stuccature l’intero pavimento/parete.
7. piastrelle antiscivolo

Le piastrelle “antislip”, realizzate con superfici ruvide e/o strutturate, si puliscono ovviamente in modo più laborioso. Si consiglia perciò di effettuare la pulizia “dopo posa” in modo rapido ed accurato, utilizzando quando possibile monospazzola con dischi bianchi e beige.

PULIZIA STRAORDINARIA

Viene effettuata per rimuovere macchie o residui particolarmente vecchi o resistenti. Prima dell’uso fare sempre test preventivi (su una piastrella non posata), in particolare su **Lappati** e **Levigati**. Nella tabella sotto sono indicati detersivi efficaci a seconda del tipo di macchia.

RESIDUO DA RIMUOVERE	TIPO DI DETERGENTE	NOME DETERGENTI	PRODUTTORE
grassi	polifunzionali,	ps87 pro	fila
polvere da calpestio	a base alcalina(1)	intensivreiniger	lithofin
pulizie di fondo		hmk r55	hmk
		taski r20-strip	johnsondiversey
		deep degreaser	faber chimica
		bonadecon / bdecon	bonasystems italia
		ultracare HD cleaner	mapei
		deterflash	geal
caffè	polifunzionali,	coloured stain remover	faber chimica
coca-cola	a base alcalina(1)	ps87 pro	fila
succhi di frutta		super deterjet	geal
		Ultracare HD Cleaner	Mapei
		candeggina	vari produttori
vino	ossidante	oxidant candeggina	faber chimica vari produttori
depositi calcarei	a base acida (1)	viakal	procter & gamble
		ultracare acid cleaner	mapei
ruggine	a base acida (1)	acido muriatico diluito	vari produttori
		ultracare acid cleaner	mapei
inchiostrì pennarello	a base solvente	diluyente nitro, acqua ragia	vari produttori
pneumatici, segni di gomma di metalli di matita	pasta abrasiva (1)	coloured stain remover	faber chimica
		vim clorex (2)	guaber
		polishing cream (2)	faber chimica
		strong remover (3)	faber chimica
		detergum (3)	zep italia
sporco delle fughe	specifico	fuganet	fila
		ultracare grout cleaner	mapei
		fugenreiniger	lithofin

(1) Fare test preventivo su materiali Lappati e Levigati (2) Indicato per materiali Lappati e Levigati (3) Non usare su prodotti Lappati, usare con molta attenzione sui Levigati
Salvo diversa indicazione di LEA CERAMICHE, seguire attentamente le modalità d’uso indicate sulle confezioni dai fabbricanti.

Lea Ceramiche

PULIZIA QUOTIDIANA / ORDINARIA

Utilizzare acqua calda e un panno in microfibra di buona qualità, tipo MAGIC CLEAN di **Bonasystems Italia**.

Al bisogno utilizzare acqua calda e detergente neutro molto diluito (un tappo del flacone in 5 lt di acqua) o acqua calda e sgrassatore universale (4-5 spruzzate in 5 lt di acqua). A fine lavaggio risciacquare sempre con acqua e panno in microfibra pulito.

TIPO DI OPERAZIONE	TIPO DI DETERGENTE	NOME DETERGENTI	PRODUTTORE
pulizie quotidiane	neutro	floor cleaner	faber chimica
	sgrassatore universale	cleaner pro	fila
		pflęgereiniger	lithofin
		hmk p15	hmk
		bonamain + / bmain +	bonasystems italia
		bonatitania clean / btitania clean	bonasystems italia
		belgres	geal
		chanteclair sgrassatore universale	real chimica
		smac expresse sgrassatore	bolton group

Salvo diversa indicazione di LEA CERAMICHE, seguire attentamente le modalità d’uso indicate sulle confezioni dai fabbricanti.

PULIZIA DECORI

– Utilizzare detersivi NEUTRI e diluiti.

NON UTILIZZARE ASSOLUTAMENTE: Ceranti e/o impregnanti - Detersivi acidi o alcalini - Paste abrasive - Spazzole o spugne abrasive.

RIMOZIONE DI PATINE LUCIDE

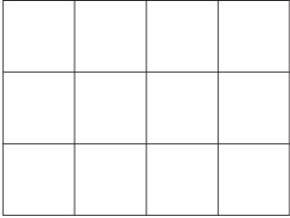
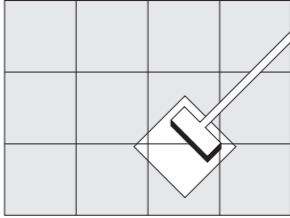

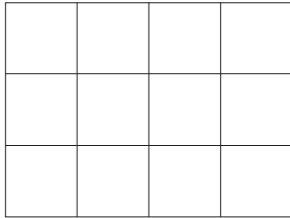
Nei normali detersivi in commercio sono a volte contenute cere o additivi lucidanti che, lavaggio dopo lavaggio, depositano sul pavimento **patine lucide**, causa di noiose alonature. Patine di questo tipo possono essere depositate anche da detersivi disinfettanti a base alcolica e stucchi per le fughe. Semplici alimenti come Coca Cola, vino, acqua, etc., cadendo sul pavimento tolgono questa patina lucida e ripristinano l’**aspetto originale** più opaco delle piastrelle. In mezzo al pavimento più lucido, le zone senza cera appaiono come aloni opachi, in realtà sono le uniche parti pulite del pavimento. In questi casi bisogna:

- Prima di tutto togliere la patina lucida da tutto il pavimento (vedi tabella seguente);
- Poi, per le pulizie quotidiane, utilizzare detersivi neutri che non contengano né cere né patine lucidanti (vedi paragrafo precedente “pulizie quotidiane/ordinarie”).

RESIDUO DA RIMUOVERE	TIPO DI DETERGENTE	NOME DETERGENTI	PRODUTTORE
patine lucide	debolmente acidulo	tile cleaner puro (*)	faber chimica

(*) Non seguire le indicazioni sulla confezione, seguire le istruzioni mostrate nel video al seguente link: https://youtu.be/4Kqe-CJlb5s.

Non utilizzare cere su gres porcellanato LEA CERAMICHE.

1		2		3		4	
	Pavimento originale.		Dopo pulizia con detersivi contenenti cere.		Semplici alimenti (Coca-Cola, vino, acqua...) possono togliere la patina lucida. La superficie originale è più opaca.		Rimuovere la patina con detergente (pulitore per piastrelle Faber) e utilizzare detergente senza cere per la pulizia quotidiana.

MANUTENZIONI STRAORDINARIE

Protettivi per fughe

NOME PRODOTTO	PRODUTTORE
fugaproof	fila
kf fugenschutz	lithofin
ultracare grout protector	mapei

Salvo diversa indicazione di LEA CERAMICHE, seguire attentamente le modalità d’uso indicate sulle confezioni dai fabbricanti.

Trattamenti antislip

La resistenza allo scivolamento dei pavimenti posati (sia piastrelle smaltate che non smaltate) può essere aumentata utilizzando specifici prodotti (vedi tabella).

Prima di applicare il prodotto sul pavimento fare test preventivi su piastrelle non posate per trovare i tempi di contatto più idonei. Se da un lato tempi più lunghi aumentano il grado di grip, dall’altro tendono un po’ a sbiancare i colori delle piastrelle e a renderle un pochino più sporcabili.

TIPO DI OPERAZIONE	NOME PRODOTTO	PRODUTTORE
trattamento antislip	bonagrip	bonasystems italia
	safe floor	faber chimica

attenzione:

1. Non usare questi trattamenti su superfici Lappate né Levigate; 2. Prima del trattamento contattare Servizio Clienti Lea; 3. Si consiglia di realizzare il trattamento tramite ditte specializzate.

I prodotti **LEVIGATI** possono raggiungere il grado **R9** (test DIN EN 16165-Annex B) con appositi trattamenti al laser, eseguibili solo sul materiale non posato: per questo la richiesta di R9 su Levigati deve essere specificata al momento dell’ordine all’ufficio commerciale.

Tali trattamenti al laser possono essere seguiti anche su superfici **LAPPATE** (dopo verifica Servizio Clienti LEA CERAMICHE).

Riferimenti utili pag. 378

Il manuale tecnico “pulizia e manutenzione” è disponibile sul sito internet leaceramiche.com

Cleaning and maintenance information.

Make sure to do the following before cleaning any tiled surface:

1. Check the **resistance to chemical agents** of the laid tiles in the general catalogue;
 2. Perform a preliminary test directly on the laid tiles by putting a detergent, to be used in contact with the tiles for a period that is equal to the period that will be used later on the site;
 3. Make sure that the detergents that are going to be used, **do not contain** hydrofluoric acid and/or any of its derivatives; these substances, by their very nature, damage all ceramic products.
- Listed below are some indications for cleaning after the installation (after laying the tiles), on a daily basis, for extra cleaning and to remove waxes and polish glazes or for any extra maintenance that may be required.

CLEANING "AFTER THE INSTALLATION"

1. Cleaning "after the installation" helps remove residues of grout-joints, cement and lime. This is mandatory at the end of the installation, for glazed tiles and unglazed tiles.
2. If the cleaning "after the installation" is not carried out properly or if it is not carried out at all, this can often result in marks that prevent the floor from being cleaned properly even if good daily cleaning is performed.
3. Whenever possible, especially for medium to large surfaces, it is advisable to use a single-brush machine with soft disks (white or beige).
4. **Cleaning cement-based grouts mixed with water.** This is carried out with specific detergents with buffered and diluted acids. The table below shows some of these detergents, which are available on the market.

FOR REMOVING THE FOLLOWING RESIDUES	TYPE OF DETERGENT	DETERGENT'S NAME	MANUFACTURER
cement-based grouts grout cement lime	buffered acid based	ultracare keranet	mapei
		cement remover	faber chimica
		deterdek pro	fila
		trek	kiter
		zementschleierentferner	lithofin
		hmk r63	hmk
		solvacid	geal
		bonaclean / bclean	bonasystems italia
		bonadecon / bdecon (*)	bonasystems italia

Unless otherwise indicated by LEA CERAMICHE, follow the instructions indicated on the manufacturer's package very carefully. (*) Specific for products that are non-resistant to acids

INSTRUCTIONS ON HOW TO CLEAN "AFTER THE INSTALLATION":

1. Clean 4-5 days after grouting (the grout must be hardened); do not wait more than 10 days. After this period, cleaning can become very difficult.
2. **Moisten the floor with water** before cleaning. This way the groutings are soaked with water and the contact with detergents is reduced.
3. **Let the detergents operate for limited periods**, hence rinse out with water as soon as possible.
4. It must not be carried out if the tiled surfaces are **very hot** (i.e. exposed to the sun during very warm days); this must be avoided as the action of aggressive chemicals become very harsh. In the summer, proceed with the operation during the coolest period of the day.
5. Make sure to always perform a precautionary test before using the product (on a tile that is not laid), especially for Honed or Polished products.
6. **Cleaning for epoxy bi-component and reagent grouts** In these cases the removal must be carried out immediately and carefully following the recommendations of the manufacturers, as these grouts harden very quickly, even in a few minutes. Please carefully follow the cleaning mode specified by the manufacturer of the grout used; verify its effectiveness (with back-lighting) with a preliminary cleaning test before grouting the entire floor/wall.
7. **Antislip tiles**

"Antislip" tiles that are made with rough and/or textured surfaces must be cleaned very well. Therefore, it is advisable to clean "after the installation", quickly and thoroughly, using a single-brush machine with white or beige disks.

EXTRA CLEANING

This procedure is carried out to remove stains or residues that are particularly old or stubborn. Make sure to always perform a precautionary test before using the product (on a tile that is not laid), especially for **Honed** or **Polished** products. The table shown below indicates the detergents that are effective according to the type of stains.

FOR REMOVING THE FOLLOWING RESIDUES	TYPE OF DETERGENT	DETERGENT'S NAME	MANUFACTURER
grease dust footmarks base cleaning	multipurpose, alkaline-based (1)	ps87 pro	fila
		intensivreiniger	lithofin
		hmk r55	hmk
		taski r20-strip	johnsondiversey
		deep degreaser	faber chimica
		ultracare HD cleaner	mapei
		bonadecon / bdecon	bonasystems italia
		deterflash	geal
		coloured stain remover	faber chimica
		ps87 pro	fila
coffee coke fruit juice	multipurpose, alkaline-based (1)	super deterjet	geal
		ultracare HD cleaner	mapei
		bleach	various manufacturers
		oxidant	faber chimica
		bleach	various manufacturers
calcareous deposits	acid-based (1)	viakal	procter & gamble
		ultracare acid cleaner	mapei
rust	acid-based (1)	diluted muriatic acid	various manufacturers
		ultracare acid cleaner	mapei
inks felt-tipped pen	solvent-based	nitro dilutant, white spirit	various manufacturers
		coloured stain remover	faber chimica
		vim clorex (2)	guaber
		polishing cream (2)	faber chimica
tire traces stains from rubber metals or pencils	abrasive paste (1)	strong remover (3)	faber chimica
		detergum (3)	zep italia
		fuganet	fila
		ultracare grout cleaner	mapei
tile joint stains	specific	fugenreiniger	lithofin

(1) Perform a precautionary test on Honed or Polished materials. (2) Suitable for Honed or Polished materials. (3) Do not use it on Honed products, use with the utmost caution on Polished products. Unless otherwise indicated by LEA CERAMICHE, follow the instructions indicated on the manufacturer's packaging very carefully.

DAILY / STANDARD CLEANING

Use warm water and a high quality microfibre cloth, like MAGIC CLEAN by **Bonasystems Italia**. If needed, use warm water and a very diluted neutral detergent (one cap in 5 litres of water) or warm water and a universal degreaser (4-5 sprays in 5 litres of water). When finished, always rinse with water and a clean microfibre cloth.

TYPE OF OPERATION	TYPE OF DETERGENT	DETERGENT'S NAME	MANUFACTURER
clean on a daily basis	neutral	floor cleaner	faber chimica
		cleaner pro	fila
	universal degreaser	pflegereiniger	lithofin
		hmk p15	hmk
		bonamain + / bmain +	bonasystems italia
		bonatania clean / bitania clean	bonasystems italia
		belgres	geal
		chanteclair sgrassatore universale	real chimica
		smac expresse sgrassatore	bolton group

Unless otherwise indicated by LEA CERAMICHE, follow the instructions indicated on the manufacturer's packaging very carefully.

CLEANING DECORATIONS

- Use NEUTRAL, diluted detergents
- NEVER USE:** Waxing and impregnating agents - Acid or alkaline detergents - Abrasive pastes - Abrasive brushes or sponges.

REMOVING GLOSSY GLAZE

Standard detergents that are available in the market sometimes contain waxes or polish additives that, wash after wash, deposit **glossy glaze** on the floor and causes annoying marks. Patinas of this type can also be deposited by alcohol-based disinfectant detergents and grouting for joints. When simple foods such as Coke, wine, water, etc., fall on the floor, they remove this type of glossy glaze and restore the **original appearance** of the tiles (a more opaque look).

In the middle of the shinier floor, the areas without wax appear as opaque marks, but they are actually the only clean parts of the floor. In these cases, the following must be done:

1. First of all, remove the glossy glaze from the entire floor (see table below);
2. Then, for daily cleaning, use neutral detergents that do not contain wax or polishing glaze (see the previous paragraph: "daily/standard cleaning").

RESIDUES TO BE REMOVED	TYPE OF DETERGENT	DETERGENT'S NAME	MANUFACTURER
glossy glaze	weak acidic	tile cleaner pure (*)	faber chimica

(*) Do not follow the instructions on the package, just apply the pure detergent, follow the instructions shown in the video at the following link <https://youtu.be/4Kqe-CJlb5s>.

Do not use wax on LEA CERAMICHE porcelain stoneware.

SPECIAL MAINTENANCE

Stain-resistant products for joints

PRODUCT NAME	MANUFACTURER
fugaproof	fila
ultracare grout protector	mapei
kf fugenschutz	lithofin

Unless otherwise indicated by LEA CERAMICHE, follow the instructions indicated on the manufacturer's package very carefully.

Antislip treatments

The slip resistance of floors laid with glazed tiles or non-glazed tiles can be increased by using specific products (see table). Before applying the product perform a precautionary test on a tile that is not laid in order to find the most suitable contact time. If, on the one hand, the longest period increases the griping grade, on the other, it will tend to whiten the colours of the tiles a little and make it slightly less resistant to stains.

TYPE OF OPERATION	PRODUCT NAME	MANUFACTURER
antislip treatment	bonagrip	bonasystems italia
	safe floor	faber chimica

caution:

1. Do not use these treatments on Honed or Polished surfaces;
2. Before the doing treatment contact Leas Customer Service;
3. It is advisable to carry out the treatment through specialized companies.

POLISHED products can reach a grade of **R9** (test DIN EN 16165-Annex B) with special laser treatments that may be carried out only on materials that have not been laid: for this reason the request for R9 on Polished products must be specified at the time of placing the order with the sales department.

Such laser treatments can be also be carried out on **HONED** surfaces (contact LEA CERAMICHE customer service for further information).

Useful contacts pag. 378

The manual "cleaning and maintenance" is available on the website leaceramiche.com

Informations sur le nettoyage et l’entretien.

Avant de nettoyer une surface carrelée, il est préférable de:

1. Vérifier la **résistance chimique** des carreaux posés sur le catalogue général;
 2. Faire un test avant emploi en versant le détergent directement sur les carreaux installés et en le laissant agir aussi longtemps que la durée prévue sur le chantier;
 3. S’assurer que les détergents **ne contiennent** ni acide fluorhydrique ni aucun de ses dérivés, car ces substances particulières entament tous les produits céramiques.
- Veillez trouver ci-après quelques instructions pour bien effectuer les nettoyages de fin de chantier (« après pose »), quotidiens, extraordinaires, pour éliminer les cires et les additifs de cirage et pour réaliser toute opération d’entretien extraordinaire.

NETTOYAGE « APRÈS POSE »

1. Le nettoyage « après pose » sert à enlever les résidus de mortier, de ciment, de chaux et de ciment-joint. Il est obligatoire à la fin du chantier, aussi bien pour les carreaux émaillés que pour les carreaux non émaillés.
2. Un mauvais nettoyage « après pose », voire même l’absence de nettoyage, entraîne souvent la formation d’auréoles qui compromettent la propreté du revêtement de sol, même après un bon nettoyage quotidien.
3. Chaque fois que cela est possible, notamment pour les surfaces moyennes/grandes, il est recommandé d’utiliser une monobrosse avec disques souples (blancs ou beiges).
4. **Nettoyage ciments-joints mélangés avec de l’eau**
Nettoyage avec des détergents spéciaux à base d’acides tamponnés et dilués. Veillez trouver dans le tableau ci-après quelques noms de produits qui se trouvent facilement dans le commerce.

RÉSIDU À ENLEVER	TYPE DE DÉTERGENT	NOM DES DÉTERGENTS	FABRICANT
ciments-joints	à base d'acides tamponnés	ultracare keranet	mapei
ciment		cement remover	faber chimica
chaux		deterdek pro	fila
		trek	kiter
		zementschleierentferner	lithofin
		hmk r63	hmk
		solvacid	geal
		bonaclean / bclean	bonasystems italia
		bonadecon / bdecon (*)	bonasystems italia

Sauf indication contraire de LEA CERAMICHE, suivre scrupuleusement le mode d’emploi signalé par le fabricant sur l’emballage. (*) Spécifique pour produits qui ne sont pas résistant aux

INSTRUCTIONS DE NETTOYAGE «APRÈS POSE»:

1. Nettoyer 4-5 jours après l’exécution des joints (le mortier doit durcir) et avant 10 jours maximum. Après ce délai, le nettoyage peut demander beaucoup plus d’efforts.
2. **Mouiller le revêtement** de sol avant les opérations de nettoyage. Ainsi l’eau imprègne les joints et atténue le contact avec les produits nettoyants.
3. **Laisser agir les détergents peu de temps** et bien rincer à l’eau dès que possible.
4. Ne pas faire le nettoyage si les surfaces carrelées sont **très chaudes** (par ex. exposées au soleil pendant les mois les plus chauds), car la chaleur renforce l’action agressive des produits chimiques. En été, il doit avoir lieu aux heures fraîches de la journée.
5. Faire toujours des tests avant emploi (sur un carreau non posé), notamment sur les produits Poncés ou Polis.
6. **Nettoyage des joints epoxy, bi-composants et réactifs.**
Nettoyer immédiatement les résidus de manière soignée en respectant les indications fournies par le fabricant car ce type de joint durcit rapidement, en quelques minutes. Suivre attentivement les indications de nettoyage indiquées par le fabricant des joints utilisés et vérifier leur efficacité (même à contre-jour) en effectuant un essai préalable de nettoyage avant de jointoyer la totalité du sol / mur.
7. **Carreaux antidérapants**

Les carreaux « antislip » réalisés avec des surfaces rugueuses et/ou structurées se nettoient évidemment moins facilement. Il est donc recommandé d’effectuer le nettoyage « après pose » de manière rapide et minutieuse et d’utiliser, si possible, une monobrosse à disques blancs ou beiges.

NETTOYAGE EXTRAORDINAIRE

Il sert à éliminer les taches ou les résidus particulièrement anciens ou tenaces. Effectuer toujours des tests avant emploi (sur un carreau non posé), notamment sur les produits **Poncés et Polis**. Veillez trouver dans le tableau ci-après des détergents efficaces en fonction du type de tache.

RÉSIDU À ENLEVER	TYPE DE NETTOYANT	NOM DES NETTOYANTS	FABRICANT
graisses dépôts de poussières laissées par le piétinement grands nettoyages	alcalins universels (1)	ps87 pro	fila
		intensivreiniger	lithofin
		hmk r55	hmk
		taski r20-strip	johnsondiversey
		deep degreaser	faber chimica
		ultracare HD cleaner	mapei
		bonadecon / bdecon	bonasystems italia
		deterflash	geal
café Coca-Cola jus de fruits	alcalins universels (1)	coloured stain remover	faber chimica
		ps87 pro	fila
		super deterjet	geal
		eau de javel	producteurs divers
vin	oxydant	oxidant	faber chimica
		eau de javel	producteurs divers
dépôts calcaires	acide (1)	viakal	procter & gamble
		ultracare acid cleaner	mapei
rouille	acide (1)	acide muriatique dilué	producteurs divers
		ultracare acid cleaner	mapei
encres feutre	à base de solvant	diluant nitro, térébenthine	producteurs divers
		coloured stain remover	faber chimica
		vim clorex (2)	guaber
		polishing cream (2)	faber chimica
pneus traces de caoutchouc de métaux de crayon	pâte abrasive (1)	strong remover (3)	faber chimica
		detergum (3)	zep italia
saleté des joints	spécifique	fuganet	fila
		ultracare grout cleaner	mapei
		fugenreiniger	lithofin

(1) Effectuer des tests avant emploi sur les produits Poncés et Polis. (2) Recommandé pour les produits Poncés et Polis. (3) Ne pas utiliser sur les produits Poncés, utiliser sur les produits polis en faisant très attention. Sauf indication contraire de LEA CERAMICHE, suivre avec soin le mode d’emploi signalé par le fabricant sur l’emballage.

Lea Ceramiche

NETTOYAGE QUOTIDIEN / ORDINAIRE

Utiliser de l’eau chaude et un chiffon en microfibre de bonne qualité, comme les chiffons MAGIC CLEAN de **Bonasystems Italia**.
Si besoin, utiliser de l’eau chaude et un détergent neutre très dilué (un bouchon pour 5 l d’eau) ou de l’eau chaude et un dégraissant universel (4 à 5 pulvérisations pour 5 l d’eau). Après chaque lavage, toujours rincer avec de l’eau et un chiffon en microfibre propre.

TYPE D’OPERATION	TYPE DE NETTOYAGE	NOM DES DÉTERGENTS	FABRICANT
nettoyages journaliers	neutre	floor cleaner	faber chimica
		cleaner pro	fila
	dégraissant universel	pflegereiniger	lithofin
		hmk p15	hmk
		bonamain + / bmain +	bonasystems italia
		bonatitania clean / btitania clean	bonasystems italia
		belgres	geal
		chanteclair sgrassatore universale	real chimica
		smac expresse sgrassatore	bolton group

Sauf indication contraire de LEA CERAMICHE, suivre avec soin le mode d’emploi signalé par le fabricant sur l’emballage.

NETTOYAGE DÉCORS

- utiliser des détergents NEUTRES et dilués. **NE SURTOUT PAS UTILISER:** Agents cirants et/ou agents d’imprégnation - Des détergents acides ou alcalins - Des produits abrasifs - Des brosses ou des éponges abrasives.

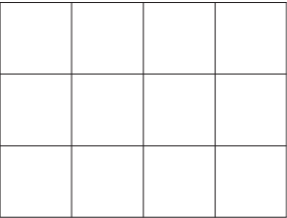
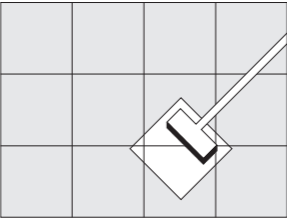

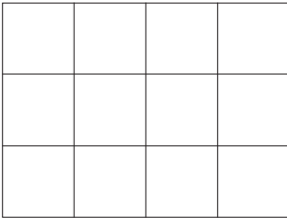
ÉLIMINATION DES FILMS BRILLANTS

Les nettoyants ordinaires disponibles dans le commerce contiennent souvent des cires ou des additifs de cirage qui, lavage après lavage, déposent sur le revêtement de sol des **films brillants** qui entraînent la formation d’auréoles difficiles à éliminer. - Des dépôts de ce genre peuvent être dus à des détergents désinfectants à base d’alcool et à des enduits pour joint de carrelage. Si de simples boissons, comme le Coca-Cola, le vin, l’eau, etc., sont renversées sur le sol, ce film brillant part et les carreaux reprennent leur **aspect original** plus mat. Au milieu du sol plus brillant, les zones sans cire apparaissent comme des auréoles mates mais, en réalité, ce sont les seules parties propres du revêtement de sol. Dans ce cas, il faut :

1. avant toute chose, éliminer le film brillant sur l’ensemble du revêtement de sol (voir tableau ci-après) ;
2. ensuite, pour le nettoyage journalier, utiliser des détergents neutres qui ne contiennent pas de cire ni de films brillants (voir paragraphe précédent « nettoyages journaliers/ordinaires »).

RÉSIDU À ENLEVER	TYPE DE DÉTERGENT	NOM DES DÉTERGENTS	FABRICANT
film brillant	faiblement acidulé	tile cleaner puro (*)	faber chimica

(*) Ne pas suivre le mode d’emploi signalé sur l’emballage, mais utiliser le nettoyant pur, suivre les instructions données dans la vidéo qui se trouve au lien suivant. <https://youtu.be/4Kqe-CJlb5s>.
Ne pas utiliser de cires sur le grès cérame LEA CERAMICHE.

1		2		3		4	
	Sol d’origine.		Après un nettoyage avec des détergents contenant de la cire.		Certains aliments (Coca-Cola, vin, eau, etc.) peuvent enlever le film brillant. La surface d’origine est plus mate.		Retirer le film à l’aide d’un détergent (Tile Cleaner pur de Faber) et utiliser chaque jour un détergent sans cire.

ENTRETIENS EXTRAORDINAIRES

Protection joints

NOM DU PRODUIT	FABRICANT
fugaproof	fila
ultracare grout protector	mapei
kf fugenschutz	lithofin

Sauf indication contraire de LEA CERAMICHE, suivre scrupuleusement le mode d’emploi signalé par le fabricant sur l’emballage.

Traitements antidérapants

La résistance au glissement des carrelages posés (aussi bien des carreaux émaillés que des carreaux non émaillés) peut être améliorée au moyen de produits spécifiques (voir tableau). Avant d’appliquer le produit sur le revêtement de sol, effectuer toujours des tests sur les carreaux non posés pour déterminer les temps de pose plus indiqués. Si d’un côté, les temps de pose longs augmentent le le degré d’adhérence, de l’autre, ils ont tendance à décolorer un peu les carreaux et et les rend plus salissables.

TYPE D’OPÉRATION	NOM DU PRODUIT	FABRICANT
traitement antidérapant	bonagrip	bonasystems italia
	safe floor	faber chimica

attention:

1. Ne pas effectuer ces traitements sur les surfaces Poncées ou Polies ; 2. Avant le traitement, contacter le Service Clients Lea ; 3. Il est recommandé de confier le traitement à des entreprises spécialisées.

Les produits **POLIS** peuvent atteindre le niveau d’adhérence **R9** (essai DIN EN 16165-Annex B) par le biais de traitements laser ; ceux-ci ne peuvent être effectués que sur les produits non posés. Pour les carreaux Polis, le client est donc tenu de spécifier le niveau R9 au service commercial lors de la commande. Ces traitements laser peuvent aussi être effectués sur les surfaces **PONCÉES** (après vérification auprès du Service Clients LEA CERAMICHE).

Quelques noms utiles pag. 378

Le manuel technique « entretien et maintenance » est disponible sur le site internet leaceramiche.com

Informationen zur reinigung und pflege.

Vor der Reinigung einer gefliesten Fläche wird folgendes empfohlen:

1. Im Hauptkatalog die **Chemikalienbeständigkeit** der verlegten Fliesen prüfen;
 2. Einen Vortest direkt auf den verlegten Fliesen vornehmen, indem das zu verwendende Reinigungsmittel über den gleichen Zeitraum wie in der Baustelle mit den Fliesen in Kontakt gebracht wird;
 3. Sicherstellen, dass die zu verwendenden Reinigungsmittel **keine** Fluorwasserstoffsäure und/oder ihre Derivate enthalten, da diese Substanzen durch ihre Besonderheit **alle** keramischen Produkte angreifen.
- Es folgen einige Angaben zur täglichen, außergewöhnlichen Reinigung am Ende der Bauarbeiten („nach dem Verlegen“), um Wachs und glänzende Schichten zu entfernen und um eventuelle besondere Wartung auszuführen.

REINIGUNG „NACH DEM VERLEGEN“

1. Die Reinigung „nach dem Verlegen“ dient zur Entfernung der Spachtelrückstände, Zementrückstände und Kalkrückstände. Sie ist am Ende der Bauarbeiten für die glasierten und unglasierten Fliesen obligatorisch.
2. Eine schlecht ausgeführte oder eventuell gar nicht ausgeführte Reinigung „nach dem Verlegen“ ist oft die Ursache von Schatten, die trotz einer täglichen Reinigung die Ursache eines nicht sauberen Bodens sind.
3. Wenn möglich – vor allem bei mittel-großen Oberflächen – empfehlen wir die Anwendung eines Einbürstengeräts mit passenden Scheiben weich (weiß oder beige).
4. reinigung von mit wasser gemischten mörtel
Diese wird mit speziellen Reinigungsmitteln mit gepufferten und verdünnten Säuren ausgeführt. Einige dieser, die im Handel leicht erhältlich sind, sind in der folgenden Tabelle aufgeführt.

ZU ENTFERNENDER REST	REINIGUNGSMITTEL	NAME REINIGUNGSMITTEL	HERSTELLER
Mörtel	Mit gepufferten Säuren	ultracare keranet	mapei
Zementschlamm		cement remover	faber chimica
Zement		deterdek pro	fila
Kalk		trek	kiter
		zementschleierentferner	lithofin
		hmk r63	hmk
		solvacid	geal
		bonaclean / bclean	bonasystems italia
		bonadecon / bdecon (*)	bonasystems italia

Außer bei anders lautenden Angaben von LEA CERAMICHE, werden die Gebrauchsanweisungen der Produkthersteller befolgt. (*) Für nicht säurebeständige Produkte geeignet

ANLEITUNGEN FÜR DIE REINIGUNG „NACH DEM VERLEGEN“:

1. Die Reinigung 4-5 Tage nach der Verlegung (die Fugenmasse muss aushärten) und nicht nach 10 Tagen ausführen. Über diesen Zeitraum hinaus kann die Reinigung sehr schwierig werden.
2. Den Boden vor der Reinigung mit Wasser benetzen. Auf diese Weise werden die Verfugungen mit Wasser benetzt und der Kontakt mit den Reinigungsmitteln reduziert.
3. Die Reinigungsmittel über eine begrenzte Zeit einwirken lassen und sobald wie möglich mit Wasser spülen.
4. Die Reinigung darf nicht ausgeführt werden, wenn die gefliesten Flächen **sehr heiß** sind (z.B. im Sommer der Sonne ausgesetzt), da die Wirkung der chemischen Substanzen aggressiver ist. Im Sommer wird sie in den kühlen Stunden des Tags ausgeführt.
5. Vor der Anwendung immer Tests vornehmen (auf einer nicht verlegten Fliese), insbesondere bei geläppten oder polierten Produkten.
6. Reinigung von epoxi-, bi-komponent und aktiven spachtelmassen
In diesen Fällen müssen die Stückrückstände sofort und sehr sorgfältig unter Beachtung der Angaben des Herstellers erfolgen, weil diese Stücke u.U. sehr schnell in wenigen Minuten härten. Die angegebene Reinigungshinweis vom Hersteller der verwendete Fugenmasse sorgfältig befolgen. Vor dem Verfugen des gesamten Belag (Boden u/o Wand), die Wirkung der Reinigungsempfehlung (auch im Gegenlicht!) mit einem Vor-Test Reinigung überprüfen.

7. Rutschfeste fliesen

Aufgrund ihrer Beschaffenheit sind die rutschfesten, rauen oder strukturierten Oberfl ächen etwas schwieriger zu reinigen. Aus diesem Grunde ist die Reinigung sehr wichtig. Für eine schnellere Reinigung wird der Einsatz einer Einscheibenmaschine mit einer weissen oder beige Scheibe empfohlen.

SONDERREINIGUNG

Sie wird ausgeführt, um besonders alte oder hartnäckige Flecken oder Reste zu entfernen. Vor der Anwendung immer Tests vornehmen (auf einer nicht verlegten Fliese), insbesondere bei **geläppten** und **polierten** Fliesen.In der unten aufgeführten Tabelle sind wirksame Reinigungsmittel je nach Fleckenart angegeben.

ZU ENTFERNENDER REST	ART DES REINIGUNGSMITTELS	NAME REINIGUNGSMITTEL	HERSTELLER
Fette Trittstaub Grundreinigung	Polyfunktional, mit Alkalibasis (1)	ps87 pro	fila
		intensivreiniger	lithofin
		hmk r55	hmk
		taski r20-strip	johnsondiversey
		deep degreaser	faber chimica
		bonadecon / bdecon	bonasystems italia
		ultracare HD cleaner	mapei
		deterflash	geal
		coloured stain remover	faber chimica
		ps87 pro	fila
Kaffee Coca Cola Obstsäfte	Polyfunktional, mit Alkalibasis (1)	super deterjet	geal
		candeggina	vari produttori
		oxidant candeggina	faber chimica vari produttori
Wein	Oxydierend	viakal	procter & gamble
Kalkrückstände	Mit Säurebasis (1)	ultracare acid cleaner	mapei
		acido muriatico diluito	vari produttori
Rost	Mit Säurebasis (1)	ultracare acid cleaner	mapei
Tinten Filzstift	Mit Lösungsmittel	diluyente nitro, acqua ragia	vari produttori
		coloured stain remover	faber chimica
		vim clorex (2)	guaber
		polishing cream (2)	faber chimica
Reifen Gummiflecken Metall Bleistift	scheuermittel (1)	strong remover (3)	faber chimica
		detergum (3)	zep italia
		fuganet	fila
Fugenschmutz	Spezifisch	ultracare grout cleaner	mapei
		fugenreiniger	lithofin

(1) Vortesten auf geläppten und polierten Materialien. (2) Für geläppte und polierte Materialien. (3) Nicht auf geläppten Produkten verwenden, sehr vorsichtig auf polierten Materialien verwenden. Außer bei anders lautenden Angaben von LEA CERAMICHE, die von den Herstellern angegebenen Gebrauchsanweisungen befolgen.

TÄGLICHE / REGELMÄSSIGE REINIGUNG

Warmes Wasser und ein hochwertiges Mikrofasertuch wie MAGIC CLEAN von **Bonasystems Italia** verwenden. Bei Bedarf Warmwasser und ein stark verdünntes, neutrales Reinigungsmittel verwenden (ein Flaschenverschluss auf 5 l Wasser) oder warmes Wasser und einen Universal-Entfetter (4-5 Sprühstöße auf 5 l Wasser). Nach dem Reinigen stets mit einem zweiten hochwertigen Mikrofasertuch und klarem Wasser nachwischen.

VORGANGSART	ART DES REINIGUNGSMITTELS	NAME REINIGUNGSMITTEL	HERSTELLER
Tägliche Reinigung	Neutral	floor cleaner	faber chimica
		cleaner pro	fila
	universeller Entfetter	pflegereiniger	lithofin
		hmk p15	hmk
		bonamain + / bmain +	bonasystems italia
		bonatania clean / btitania clean	bonasystems italia
		belgres	geal
		chanteclair sgrassatore universale	real chimica
		smac expresse sgrassatore	bolton group

Außer bei anders lautender Angabe durch LEA CERAMICHE, die Gebrauchsanleitungen der Hersteller befolgen.

REINIGUNG DES FLIESENDEKORS

– Verwenden Sie ausschließlich NEUTRALE und verdünnte Reinigungsmittel. **VERWENDEN SIE AUF KEINEN FALL:** Wachs- und/oder Imprägniermittel – Ätzende oder alkalische Reinigungsmittel – Scheuerpasten-und Pulver – Grobe Bürsten oder abrasive Schwämme.

ENTFERNEN VON GLÄNZENDEN SCHICHTEN

In den normalen handelsüblichen Reinigungsmitteln sind manchmal Wachse oder glänzende Zusätze enthalten, die nach jeder Reinigung **glänzende** Schichten auf dem Boden hinterlassen, die hartnäckige Streifen verursachen. Beläge dieser Art können auch durch desinfizierende Reinigungsmittel auf Alkoholbasis und Fugenmassen entstehen. Einfache Lebensmittel wie Coca Cola, Wein, Wasser usw. entfernen durch Fallen auf den Boden diese glänzende Schicht und bringen den matten **Originalzustand** der Fliesen wieder zum Erscheinen. Auf dem glänzenden Teil des Bodens erscheinen die Bereiche ohne Wachs als matte Schatten, eigentlich handelt es sich um die einzigen sauberen Bereiche des Bodens. In diesen Fällen muss man:

1. Zuerst die glänzende Schicht vom ganzen Boden entfernen (siehe folgende Tabelle);
2. Dann zur täglichen Reinigung neutrale Reinigungsmittel verwenden, die keine Wachse oder glänzende Zusätze enthalten (siehe vorheriger Abschnitt „tägliche/regelmäßige Reinigung“).

ZU ENTFERNENDER REST	ART DES REINIGUNGSMITTELS	NAME REINIGUNGSMITTEL	HERSTELLER
Glänzende Schichten	Leicht sauer	tile cleaner pur (*)	faber chimica

(*) Die Angaben auf der Verpackung nicht befolgen, Den im Video gezeigten Anweisungen unter diesem Link folgen <https://youtu.be/4Kqe-CJlb5s>.

1		2		3		4	
	Originalfußboden.		Nach der Reinigung mit wachshaltigen Reinigungsmitteln.		Normale Lebensmittel (Coca-Cola, Wein, Wasser usw...) können die glänzende Patina entfernen. Die Originaloberfläche ist matter.		Die Patina sollte mit Reinigungsmittel entfernt werden (Tile cleaner pur von Faber) und für die tägliche Reinigung sollte ein wachsfreies Reinigungsmittel verwendet werden.

BESONDERE WARTUNG

fugenschutzmittel

PRODUKTNAME	HERSTELLER
fugaproof	fila
ultracare grout protector	mapei
kf fugenschutz	lithofin

Außer bei anders lautender Angabe der LEA CERAMICHE die Gebrauchsanleitungen der Hersteller befolgen.

rutschfeste behandlung

Die Rutschfestigkeit der verlegten Böden (glasierte sowie unglasierte Fliesen) kann durch Anwendung spezifischer Produkte erhöht werden (siehe Tabelle). Bevor das Produkt auf dem Boden aufgetragen wird, werden Vortests auf nicht verlegten Fliesen vorgenommen, um die geeignete Kontaktzeit zu finden. Wenn längere Zeiten auf der einen Seite die Rutschfestigkeit erhöhen, neigen sie auf der anderen Seite dazu, die Farben der Fliesen zu bleichen und sie etwas schmutzempfindlicher zu machen.

VORGANG	PRODUKTNAME	HERSTELLER
rutschfestigkeits-Behandlung	bonagrip	bonasystems italia
	safe floor	faber chimica

Achtung:

1. Diese Behandlungen nicht auf geläppten oder polierten Oberflächen verwenden;
2. Vor der Behandlung den Kundenservice Lea fragen;
3. Wir empfehlen, die Behandlung durch spezialisierte Firmen auszuführen

Die **POLIERTEN** Produkte können den Grad **R9** (Test DIN EN 16165-Annex B) mit geeigneten Laserbehandlungen erreichen, die nur bei nicht verlegtem Material ausgeführt werden können: Somit muss die Anforderung des Grads R9 für polierte Produkte im Auftrag an die Verkaufsabteilung angegeben werden. Diese Laserbehandlungen können auch auf **GELÄPPTEN** Oberflächen ausgeführt werden (nach der Prüfung des Kundenservice von LEA CERAMICHE).

Nützliche adressen pag. 378

Das technische Handbuch “Reinigung und Verbrauch” finden Sie jetzt auf unsere Web Site leaceramiche.com



SLIMTECH EASY is the FIRST certified dry lay system for ceramic flooring.

- It is installed **without mortar** and, thanks to the exclusive use of fibreglass-reinforced Slimtech slabs, it is **more durable** than any other traditional laying system.
- With a **thickness of only 7 mm**, this system is used for the installation of a new kind of highly durable porcelain stoneware flooring that is perfect for interior **RESIDENTIAL or LIGHT COMMERCIAL** use.
- It is possible to **renovate without demolishing** as it can be laid on **pre-existing floors**.
- SLIMTECH EASY is unique, because it uses a high-performance product: laminated porcelain stoneware **Slimtech Plus** slabs, exactly as they are when they exit the production line. This means no subsequent processing and the guarantee of a quality manufacturing process tested by Lea Ceramiche in over **15 years of experience** and with millions of square meters sold worldwide.

SLIMTECH EASY est le PREMIER système certifié de pose à sec pour sols en céramique.

- Il se pose **sans colle** et fait preuve d'une **résistance supérieure** à celle de n'importe quel autre système de pose traditionnelle, grâce à l'utilisation exclusive des dalles Slimtech renforcées avec de la fibre de verre.
- Avec seulement **7 mm d'épaisseur**, le système permet la réalisation d'un nouveau sol en grès cérame, parfait pour les espaces intérieurs **RÉSIDENTIELS et COMMERCIAUX** soumis à un trafic peu intense.
- Conçu pour être posé sur un sol préexistant et donc permet de **rénover sans devoir démolir**.
- **SLIMTECH EASY est un système unique** qui se base sur un produit aux performances extraordinaires : les dalles en grès cérame laminé **Slimtech Plus**, directement sorties de leur usine de fabrication. Elles n'ont donc subi aucune transformation et présentent la **garantie** d'un processus de production de qualité, éprouvé par Lea Ceramiche en plus de **15 ans d'expérience** et avec des millions de mètres carrés vendus dans le monde.

SLIMTECH EASY è il PRIMO sistema certificato di posa a secco per pavimenti in ceramica.

- Si posa **senza colla** e grazie all'esclusivo utilizzo delle lastre Slimtech, rinforzate con fibra di vetro, ha una **resistenza superiore** a quella offerta da qualunque altro tradizionale sistema di posa.
- In soli **7 mm di spessore** permette la realizzazione di un nuovo pavimento in gres porcellanato ultrasensibile idoneo per ambienti interni con destinazione **RESIDENZIALE o COMMERCIALE LEGGERO**.
- Può essere applicato in **sovrapposizione** e dunque consente di **rinnovare senza demolire**.
- SLIMTECH EASY è unico, perchè utilizza un prodotto dalle prestazioni straordinarie: le lastre in gres porcellanato laminato **Slimtech Plus**, così come escono dagli stabilimenti. Dunque senza lavorazioni successive e con tutta la **garanzia** di un processo produttivo di qualità testato da Lea Ceramiche in oltre **15 anni di esperienza** e con milioni di metri quadrati venduti nel mondo.

SLIMTECH EASY ist das erste zertifizierte Trockenbausystem für Bodenbeläge aus Keramik.

- Es wird **ohne Kleber** verlegt und ist dank der ausschließlichen Verwendung glasfaserverstärkter Slimtech-Platten **beständiger** als jedes andere, herkömmliche Verlegesystem.
- Mit nur **7 mm Stärke** erlaubt es die Verlegung eines neuen Bodenbelags aus hochbeständigem Feinsteinzeug für Innenräume im **WOHNUNGS- oder im LEICHTEN GEWERBEBAU**.
- Kann auf der vorhandenen Struktur angebracht werden und ermöglicht daher **eine Renovierung ohne Abbrucharbeiten**.
- **SLIMTECH EASY ist einzigartig**, denn es umfasst ein außerordentlich leistungsstarkes Produkt: **Slimtech Plus**, die Platten aus laminiertem Feinsteinzeug. So, wie sie aus der Produktion kommen. Ohne weitere Bearbeitungen also, und mit der Garantie eines ausgereiften Produktionsverfahrens, das Lea Ceramiche in mehr als **15-jähriger Erfahrung** mit Millionen in aller Welt verkauften Quadratmetern auf die Probe gestellt hat.

Come si compone il sistema

Assembling the system / En quoi consiste le système? / Die Komponenten des systems

1 SILENT SOUNDPROOFING MAT



Stendere il materassino di fondo
Una volta verificata la pulizia e la planarità del sottofondo si procede alla stesura su tutta la superficie da pavimentare del materassino fonoassorbente SILENT.

Unroll and extend the base mat
After verifying that the subfloor is clean and level, proceed with laying the SILENT soundproofing mat on the entire floor area.

Pose de la sous-couche de fond
Vérifiez la propreté et la planéité du plancher, puis étendez le tapis insonorisant SILENT sur toute la surface à revêtir.

Bodenmatte auslegen
Boden auf Sauberkeit und Ebenheit prüfen und anschließend die schallschluckende Matte SILENT über die gesamte Bodenfläche auslegen.

2 SLIMTECH plus



Posare le lastre di Slimtech
Quindi posare direttamente e senza uso di collanti le lastre di SLIMTECH scelte tra i colori e le versioni **5plus** e **6plus**.

Lay the Slimtech slabs
Then lay the SLIMTECH slabs, chosen among the colours available in the **5plus** and **6plus** versions, directly on the mat without the use of adhesives.

Installation de dalles Slimtech
Posez les dalles SLIMTECH, choisies entre les couleurs et les versions **5plus** et **6plus**, directement et sans utiliser de colles.

Verlegung der Slimtech-Platten
Nun direkt und ohne Kleber die SLIMTECH-Platten in den gewünschten Farben und Ausführungen (**5plus** und **6plus** bzw.) verlegen.

3 FILLER FINISHING SEALANT




Sigillare le fughe
Dopo aver rivestito il pavimento con SLIMTECH è necessario sigillare le fughe tra le lastre con la speciale finitura FILLER. Una volta asciutta questa sigillatura garantirà una perfetta superficie calpestabile e assolutamente impermeabile.

Seal the grout lines
After having laid SLIMTECH on the floor, it is necessary to seal the spaces between the slabs with FILLER. Once dry, this sealant guarantees a perfect walkable and waterproof surface.

Jointoiment
Après avoir recouvert le sol avec SLIMTECH, il est nécessaire de sceller les joints entre les dalles avec la finition spéciale FILLER. Une fois sec, ce jointoiment garantira une surface habitable et imperméable à l'eau.

Versiegeln der Fugen
Nach dem Belegen des Bodens mit SLIMTECH, müssen die Fugen zwischen den Platten mit FILLER versiegelt werden. Einmal ausgetrocknet, garantiert diese Versiegelung einen perfekt begehbaren und absolut wasserdichten Belag.

Formati / sizes / formats / Formate (cm)



think zero



ULTRATHIN SLABS
CO2 NEUTRAL

PANARIAgroup®
CERAMIC SURFACES

K'ERLITE

Zero.3

SLIMTECH

LIN3A



*«Noi siamo Panariagroup
e ci piace pensare in grande.
Con una sostenibilità a 360°
senza nessun compromesso.»*

*«We are Panariagroup
and we like to think big.
Embracing 360° sustainability
with no compromise.»*

Emilio Mussini
Presidente di Panariagroup
Panariagroup Chairman

IL MANIFESTO THE MANIFEST THINK ZERO

ESSERE SOSTENIBILI È PIÙ CHE UN'IDEA. È AZIONE.

E PER ESSERE CONCRETA,
DEVE PARTIRE DALLE BASI.
DAGLI SPAZI IN CUI ABITIAMO.
DAI MATERIALI CHE SCEGLIAMO.
DALLE DECISIONI CHE PRENDIAMO.

**PER QUESTO ABBIAMO SVILUPPATO
LE LASTRE CERAMICHE ULTRASOTTILI**
CON UNA TECNOLOGIA RIVOLUZIONARIA
CAPACE DI DARE MOLTO DI PIÙ
CON MOLTO MENO

NON SOLO MENO SPESSORE

MA MENO ACQUA,
MENO MATERIE PRIME,
MENO ENERGIA,
MENO INQUINAMENTO.
MENO CO₂, CHE DA OGGI COMPENSIAMO
COMPLETAMENTE ATTRAVERSO PROGETTI
INTERNAZIONALI DI ABBATTIMENTO DELLE
EMISSIONI NELLE CITTÀ PIÙ INQUINATE.

UNA RIVOLUZIONE PROGETTATA PER OTTENERE DI PIÙ:

ALTA RESISTENZA, ALTE PRESTAZIONI,
MASSIMA ATTENZIONE ALLA SOSTENIBILITÀ
E NESSUN COMPROMESSO.
CON QUATTRO BRAND LEADER DI SETTORE

E UN'AMPIA GAMMA DI SUPERFICI

PROGETTATE PER COSTRUIRE I NOSTRI LUOGHI,
UN PRESENTE RESPONSABILE
E UN FUTURO MIGLIORE.

NOI SIAMO PANARIAGROUP E CI PIACE PENSARE IN GRANDE, A UNA SOSTENIBILITÀ A 360°.

CHE ABBRACCIA ANCHE LE PERSONE E IL
TERRITORIO. E SI SVILUPPA ATTRAVERSO UN CICLO
PRODUTTIVO CHE PRODUCE SEMPRE MENO RIFIUTI
E PER GLI IMBALLI UTILIZZA SEMPRE MENO PLASTICA
E CARTA.

PERCHÉ NON C'È NIENTE DI PIÙ GRANDE
CHE PENSARE A UN IMPATTO SEMPRE PIÙ PICCOLO.

Panariagroup
THINK ZERO

BEING SUSTAINABLE IS MORE THAN A DREAM. IT'S ACTION.

AND TO BE TANGIBLE,
IT MUST START FROM THE BASICS.
FROM THE SPACES WE LIVE IN.
FROM THE MATERIALS WE CHOOSE.
FROM THE DECISIONS WE TAKE.

**THIS IS WHY WE HAVE DEVELOPED
ULTRA-THIN CERAMIC SLABS**
WITH A REVOLUTIONARY TECHNOLOGY
TO DELIVER MUCH MORE
WITH MUCH LESS.

NOT JUST LESS THICKNESS

BUT LESS WATER,
LESS RAW MATERIALS,
LESS ENERGY,
LESS POLLUTION.
LESS CO₂ EMISSIONS, WHICH WE NOW FULLY
OFFSET THROUGH INTERNATIONAL PROJECTS
AIMED AT REDUCING EMISSIONS IN THE MOST
POLLUTED CITIES.

OURS IS THE REVOLUTION THAT BRINGS YOU LESS TO GIVE YOU MORE:

HIGH RESISTANCE, OUTSTANDING PERFORMANCE,
UTMOST ATTENTION TO SUSTAINABILITY
AND NO COMPROMISES
WITH BRAND LEADERS IN THE SECTOR.

A WIDE RANGE OF SURFACES

DESIGNED FOR BUILDINGS,
FOR A RESPONSIBLE PRESENT
AND A BETTER FUTURE.

**WE ARE PANARIAGROUP
AND WE LIKE TO THINK BIG,
EMBRACING 360° SUSTAINABILITY,**
WITH A SPECIAL FOCUS ON PEOPLE,
PLACES, AND A PRODUCTION CYCLE
WITH INCREASINGLY LESS WASTE
AS WELL AS LESS PAPER AND PLASTIC
FOR OUR PACKAGING.

BECAUSE THERE IS NOTHING GREATER
THAN THINKING OF AN EVER SMALLER IMPACT.

Panariagroup
THINK ZERO

ESSERE SOSTENIBILI
È PIÙ CHE UN'IDEA.
È AZIONE

BEING SUSTAINABLE
IS MORE THAN
A DREAM.
IT'S ACTION



UN'AZIONE CONCRETA DEVE PARTIRE DALLE BASI. DAGLI SPAZI IN CUI ABITIAMO. DALLE DECISIONI CHE PRENDIAMO

A livello globale, edifici, abitazioni e settore dell'edilizia oggi sono responsabili di circa **il 36% dell'intero consumo energetico globale** e del **37% di tutte le emissioni di CO₂** legate all'energia*.

In questo contesto, il settore delle costruzioni può e deve dare il suo contributo per accelerare la decarbonizzazione e sviluppare soluzioni alternative a basse emissioni di CO₂ e arrivare entro il 2050 ad emissioni zero. Per questo, le scelte dei materiali per gli spazi abitativi, professionali e pubblici hanno un valore determinante nel migliorare l'impatto sull'ambiente.

Oggi, committenti e progettisti devono essere sempre più rigorosi nel selezionare materiali e tecniche costruttive per avere qualche possibilità di raggiungere l'obiettivo dell'accordo di Parigi di limitare il riscaldamento globale a 1,5 °C.

*2021 GLOBAL STATUS REPORT FOR BUILDINGS AND CONSTRUCTION, Global Alliance for Buildings and Constructions

AN ACTION TO BE TANGIBLE HAS TO START FROM THE BASICS. FROM THE SPACES WE LIVE IN. FROM THE DECISIONS WE TAKE

At the global level, buildings, homes, and the construction sector are today responsible for approximately **36% of the world's total energy consumption** and **37% of all CO₂ emissions** related to energy*.

Within this context, the construction sector can and must contribute to accelerating decarbonisation and developing alternative, low-CO₂ emission, solutions in an effort to achieve zero emissions by 2050. That's why choosing the right materials for residential, commercial, and public spaces is instrumental to decreasing our environmental impact.

Today, clients and designers must be increasingly meticulous when selecting construction materials and techniques, if there is to be any hope of achieving the Paris Agreement's objective of limiting global warming to 1.5°C.

*2021 GLOBAL STATUS REPORT FOR BUILDINGS AND CONSTRUCTION, Global Alliance for Buildings and Constructions

LA NATURALE SOSTENIBILITÀ DELLA CERAMICA

THE NATURAL SUSTAINABILITY OF CERAMIC MATERIALS



LA GRANDE SCOMMESSA PER IL BENESSERE DELLE PERSONE E DELL'AMBIENTE PARTE ANCHE DALLA SCELTA DI MATERIALI EDILI SOSTENIBILI

Diversi materiali, tra cui la ceramica, sono portatori di un messaggio antico quanto l'uomo. E tuttavia attuale.

Una ricetta semplice, fatta di acqua, terra e fuoco.

Pochi elementi essenziali e una tradizione millenaria, oggi sostenuta da tecnologie all'avanguardia, rendono la ceramica tra i materiali più sostenibili a disposizione dei progettisti.

La naturalità delle materie prime permette una facile dismissal al termine di un lungo e durevole ciclo di vita, che può andare oltre i 50 anni.

A FOCUS ON IMPROVING THE WELL-BEING OF PEOPLE AND THE ENVIRONMENT BEGINS WITH CHOOSING SUSTAINABLE CONSTRUCTION MATERIALS

Various materials, including ceramic, bear a message as old as man himself, and just as modern too.

A simple recipe made up of water, earth, and fire.

Just a few simple ingredients and thousands of years of tradition, today supported by cutting-edge technologies, make ceramic one of the most sustainable materials available to designers.

The use of natural raw materials makes it possible to dispose of the product easily at the end of a long and reliable life cycle, which can exceed 50 years.

LE LASTRE ULTRASOTTILI LA GENERAZIONE PIÙ AVANZATA DELLA CERAMICA

ULTRA-THIN SLABS,
THE MOST ADVANCED
CERAMIC TILE
GENERATION



ABBIAMO SVILUPPATO UNA TECNOLOGIA RIVOLUZIONARIA. LE GRANDI LASTRE ULTRASOTTILI

Le lastre ceramiche ultrasottili sono l'ultima generazione di un processo industriale tecnologicamente avanzato che trasforma elementi naturali in un prodotto tanto resistente da essere molto più longevo di tutte le alternative per rivestire le superfici.

Panariagroup è da sempre leader di innovazione.

Per primi nel settore ceramico abbiamo investito nello sviluppo delle lastre ultrasottili. Una risposta alle sfide progettuali, al desiderio di versatilità, praticità, una soluzione per le esigenze tecniche più attuali.

E soprattutto, un'azione concretamente sostenibile.

WE HAVE DEVELOPED A REVOLUTIONARY TECHNOLOGY. LARGE ULTRA-THIN SLABS

Ultra-thin ceramic slabs are the latest generation of a technologically advanced industrial process that transforms natural elements into a product so durable that its life cycle is much longer than that of any other cladding alternative.

Panariagroup has always been a leader in innovation.

We were the first in the ceramic sector to invest in the development of ultra-thin slabs: an answer to design challenges, a desire for versatility and practicality, a solution for today's technical demands.

And, above all, a truly sustainable product.



**LA NOSTRA
È LA RIVOLUZIONE CHE,
DANDVI DI MENO,
VI DÀ DI PIÙ**

OURS IS THE REVOLUTION
THAT BRINGS YOU LESS
TO GIVE YOU MORE



RIDUCIAMO GLI IMPATTI AMBIENTALI.
SENZA RIDURRE LE PERFORMANCE

WE REDUCE THE ENVIRONMENTAL IMPACT
WITHOUT REDUCING PERFORMANCE



-65%

del consumo di materie prime
of the consumption of raw materials



-80%

del fabbisogno di acqua
of the consumption of water



-30%

del fabbisogno di energia
of the consumption of energy



-30%

delle emissioni di CO₂ in atmosfera
of CO₂ emissions in the atmosphere



-66%

dell'inquinamento generato da trasporto
of pollution caused by transport

I dati fanno riferimento a un prodotto a spessore sottile, confrontato con un nostro grès porcellanato di spessore tradizionale.
The data refer to ultra-thin slabs when compared to our standard-thickness porcelain stoneware tile.



MENO MATERIE PRIME

Gli spessori ridotti permettono di utilizzare meno materie prime, ovvero minore spreco di risorse naturali.

LESS RAW MATERIALS

The reduced thickness makes it possible to use less raw materials, which means less waste of natural resources.



MENO ACQUA

La produzione delle nostre lastre ultrasottili ha minore necessità di utilizzo di acqua. Inoltre, i nostri impianti produttivi riutilizzano il 100% dell'acqua di processo. Questo porta a ridurre il consumo di risorse idriche naturali dei cicli produttivi fino all'80%.

LESS WATER

Production of our ultra-thin slabs requires less water. Furthermore, our production facilities reuse 100% of the process water. This results in up to 80% less water being consumed during production cycles.



MENO CONSUMI DI ENERGIA

Le nostre lastre ultrasottili consumano meno energia per la loro produzione in rapporto alla maggior parte degli altri materiali da rivestimento, anche ceramici. L'energia da impianti fotovoltaici installati sulle coperture degli stabilimenti produttivi permette di ridurre il fabbisogno di energia elettrica.

LESS ENERGY CONSUMPTION

When it comes to their production, our ultra-thin slabs consume less energy than most other cladding materials, even other porcelain tiles. The energy from solar panels installed on the roofs of the production facilities, allows us to reduce our need for electrical energy.



MENO EMISSIONI DI CO₂

Il risparmio energetico e le fonti di energia rinnovabile consentono una notevole riduzione delle emissioni di CO₂ per ogni mq di materiale prodotto.

LESS CO₂ EMISSIONS

Energy conservation and renewable sources of energy allow significant reductions in CO₂ emissions for each square meter of material produced.



MENO INQUINAMENTO DA TRASPORTI

Le grandi dimensioni e il ridotto spessore sono la combinazione perfetta per trasportare più metri quadrati, occupando minori spazi nella logistica dei trasporti e del magazzino. Se consideriamo l'incidenza sull'ambiente del trasporto dal sito produttivo al cantiere, dobbiamo pensare che un autotreno carico di grandi lastre ultrasottili muove tre volte i mq di un autotreno di generico gres porcellanato a spessore tradizionale.

LESS POLLUTION FROM TRANSPORT

Large sizes and reduced thickness are the perfect combination for transporting more square meters, occupying less space in transport and optimizing logistics. If we consider the environmental impact of transport from the production site to the construction site, we must calculate that a truck full of oversized ultra-thin slabs moves 3x as many square meters as a truck carrying standard-thickness generic tiles.



MENO CONSUMO E PIÙ RICICLO

Gli scarti produttivi sono recuperati al 100%, attingendo quindi in modo limitato alle risorse naturali del suolo. L'attenzione alla sostenibilità caratterizza anche gli imballaggi che sono realizzati con materiali riciclati o materiali rinnovabili.

LESS CONSUMPTION AND MORE RECYCLING

Production waste is 100% recovered, thus using only a limited amount of the earth's natural resources. This attention to sustainability also extends to the packaging, which is made from recycled or renewable materials.



LE LASTRE ULTRASOTTILI. LA NOSTRA SUPERFICIE CERAMICA A CO₂ COMPENSATA AL 100%

Per le nostre lastre ultrasottili abbiamo lavorato al massimo per ridurre gli impatti ambientali ma non ci siamo accontentati. Perché abbiamo scelto di compensare completamente le emissioni residue dell'intero ciclo di vita delle lastre attraverso l'acquisto ed il ritiro di crediti di CO₂ appartenenti allo standard CDM (Clean Development Mechanism) e che derivano da un progetto di trasporto pubblico sostenibile in India.*

Per essere sempre un passo avanti, senza accontentarci.

Creando così le lastre ultrasottili a CO₂ compensata al 100%: la nostra superficie ceramica più sostenibile.

Lo spessore 3mm, la piastrella più sottile sul mercato, testimonia la leadership di Panariagroup nell'innovare la naturale sostenibilità della ceramica.

*per approfondimenti: www.panariagroup.it/think-zero

ULTRA-THIN SLABS. OUR SUSTAINABLE FULLY OFFSET CERAMIC SURFACE

For our ultra-thin slabs we have put in maximum effort to minimize our environmental impact, but we didn't stop there. We chose to fully offset the residual emissions from the entire life cycle of the slabs, by purchasing certified CO₂ credits belonging to the standard CDM (Clean Development Mechanism), deriving from a sustainable public transportation project in India.*

Always striving to be one step ahead.

Thus, we proudly present our 100% CO₂ offset ultra-thin slabs: our most sustainable ceramic surface.

The thinnest tile on the market, at 3mm thick, is a testament to Panariagroup's leadership in the innovation of ceramic's natural sustainability.

*for more info: www.panariagroup.en/think-zero

UNA TECNOLOGIA
INNOVATIVA,
TANTI STILI DIVERSI

AN INNOVATIVE
TECHNOLOGY
MANY DIFFERENT
STYLES



UN'OFFERTA AMPIA E COMPLETA

Le nostre lastre ultrasottili sono ideali per le esigenze tecniche ed estetiche dell'architettura contemporanea.

I marchi di Panariagroup, si fregiano tutti, indistintamente, di grande notorietà a livello internazionale ed eccellenza sia estetica che tecnica. Ogni Marchio presenta caratteristiche specifiche e distintive, ma nell'insieme tutti sono pensati e sviluppati per rispondere alle esigenze di una Clientela che, seppure diversificata, dimostra una particolare attenzione all'alta qualità e al gusto estetico dei prodotti.

A WIDE AND COMPLETE RANGE OF PRODUCTS

Our ultra-thin slabs meet the technical and aesthetic demands of contemporary architecture perfectly.

All of Panariagroup's brands, without distinction, boast an outstanding international reputation as well as aesthetic and technical excellence. Every brand has specific and distinctive characteristics, but as a whole, they are conceived and developed to respond to the needs of a clientele that, though diversified, is particularly attentive to the high quality and aesthetic taste of the products.



K'ERLITE

Zero.3

SLIMTECH

LINEA

K'ERLITE | Zero.3 | SLIMTECH | LINEA

IN LINEA CON
LA RENOVATION WAVE

IN LINE WITH THE
RENOVATION WAVE



OLTRE IL PRODOTTO SOSTENIBILE, LA RISTRUTTURAZIONE SOSTENIBILE

La prospettiva di economia circolare in edilizia passa attraverso la scelta dei materiali e l'innovazione nella tecnica di posa.

Con Easy, la soluzione certificata e brevettata da Panariagroup, è possibile realizzare un rinnovamento sostenibile degli spazi, posando le nostre lastre ultrasottili senza colla anche in sovrapposizione ai materiali esistenti.

Una reale prospettiva di economia circolare in edilizia.

Le nostre lastre ultrasottili possono essere rimosse e posate nuovamente in altri ambienti, risparmiando i costi e i disagi di una demolizione.

E al termine del loro ciclo di vita, possono essere interamente riciclate come sottofondo di opere edili e stradali, o facilmente smaltite come un qualunque altro materiale inerte.

MORE THAN A SUSTAINABLE PRODUCT, A SUSTAINABLE RENOVATION

Selecting sustainable products and innovative installation techniques are fundamental prerogatives for creating a circular economy.

With Easy, Panariagroup's certified and patented solution, it's possible to sustainably renovate spaces, installing our ultra-thin slabs without adhesive, even directly on top of existing materials.

A true contributor to a circular economy in the construction industry.

Our ultra-thin slabs can be removed and installed again in other environments, thus saving on costs, and avoiding the inconvenience of a demolition.

And at the end of their life cycle, they can be recycled entirely as substrate in building or road projects, or easily disposed of like any other inert material.

UN PRODOTTO SICURO E PROTETTO

A SAFE AND PROTECTED PRODUCT

PROTECT®

Antibacterial for Life.



RESPONSABILITÀ È ANCHE PROTEZIONE E SALUTE NEGLI AMBIENTI

Lavoriamo materie prime naturali inerti e atossiche.
Questo è il grande vantaggio della ceramica.

Ma non ci siamo accontentati.
Il Centro Ricerche Panariagroup con il leader di settore nelle tecnologie antibatteriche Microban®, ha sviluppato la tecnologia integrata **PROTECT® – Antibacterial for life**.

Un vero scudo antibatterico incorporato nel prodotto ceramico che elimina fino al 99,9% dei batteri dalla superficie.
Il risultato è una superficie costantemente protetta, con alte prestazioni igieniche, inalterabile da usura e dalle condizioni climatiche.

Inoltre, non utilizziamo trattamenti che potrebbero rilasciare negli ambienti sostanze organiche volatili nocive (VOC).

RESPONSIBILITY IS ALSO HEALTH AND SAFETY WITHIN ENVIRONMENTS

We process inert and non-toxic natural raw materials.
This is the great advantage of ceramic.

But we didn't stop there.
Panariagroup's Research Centre, alongside Microban®, a leader in the antibacterial technologies sector, has developed the **PROTECT® – Antibacterial for life** integrated technology.

A true antimicrobial shield that is incorporated within the ceramic product, eliminating up to 99.9% of bacteria from surfaces.
The result is a surface that is constantly protected, offering outstanding hygienic performance which is resistant to wear and to changing climate conditions.

Furthermore, we do not use surface treatments that could release volatile organic compounds (VOC) into the environment.

LA SOSTENIBILITÀ DELLA CERAMICA ITALIANA

THE SUSTAINABILITY OF ITALIAN CERAMIC



LA CERAMICA ITALIANA SI DISTINGUE NEL MONDO ANCHE PER I SUOI ELEVATI STANDARD DI SOSTENIBILITÀ

Tutti conoscono i valori della ceramica italiana.

Bellezza, qualità, affidabilità.

Un'eccellenza nel mondo che si fregia del marchio **CERAMICS OF ITALY**.

L'industria ceramica italiana è promotrice del miglioramento degli standard di sostenibilità. Panariagroup, per prima, crede che questa sia la prospettiva del futuro.

Le nostre grandi lastre ultrasottili sono frutto di ricerca e produzione italiana.

E in questo prodotto ci sono tutti i valori del **MADE IN ITALY**.

ITALIAN CERAMIC IS RECOGNISED GLOBALLY, ALSO THANKS TO ITS HIGH STANDARDS OF SUSTAINABILITY

Everyone is familiar with the value of Italian ceramics.

Beauty, quality, reliability.

An outstanding product recognised around the world, which boasts the **CERAMICS OF ITALY** seal.

The Italian ceramic industry promotes improvement in standards of sustainability. Panariagroup, first and foremost, believes that this is the future.

Our large ultra-thin slabs are the product of Italian research and production.

This unique product embodies all the **MADE IN ITALY** values.





PANARIAGROUP LEADER DI SOSTENIBILITÀ

Il progetto THINK ZERO è parte del nostro Piano di Sostenibilità.

Un piano strutturato e strategico che si sviluppa attraverso la definizione di linee di indirizzo, nonché obiettivi di medio-lungo periodo e possibili azioni da realizzare per il loro raggiungimento, in coerenza con il business plan del Gruppo.

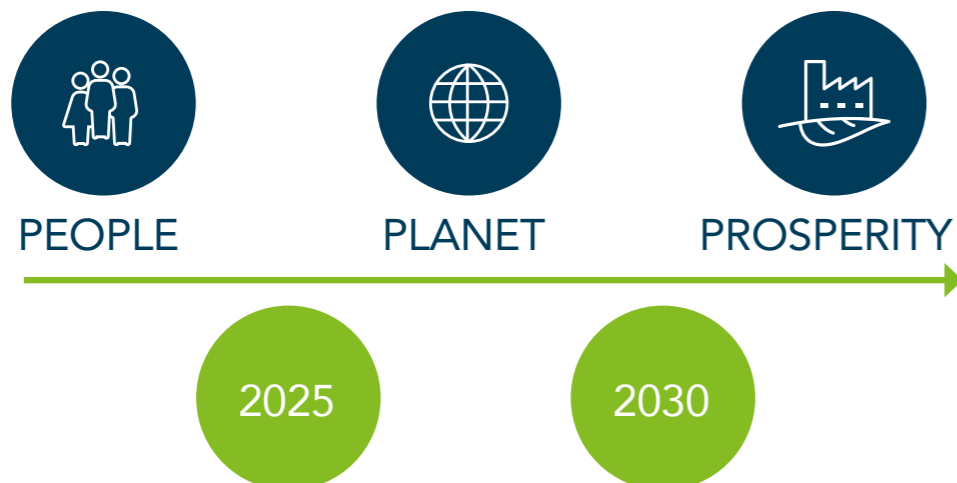
PANARIAGROUP SUSTAINABILITY LEADER

The THINK ZERO project is part of our sustainability plan.

A structured and strategic plan which will unfold through the definition of guidelines, as well as medium-long term objectives and potential actions for achieving them, in accordance with the group's business plan.

**Un impegno fatto di obiettivi ambiziosi e azioni concrete.
CON 3 PILASTRI FONDAMENTALI.**

**A commitment made up of ambitious objectives and tangible actions.
WITH 3 FUNDAMENTAL PILLARS.**



Con la nostra roadmap, fatta di tappe e appuntamenti, vogliamo raggiungere i più esigenti standard di sostenibilità in linea con i Sustainable Development Goals per i quali ci siamo impegnati concretamente.

With our roadmap, made up of milestones and initiatives, we intend to meet the most stringent sustainability standards, in line with the Sustainable Development Goals, towards which we are diligently working.

SUSTAINABLE DEVELOPMENT GOALS



scarica il nostro Bilancio di Sostenibilità



download our Sustainability Report

LE NOSTRE CERTIFICAZIONI AMBIENTALI OUR ENVIRONMENT CERTIFICATIONS

SISTEMA DI GESTIONE
AMBIENTALE CERTIFICATO



UNI EN ISO 14001:2015

Ai fini della Certificazione ISO 14001 tutti gli aspetti ambientali inerenti all'attività di produzione di piastrelle vengono costantemente controllati, garantendo l'utilizzo delle migliori tecnologie presenti sul mercato per ridurre al minimo gli impatti ambientali generati. Il sistema ambientale dei siti produttivi Panariagroup viene verificato con frequenza annuale da un ente certificatore esterno attraverso accurate visite ispettive.

In accordance to the ISO 14001 certification, all the environmental aspects concerned in the production of the tiles are constantly monitored, guaranteeing the use of the best technologies on the market in order to reduce the environmental impact. The environmental system of the Panariagroup production sites is audited yearly by an external agency through thorough inspections.



EMAS
GESTIONE AMBIENTALE
VERIFICATA
reg. n. 1-000239

Il sistema comunitario di ecogestione e audit EMAS per le organizzazioni richiede la creazione di un Sistema di Gestione Ambientale basato sul continuo miglioramento delle proprie prestazioni. Il sistema si fonda sulla creazione di un rapporto di collaborazione e fiducia con i dipendenti, con le istituzioni del territorio e con il pubblico. La Dichiarazione Ambientale è il documento finale di tale processo.

The EU EMAS Eco-Management and Audit Scheme for organisations requires the creation of a complete Environmental Management System based on constant improvement. The system aims to create cooperation and build trust between the company and the employees, local authorities and public. The Environmental Declaration is the final document of this process.



Il marchio GREENGUARD certifica i prodotti che negli ambienti interni garantiscono i più elevati standard di qualità dell'aria. Tutte le collezioni in gres ultrasottile hanno ottenuto la certificazione GREENGUARD GOLD, cioè lo standard di UL con i limiti più stringenti di emissioni di VOC, e sono perciò in grado di assicurare la migliore salubrità alle persone che vivono e che abitano gli ambienti. Per questo possono essere impiegate in ambienti come scuole e strutture sanitarie, frequentate da soggetti sensibili come i bambini e gli anziani. GREENGUARD GOLD è una certificazione ampiamente riconosciuta e richiesta dai programmi di edilizia sostenibile e dai regolamenti di progettazione e costruzione in tutto il mondo, come il LEED (internazionale) e il BREEAM (UK).

GREENGUARD certifies products that guarantee the highest standards of air quality in indoor environments. All ultrathin porcelain stoneware Panariagroup collections have obtained GREENGUARD GOLD certification, i.e. the UL standard with the strictest VOC emission limits, and are therefore able to ensure that they are as healthy as possible for the people who use and inhabit these environments. They can therefore be used in environments such as schools and health facilities, attended by vulnerable individuals such as children and the elderly. GREENGUARD GOLD is a widely recognised certification required by sustainable building programmes and design and construction regulations around the world, such as LEED (international) and BREEAM (UK).



USGBC
MEMBER



I brand di Panariagroup sono membri del U.S. Green Building Council e del Green Building Council ITALIA, organizzazioni che promuovono la realizzazione di edifici ed opere nel rispetto dell'ambiente, della salute e del benessere delle persone che ci vivono e lavorano. Le schede LEED delle serie di Panariagroup sono disponibili su richiesta, sia secondo il protocollo LEED V4 che secondo i protocolli del GBC Italia.

Panariagroup brands are members of the U.S. Green Building Council and of the Green Building Council ITALIA. These organizations promote the construction of buildings and other works which respect the environment as well as the health and well-being of the people who live and work within them. The LEED data sheets for the Panariagroup series are available on request, both according to the LEED V4 protocol and to the GBC Italia protocols.



La Dichiarazione Ambientale di Prodotto (EPD) comunica in modo trasparente le prestazioni ambientali del gres porcellanato Panariagroup basandosi sull'analisi del ciclo di vita (LCA). I prodotti Panariagroup possiedono EPD specifica di tipo III, certificata da ente terzo indipendente secondo le normative ISO 14025 e EN 15804 (PCR di riferimento). I Prodotti certificati EPD sono richiesti dai principali sistemi di certificazione degli edifici quali LEED (internazionale), BREEAM (Inghilterra), HQE (Francia) e DGNB (Germania), nonché in schemi legislativi in Italia (requisiti per appalti pubblici sostenibili). È una certificazione volontaria, che valorizza ancor più i materiali di Panariagroup perché prodotti secondo i migliori standard di sostenibilità e responsabilità.

The Environmental Product Declaration (EPD) is a document that communicates transparent information about the environmental characteristics of Panariagroup porcelain tiles through its Life Cycle Assessment (LCA). Panariagroup products have a type III specific EPD. This is certified by an independent third party according to ISO 14025 and EN 15804 standards (applicable PCR). EPD certified products are required by the main construction certifying bodies such as LEED (international), BREEAM (England), HQE (France), and DGNB (Germany), as well as the legislative frameworks in Italy (requisites for sustainable public contracts). It is a voluntary certification that gives additional value to Panariagroup products because they are manufactured according to the highest standards of sustainability and responsibility.



I prodotti Panariagroup sono conformi alla norma internazionale ISO 17889-1 "Sustainability issues for ceramic tiling systems" che stabilisce i criteri di sostenibilità per le superfici ceramiche con l'obiettivo di fornire a professionisti della progettazione, appaltatori e consumatori una norma verificabile e valida a livello internazionale per qualificare il prodotto secondo criteri di sostenibilità economica, ambientale e sociale. La norma prevede trentotto parametri a cui è obbligatorio essere conformi e che determinano un punteggio specifico per ogni prodotto, confrontandolo con valori di riferimento. Solo le piastrelle in ceramica che raggiungono un punteggio minimo di 117,5 possono ottenere conformità alla norma ISO 17889-1.

The Panariagroup products comply with the international standard ISO 17889-1 "Sustainability issues for ceramic tiling systems", that establishes the sustainability criteria for ceramic surfaces with the goal of providing design professionals, contractors and consumers a standard that is verifiable and valid at the international level for qualifying the product according to economic, environmental and social sustainability. The standard provides thirty-eight parameters to which compliance is mandatory, and which determine a specific score for each product, comparing it with reference values. Only ceramic tiles that achieve a minimum score of 117.5 can obtain compliance with standard ISO 17889-1



I prodotti Panariagroup hanno ottenuto l'etichetta Declare, lo strumento che nasce per favorire la massima trasparenza in edilizia e che comunica a progettisti, tecnici e utenti finali tutti i dettagli di un prodotto da costruzione e orienta eventuali scelte d'acquisto su soluzioni meno dannose per l'ambiente e la salute umana. Gestita e rilasciata dall'International Living Future Institute, ente indipendente impegnato nella diffusione di scelte progettuali sempre più ecosostenibili nel settore costruttivo, Declare è uno strumento volontario che dimostra l'impegno, da parte del produttore, per un'edilizia sempre più responsabile.

The Panariagroup products have obtained the Declare label, a tool designed to promote maximum transparency in construction. It provides designers, architects and end-users with all the details of a building product, guiding them towards environmentally friendly and health-conscious decisions. Managed and issued by the International Living Future Institute, an independent organisation committed to promoting eco-sustainable practices in the construction sector, Declare is a voluntary initiative that demonstrates the manufacturer's commitment to a more responsible and sustainable construction industry.

PANARIAgroup®
CERAMIC SURFACES



ITALIER

www.italier.cz | obchod@italier.cz | +420 774 431 196