




**COMPLEMENTI**  
DESIGN SELECTION



**TOMASELLA**  
**ITALIER**

# COMPLEMENTI

## DESIGN COLLECTION

---

MADIE / SIDEBARDS	PAG. 2
TAVOLI / TABLES	PAG. 136
SEDIE / CHAIRS	PAG. 194
POLTRONE & POUF / ARMCHAIRS & POUFS	PAG. 218
TAVOLINI / COFFEE TABLES	PAG. 246
COMPLEMENTI / FURNITURE ACCESSORIES	PAG. 294
SPECCHIERE / MIRRORS	PAG. 370
WALLPAPER	PAG. 390
TAPPETI / RUGS	PAG. 398
QUADRI / PICTURES	PAG. 406

---

FINITURE / FINISHES	PAG. 432
---------------------	----------

---

PAGINE SINTESI / SUMMARY	PAG. 438
--------------------------	----------

---



## MADIE\_SIDEBOARDS


Appartengono al passato e alla tradizione, ma oggi tornano con soluzioni originali e adatte a ogni tipo di spazio. Le madie aprono una nuova dimensione del design mentre piatti, bicchieri e stoviglie ritrovano casa.

A blast from the past, the sideboard is a part of tradition revived for today's homes with original solutions designed for spaces of all kinds. Sideboards bring a new dimension to contemporary design, while plates, glassware and crockery in general find a new home.

MADIE / SIDEBOARDS



Nina p. 64



Metropolis p. 70



Scenario p. 6



Montgomery p. 12



Sir p. 80



Prometeo p. 92



Frame p. 20



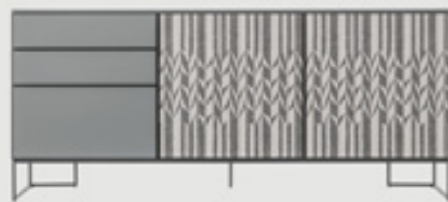
Basilea p. 26



Regolo p. 98



Diagonal p. 110



Vinci p. 36



Athena p. 56



Remix p. 126

# SCENARIO

La madia con basamento Tracks ha un design elegante che conquista lo sguardo e lo spazio. Lo schienale rialzato crea una nicchia luminosa che, oltre a dare profondità all'arredo, aggiunge valore ad un contesto moderno e di tendenza.

This sideboard with Tracks base has an elegant design that catches the eye and conquers space. The raised back panel creates a lit niche which, in addition to adding depth to the furnishings, also adds value to a modern, trendy context.

Madia Scenario struttura materico rovere carbone e schienale rovere carbone canettè.  
Basamento Tracks metallo antracite/ottone.  
L 216 P 51,5 H 66 cm

Scenario sideboard with a textured coal oak carcass and reeded coal oak back panel.  
Tracks anthracite/brass metal base.  
W 216 D 51.5 H 66 cm



## Scenario

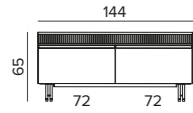
Moderna e lineare Scenario è la madia caratterizzata dallo schienale decorato a righe verticali canettè e illuminazione a led.

Modern and linear, Scenario is the sideboard with a characteristic back panel that is decorated with reeded vertical lines and LED lighting.

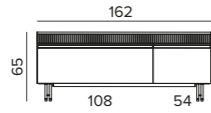


## Scenario

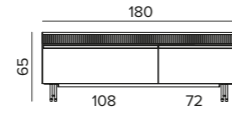
L/W 144 P/D 51,5 H 65 cm



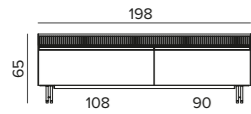
L/W 162 P/D 51,5 H 65 cm



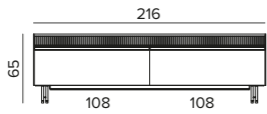
L/W 180 P/D 51,5 H 65 cm



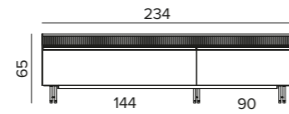
L/W 198 P/D 51,5 H 65 cm



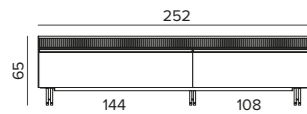
L/W 216 P/D 51,5 H 65 cm



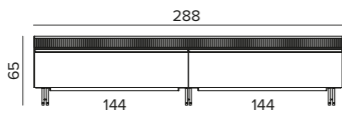
L/W 234 P/D 51,5 H 65 cm



L/W 252 P/D 51,5 H 65 cm



L/W 288 P/D 51,5 H 65 cm



## FINITURE STRUTTURA E FRONTALI / STRUCTURE AND DOOR FINISHES

### MT 1/ONE



**MT NAM**  
Noce ambra  
Amber walnut



**MT CNV**  
Canvas



**MT ALP**  
Alpaca

### MT PREMIUM MATERICO OPACO - MATT TEXTURED



**MT OC BG**  
Bianco gesso  
Chalk white



**MT OC MP**  
Madreperla  
Mother of pearl



**MT OC ARN**  
Arena



**MT OC BA**  
Basalto  
Basalt



**MT OC AN**  
Antracite  
Anthracite

### MT PREMIUM MATERICO ESSENZA - TEXTURED WOOD




**MT RSB**  
Rovere sabbia  
Sand oak



**MT RMK**  
Rovere moka  
Mocha oak



**MT RC**  
Rovere carbone  
Coal oak



**MT RT**  
Rovere termocotto  
Heat-treated oak



**MT FO**  
Frassino oriente  
Eastern ash



**MT RNC**  
Nodato chiaro  
Light knotted



**MT RNS**  
Nodato scuro  
Dark knotted



**MT RNN**  
Rovere nodato naturale  
Natural oak knotted

### MT PREMIUM MATERICO PORO APERTO - OPEN PORE TEXTURED



**MT PA BG**  
Bianco gesso  
Chalk white




**MT PA MP**  
Madreperla  
Mother of pearl


### MT PREMIUM MATERICO CEMENTO - TEXTURED CEMENT



**MT CC**  
Cemento chiaro  
Light cement




**MT CV**  
Cemento cava  
Cava cement



**MT CS**  
Cemento scuro  
Dark cement


### MT SPECIAL MATERICO - TEXTURED



**MT INT C**  
Intreccio chiaro  
Light intreccio



**MT INT S**  
Intreccio scuro  
Dark Intreccio




**MT PSC**  
Piasentina chiara  
Light piasentina



**MT PSS**  
Piasentina scura  
Dark piasentina



**MT GR**  
Graniglia  
Gravel grey



**MT OBR**  
Ossido brunito  
Burnished oxide



**MT PG**  
Paglia Grigio  
Grey straw



**MT PB**  
Paglia Bronzo  
Bronze straw



**MT MB**  
Maya bronze

## LACCATI METALLIZZATI - METALLIC LACQUERED



**OCM 090**  
Bronzo  
Bronze



**OCM 091**  
Ghisa  
Cast iron



**OCM 092**  
Ottone  
Brass

## LACCATI PORO APERTO LACQUERS OPEN PORE



**PA**  
Laccati poro aperto (vedi pag. 436)  
Open-pore lacquers (see page 436)

## LACCATI OPACHI O LUCIDI MATT OR GLOSS LACQUERS



**OC - LC**  
Colori laccati opachi e lucidi a campionario (vedi pag. 436)  
Choice of matt and gloss lacquer colours from our range (see page 436)

## LEGNO - WOOD



**LGN RSB**  
Rovere sabbia  
Sand oak



**LGN RMK**  
Rovere moka  
Mocha oak



**LGN RC**  
Rovere carbone  
Coal oak



**MT RT**  
Rovere termocotto  
Heat-treated oak

Finiture legno disponibili solo per frontali.  
Wooden finishes only available for fronts.

## FINITURE SCHIENALE / BACK FINISHES

### DI SERIE STANDARD



**Antracite 160**  
Anthracite 160

### LACCATI OPACHI MATT LACQUERS



**OC**  
Colori laccati opachi a campionario (vedi pag. 436)  
Choice of matt lacquer colours from our range (see page 436)

## FINITURE INSERTO SCHIENALE / BACK INSERT FINISHES

### MT 1/ONE



**MT NAM**  
Noce ambra  
Amber walnut



**MT CNV**  
Canvas



**MT ALP**  
Alpaca

### MT PREMIUM MATERICO - TEXTURE



**MT OC BG**  
Bianco gesso  
Chalk white

### MT PREMIUM MATERICO OPACO - MATT TEXTURED



**MT OC MP**  
Madreperla  
Mother of pearl



**MT OC ARN**  
Arena



**MT OC BA**  
Basalto  
Basalt



**MT OC AN**  
Antracite  
Anthracite

### MT PREMIUM MATERICO ESSENZA - TEXTURED WOOD



**MT RSB**  
Rovere sabbia  
Sand oak



**MT RMK**  
Rovere moka  
Mocha oak



**MT RC**  
Rovere carbone  
Coal oak



**MT RT**  
Rovere termocotto  
Heat-treated oak



**MT FO**  
Frassino oriente  
Eastern ash



**MT RNC**  
Nodato chiaro  
Light knotted




**MT RNS**  
Nodato scuro  
Dark knotted



**MT RNN**  
Rovere nodato naturale  
Natural oak knotted

### MT PREMIUM MATERICO PORO APERTO - OPEN PORE TEXTURED



**MT PA BG**  
Bianco gesso  
Chalk white




**MT PA MP**  
Madreperla  
Mother of pearl


### MT PREMIUM MATERICO CEMENTO - TEXTURED CEMENT



**MT CC**  
Cemento chiaro  
Light cement



**MT CV**  
Cemento cava  
Cava cement



**MT CS**  
Cemento scuro  
Dark cement

### LEGNO - WOOD



**LGN CRSB**  
Rovere sabbia  
canettè  
Reeded sand oak




**LGN CRMK**  
Rovere moka  
canettè  
Reeded mocha oak



**LGN CRC**  
Rovere carbone  
canettè  
Reeded coal oak

### MT SPECIAL MATERICO - TEXTURED



**MT INT C**  
Intreccio chiaro  
Light intreccio



**MT INT S**  
Intreccio scuro  
Dark Intreccio



**MT PSC**  
Piasentina chiara  
Light piasentina



**MT PSS**  
Piasentina scura  
Dark piasentina



**MT GR**  
Graniglia  
Gravel grey



**MT OBR**  
Ossido brunito  
Burnished oxide



**MT PG**  
Paglia Grigio  
Grey straw



**MT PB**  
Paglia Bronzo  
Bronze straw



**MT MB**  
Maya bronze

## LACCATI CANETTÈ REDED LACQUERS



Colori laccati opachi a campionario (vedi pag. 436)  
Choice of matt lacquer colours from our range (see page 436)

## FINITURE BASAMENTO TRACKS / TRACKS BASE FINISHES



**Antracite 160**  
Anthracite 160



Ottone  
Brass

Basamento e gambe finitura antracite,  
piedino regolabile finitura ottone.  
Base and legs in anthracite finish,  
brass finish adjustable foot.

# MONTGOMERY

La maniglia ricavata dalla struttura stessa dell'anta è il tratto distintivo della media: un dettaglio funzionale che diventa decorativo e caratterizza lo stile dei frontali. Un arredo versatile, perfetto in una stanza principale, ma anche in una zona di passaggio.

The distinctive element of this sideboard is its handle, which is incorporated in the door panel. A functional detail, the cutout pull becomes decorative and characterizes the style of the fronts. This versatile piece of furniture is perfect in a main room but also in areas that people walk through.





## Montgomery

Madia Montgomery struttura laccato opaco salina 163,  
basamento metallo laccato salina 163.  
L 241 P 51,5 H 85 cm

Bite tavolo / Hood sedie / Jadore composizione quadri

Montgomery sideboard with a matt saline 163 lacquered carcass  
and a salt grey 163 metal lacquered base.  
W 241 D 51.5 H 85 cm

Bite table / Hood chairs / Jadore picture grouping



## Montgomery

Madia Montgomery struttura laccato opaco bromo 176.  
L 120 P 51,5 H 123,3 cm

Avalon tavolo / Adele sedie

Montgomery sideboard with a matt bromite 176 lacquered carcass.  
W 120 D 51.5 H 123.3 cm

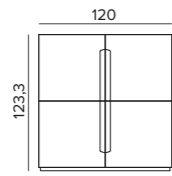
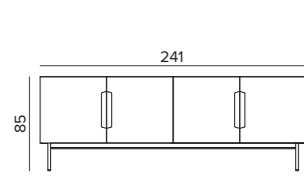
Avalon table / Adele chairs



# Montgomery

L/W 241 P/D 51,5 H 85 cm

L/W 120 P/D 51,5 H 123,3 cm



## FINITURE STRUTTURA E FRONTALI / STRUCTURE AND DOOR FINISHES

### LACCATI METALLIZZATI - METALLIC LACQUERED



**OCM 090**  
Bronzo  
Bronze



**OCM 091**  
Ghisa  
Cast iron



**OCM 092**  
Ottone  
Brass

### LACCATI OPACHI O LUCIDI MATT OR GLOSS LACQUERS



**OC - LC**  
Colori laccati opachi e lucidi a campionario (vedi pag. 436)  
Choice of matt and gloss lacquer colours from our range (see page 436)

## FINITURE BASAMENTO / BASE FINISHES

### DI SERIE STANDARD



**Antracite 160**  
Anthracite 160

### LACCATI OPACHI MATT LACQUERS



**OC**  
Colori laccati opachi a campionario (vedi pag. 436)  
Choice of matt lacquer colours from our range (see page 436)

Basamento previsto solo nella versione orizzontale.  
Base provided only in the horizontal version.



# FRAME

Oltre al basamento Tracks con doppio piedino, la madia si distingue per la doppia finitura sulle stessa anta: liscia nella parte inferiore e cannetté nella parte superiore. Lavorazioni ricercate e dettagli di stile fanno sempre la differenza.

In addition to the Tracks base with double legs, this sideboard stands out for the double finish on the same door: smooth below and reeded above. Sought-after processing and style details always make the difference.

Madia Frame struttura rovere carbone e frontali carbone e laccato opaco ghiaccio 173.  
Basamento Tracks metallo antracite/ottone.  
L 208 P 52 H 82,8 cm

Caruso tavolino / Loft poltrona

Frame sideboard with a coal oak carcass and carbon and matt ice 173 lacquered fronts.  
Tracks anthracite/brass metal base.  
W 208 D 52 H 82,8 cm

Caruso coffee table / Loft armchair



## Frame

Madia Frame legno rovere moka.  
Basamento Tracks metallo antracite/ottone.  
L 208 P 52 H 82,8 cm

Frame sideboard in mocha oak wood.  
Tracks anthracite/brass metal base.  
W 208 D 52 H 82,8 cm

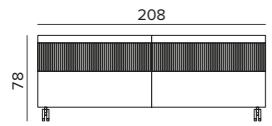
Avalon tavolo / Barrique pouf / Eden 1 e 2 quadri tela

Avalon table / Barrique pouf / Eden 1 and 2 canvas pictures

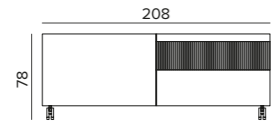


## Frame

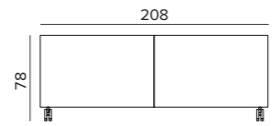
L/W 208 P/D 52 H 82,8 cm



L/W 208 P/D 52 H 82,8 cm



L/W 208 P/D 52 H 82,8 cm



### FINITURE STRUTTURA / STRUCTURE FINISHES

#### LEGNO - WOOD



**LGN RSB**  
Rovere sabbia  
Sand oak



**LGN RMK**  
Rovere moka  
Mocha oak



**LGN RC**  
Rovere carbone  
Coal oak

#### LACCATI METALLIZZATI - METALLIC LACQUERED



**OCM 090**  
Bronzo  
Bronze



**OCM 091**  
Ghisa  
Cast iron



**OCM 092**  
Ottone  
Brass

#### LACCATI OPACHI O LUCIDI MATT OR GLOSS LACQUERS



**OC - LC**  
Colori laccati opachi o lucidi a campionario (vedi pag. 436)  
Choice of matt or gloss colours from our range (see page 436)

### FINITURE ANTE / DOOR FINISHES

#### LEGNO - WOOD



**LGN RSB**  
Rovere sabbia  
Sand oak




**LGN RMK**  
Rovere moka  
Mocha oak




**LGN RC**  
Rovere carbone  
Coal oak

#### LEGNO - WOOD



**LGN CRSB**  
Rovere sabbia  
canettè  
Reeded sand oak



**LGN CRMK**  
Rovere moka  
canettè  
Reeded mocha oak



**LGN CRC**  
Rovere carbone  
canettè  
Reeded coal oak

#### LACCATI METALLIZZATI - METALLIC LACQUERED



**OCM 090**  
Bronzo  
Bronze



**OCM 091**  
Ghisa  
Cast iron



**OCM 092**  
Ottone  
Brass

#### LACCATI OPACHI O LUCIDI MATT OR GLOSS LACQUERS



**OC - LC**  
Colori laccati opachi o lucidi a campionario (vedi pag. 436)  
Choice of matt or gloss colours from our range (see page 436)

#### LACCATI OPACHI CANNETÈ MATT REEDED LACQUERS



**OCC**  
Colori laccati opachi cannetè a campionario (vedi pag. 436)  
Choice of matt reeded colours from our range (see page 436)



# BASILEA

L'originale basamento con doppio piedino sostiene il design lineare della madia, in entrambe le sue versioni. Top in gres o vetro, maniglia decorativa in metallo e frontali in più finiture e colori: matericità diverse per un arredo unico.

The original base with double legs supports the linear design of both versions of this sideboard. Stoneware or glass top, decorative metal handle and fronts in various finishes and colours: different textures for a unique decor.



Madia Basilea struttura materico noce ambra, top gres fokos terra 032 incorniciato da profilo di alluminio, maniglia antracite 160. Basamento Tracks metallo antracite/ottone. L 216 P 51,5 H 90 cm

Caruso tavolino / Jungle 2 quadro tela

Basilea sideboard with a textured amber walnut carcass, terra fokos stoneware top framed by an aluminium profile, anthracite 160 handle. Tracks anthracite/brass metal base. W 216 P 51.5 H 99 cm

Caruso coffee table / Jungle 2 canvas picture

## Basilea

Madia Basilea struttura e profilo laccato opaco salina 163,  
top gres fokos piombo 033 incorniciato da profilo di alluminio,  
maniglia metallo antracite 160.  
Basamento Tracks metallo antracite/ottone.  
L 216 P 51,5 H 90 cm

Halley tavolo / Fly sedie

Basilea sideboard with a matt salt grey 163 carcass and profile,  
lead fokos 033 stoneware top framed by an aluminium profile,  
anthracite 160 metal handle.  
Tracks anthracite/brass metal base.  
W 216 D 51.5 H 90 cm

Halley table / Fly chairs





## Basilea

Madia Basilea struttura e profilo laccato opaco ghiaccio 173, top vetro lucido bromo 376 incorniciato da profilo di alluminio, maniglia laccato opaco bromo 176.  
Basamento Tracks metallo antracite/ottone.  
L 108 P 40,3 H 144 cm

Basilea sideboard with a matt ice 173 lacquered carcass and trim, gloss bromite 376 glass top framed by an aluminium profile, and matt bromite 176 lacquered handle.  
Tracks anthracite/brass metal base.  
W 108 D 40.3 H 144 cm

Infinity tavolo / Atlas sedie / Hood poltroncine

Infinity table / Atlas chairs / Hood armchairs



## Basilea

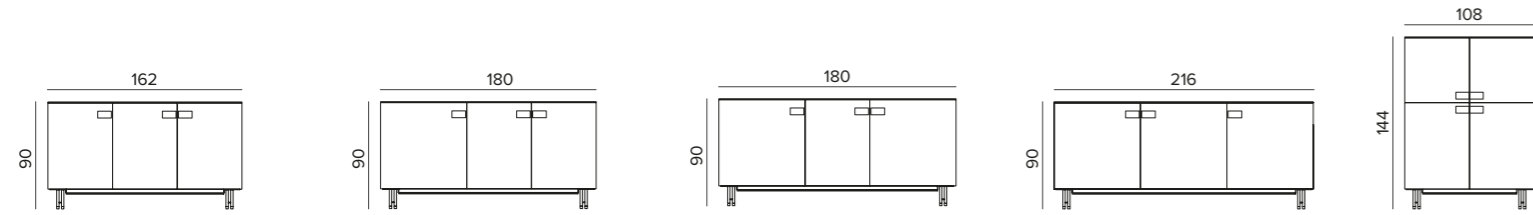
Un sottile profilo incornicia il top in vetro lucido o satinato colorato oppure in gres. Finiture che conferiscono un tocco elegante alla zona living.

The top, which can be of coloured gloss or satin glass, or even stoneware, is contoured by a thin trim. Finishes that add a touch of elegance to living areas.



# Basilea

L/W 162 P/D 51,5/40,3 H 90 cm L/W 180 P/D 51,5/40,3 H 90 cm L/W 198 P/D 51,5/40,3 H 90 cm L/W 216 P/D 51,5/40,3 H 90 cm L/W 108 P/D 40,3 H 144 cm




## FINITURE STRUTTURA E FRONTALI / STRUCTURE AND DOORS FINISHES

### MT 1/ONE



**MT NAM**  
Noce ambra  
Amber walnut



**MT CNV**  
Canvas



**MT ALP**  
Alpaca

### MT PREMIUM MATERICO - TEXTURE

### MT PREMIUM MATERICO OPACO - MATT TEXTURED



**MT OC BG**  
Bianco gesso  
Chalk white



**MT OC MP**  
Madreperla  
Mother of pearl



**MT OC ARN**  
Arena



**MT OC BA**  
Basalto  
Basalt



**MT OC AN**  
Antracite  
Anthracite

### MT PREMIUM MATERICO ESSENZA - TEXTURED WOOD



**MT RSB**  
Rovere sabbia  
Sand oak



**MT RMK**  
Rovere moka  
Mocha oak



**MT RC**  
Rovere carbone  
Coal oak



**MT RT**  
Rovere termocotto  
Heat-treated oak



**MT FO**  
Frassino orientale  
Eastern ash



**MT RNC**  
Nodato chiaro  
Light knotted



**MT RNS**  
Nodato scuro  
Dark knotted



**MT RNN**  
Rovere nodato naturale  
Natural oak knotted

### MT PREMIUM MATERICO NODATO - KNOTTED TEXTURED

### MT PREMIUM MATERICO PORO APERTO - OPEN PORE TEXTURED



**MT PA BG**  
Bianco gesso  
Chalk white




**MT PA MP**  
Madreperla  
Mother of pearl

### MT PREMIUM MATERICO CEMENTO - TEXTURED CEMENT



**MT CC**  
Cemento chiaro  
Light cement




**MT CV**  
Cemento cava  
Cava cement



**MT CS**  
Cemento scuro  
Dark cement


### MT SPECIAL MATERICO - TEXTURED



**MT INT C**  
Intreccio chiaro  
Light intreccio



**MT INT S**  
Intreccio scuro  
Dark Intreccio




**MT PSC**  
Piasentina chiara  
Light piasentina



**MT PSS**  
Piasentina scura  
Dark piasentina



**MT GR**  
Graniglia  
Gravel grey




**MT OBR**  
Ossido brunito  
Burnished oxide



**MT PG**  
Paglia Grigio  
Grey straw



**MT PB**  
Paglia Bronzo  
Bronze straw




**MT MB**  
Maya bronze

## LACCATI METALLIZZATI - METALLIC LACQUERED



**OCM 090**  
Bronzo  
Bronze



**OCM 091**  
Ghisa  
Cast iron



**OCM 092**  
Ottone  
Brass

## LACCATI PORO APERTO LACQUERS OPEN PORE



**PA**  
Laccati poro aperto (vedi pag. 436)  
Open-pore lacquers (see page 436)

## LACCATI OPACHI O LUCIDI MATT OR GLOSS LACQUERS



**OC - LC**  
Colori laccati opachi e lucidi a campionario  
(vedi pag. 436)  
Choice of matt and gloss lacquer colours  
from our range (see page 436)

## LEGNO - WOOD




**LGN RSB**  
Rovere sabbia  
Sand oak



**LGN RMK**  
Rovere moka  
Mocha oak



**LGN RC**  
Rovere carbone  
Coal oak



**MT RT**  
Rovere termocotto  
Heat-treated oak

Finiture legno disponibili solo per frontali.  
Wooden finishes only available for fronts.

## FINITURE TOP / TOP FINISHES

### VETRO - GLASS



Vetro lucido e satinato colorato a campionario (vedi pag. 436)  
Choice of gloss or satin coloured glass from our range (see page 436)

### GRES - STONEWARE



**012**  
Pietra Antracite



**032**  
Fokos Terra



**033**  
Fokos Piombo




**034**  
Urban Marble



**035**  
Amani




**040**  
Calacatta Oro




**041**  
Noir Desir




**042**  
Emperador



**043**  
Nero Greco



**070**  
Calatorao Silk



**071**  
Abu Dhabi Silk



**072**  
Pulpis Silk

## FINITURE BASAMENTO TRACKS / BASE TRACKS FINISHES



**Antracite 160**  
Anthracite 160

**Ottone**  
Brass

Basamento e gambe finitura antracite,  
pedino regolabile finitura ottone.  
Base and legs in anthracite finish,  
brass finish adjustable foot.

# VINCI

La possibilità di abbinare varie finiture, colori e grafiche, rende la madia un arredo inimitabile e ideale per ogni stile di casa e arredamento. I profili in metallo mettono in evidenza il design e gli accostamenti materici e cromatici.

The possibility of combining various finishes, colours and graphic designs makes this sideboard an inimitable, ideal piece of furniture for any home and furnishing style. The metal trim highlights not just the design but also the material and chromatic combinations.

Madia Vinci A04 cassetto rovere carbone canettè.  
Struttura e ante laccato opaco bromo 176.  
Profilo e basamento metallo antracite 160.  
L 216 P 51,5 H 93,5 cm

Cookie pouf / Grace M collezione quadri

Vinci A04 sideboard with reeded coal oak drawer. Matt bromite 176 lacquered carcass and doors.  
Anthracite 160 metal trim and base.  
W 216 D 51.5 H 93.5 cm

Cookie pouf / Grace M picture collection



## Vinci



Madia Vinci cassetto laccato opaco arena canettè 178.  
Struttura ed ante laccato opaco arena 178. Profilo  
e basamento metallo arena 178.  
L 216 P 51,5 H 93,5 cm

Vinci sideboard with reeded matt arena 178 lacquered drawer.  
Carcass and doors in matt arena 178 lacquer.  
Arena 178 metal trim and base.  
L 216 D 51.5 H 93.5 cm





Madia Vinci A04 cassetto rovere moka canettè. Struttura rovere moka e ante materico piacentina scura, profilo e basamento metallo antracite 160.  
L 198 P 51,5 H 93,5 cm


Ciko vano a giorno / Guccino pouf / Light spot tappeto

Vinci A04 sideboard with a reeded mocha oak drawer. Mocha oak carcass and textured dark piacentina door, anthracite 160 metal trim and base.  
W 198 D 51.5 H 93.5 cm

Ciko wall unit / Guccino pouf / Light spot rug



## Vinci




Madia Vinci struttura e top materico rovere carbone e cassetti rovere carbone canetté e ante grafica V002. Basamento e profili metallo antracite 160. Vinci sideboard with textured coal oak carcass and top, reeded coal oak drawers and door with graphic design V002. Anthracite 160 metal base and trim.



Madia Vinci struttura e top materico rovere carbone e cassetti rovere carbone canetté e ante grafica V1001. Basamento e profili metallo antracite 160. Vinci sideboard with coal oak carcass and top, reeded coal oak drawers and doors with graphic design V1001. Anthracite 160 metal base and trim.



Madia Vinci cassetti laccato opaco canetté bromo 176, struttura e top laccato opaco bromo 176 e ante grafica V1003. Basamento e profili metallo bromo 176. Vinci sideboard with reeded matt bromite 176 lacquered drawers, matt bromite 176 lacquered carcass and top and doors with graphic design V1003. Bromite 176 metal base and trim.



Madia Vinci cassetti laccato opaco canetté carta da zucchero 155, struttura e top laccato carta da zucchero 155 e ante grafica V005. Basamento e profili metallo carta da zucchero 155. Vinci sideboard with reeded matt blue grey 156 lacquered drawers, blue grey 155 lacquered carcass and top and doors with graphic design V005. Blue grey 155 metal base and trim.

## Vinci



Madia Vinci A01 struttura e top materico rovere sabbia, ante materico rovere sabbia con grafica V1101W. Basamento e profili metallo antracite 160.  
L 216 P 51,5 H 93,5 cm

Brigitte tavolo / Betty sedie

Vinci A01 sideboard with textured sand oak carcass and top, textured sand oak doors with graphic design V1101W. Anthracite 160 metal base and trim.  
W 216 D 51.5 H 93.5 cm

Brigitte table / Betty chairs





## Vinci



Madia Vinci A01 struttura materico rovere sabbia, grafica V1103W.  
Basamento e profili metallo antracite 160.  
Vinci A01 sideboard with textured sand oak carcass, graphic design V1103W.  
Anthracite 160 metal base and trim.



Madia Vinci A01 struttura materico rovere sabbia, grafica V1102W.  
Basamento e profili metallo antracite 160.  
Vinci A01 sideboard with textured sand oak carcass, graphic design V1102W.  
Anthracite 160 metal base and trim.



Vinci

Madia Vinci struttura laccato opaco carta da zucchero 155, grafica V004.  
Profili e basamento metallo antracite 160.  
L 216 P 51,5 H 93,5 cm

Visage 1 e 2 quadri tela / Wave tappeto

Vinci sideboard with matt blue grey 155 lacquered carcass, graphic design V004.  
Anthracite 160 metal trim and base.  
W 216 D 51.5 H 93.5 cm

Visage 1 and 2 canvas pictures / Wave rug



## Vinci



Madia Vinci struttura laccato opaco arena 178, ante grafica V1005, profili e basamento metallo arena 178.  
Vinci sideboard with matt arena 178 lacquered carcass, doors with graphic design V1005, arena 178 metal trim and base.



Madia Vinci struttura laccato opaco ghiaccio 173, ante grafica V1009, profili e basamento metallo ghiaccio 173.  
Vinci sideboard with matt ice 173 lacquered carcass, doors with graphic design V1009, ice 173 metal trim and base.




Madia Vinci struttura laccato opaco bromo 176, ante grafica V1008, profili e basamento metallo bromo 176.  
Vinci sideboard with matt bromite 176 lacquered carcass, doors with graphic design V1008, bromite 176 metal trim and base.



Madia Vinci struttura laccato opaco ghiaccio 173, ante grafica V1002, profili e basamento metallo ghiaccio 173.  
Vinci sideboard with matt ice 173 lacquered carcass, doors with graphic design V1002, ice 173 metal trim and base.

**GRAFICHE PER MADIA VINCI / GRAPHIC DESIGNS FOR VINCI SIDEBOARD**


Grafica stampata su pannello poro aperto.  
Graphic design printed on open-pore panel.



V002




V004



V005



V1001



V1002



V1003



V1005



V1008



V1009

Grafica stampata su pannello rovere sabbia.  
Graphic design printed on sand oak panel.



V1101W



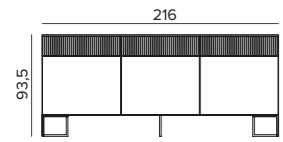
V1102W



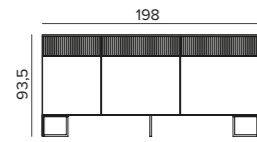
V1103W

# Vinci

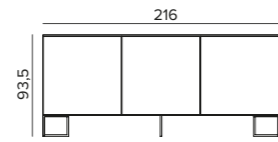
L/W 216 P/D 51 H 93,5 cm



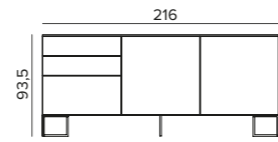
L/W 198 P/D 51 H 93,5 cm



L/W 216 P/D 51 H 93,5 cm



L/W 216 P/D 51 H 93,5 cm



Per altre composizioni vedi listino prezzi.  
For other configurations see the price list.

## FINITURE STRUTTURA E FRONTALI / STRUCTURE AND DOOR FINISHES

### MT 1/ONE



**MT NAM**  
Noce ambra  
Amber walnut



**MT CNV**  
Canvas



**MT ALP**  
Alpaca

### MT PREMIUM MATERICO - TEXTURE

### MT PREMIUM MATERICO OPACO - MATT TEXTURED



**MT OC BG**  
Bianco gesso  
Chalk white



**MT OC MP**  
Madreperla  
Mother of pearl



**MT OC ARN**  
Arena



**MT OC BA**  
Basalto  
Basalt



**MT OC AN**  
Antracite  
Anthracite

### MT PREMIUM MATERICO ESSENZA - TEXTURED WOOD

### MT PREMIUM MATERICO NODATO - KNOTTED TEXTURED



**MT RSB**  
Rovere sabbia  
Sand oak



**MT RMK**  
Rovere moka  
Mocha oak



**MT RC**  
Rovere carbone  
Coal oak



**MT RT**  
Rovere termocotto  
Heat-treated oak



**MT FO**  
Frassino orientale  
Eastern ash



**MT RNC**  
Nodato chiaro  
Light knotted



**MT RNS**  
Nodato scuro  
Dark knotted



**MT RNN**  
Rovere nodato naturale  
Natural oak knotted

### MT PREMIUM MATERICO PORO APERTO - OPEN PORE TEXTURED

### MT PREMIUM MATERICO CEMENTO - TEXTURED CEMENT



**MT PA BG**  
Bianco gesso  
Chalk white



**MT PA MP**  
Madreperla  
Mother of pearl



**MT CC**  
Cemento chiaro  
Light cement




**MT CV**  
Cemento cava  
Cava cement



**MT CS**  
Cemento scuro  
Dark cement


### MT SPECIAL MATERICO - TEXTURED



**MT INT C**  
Intreccio chiaro  
Light intreccio



**MT INT S**  
Intreccio scuro  
Dark intreccio



**MT PSC**  
Piasentina chiara  
Light piasentina



**MT PSS**  
Piasentina scura  
Dark piasentina



**MT GR**  
Graniglia  
Gravel grey



**MT OBR**  
Ossido brunito  
Burnished oxide



**MT PG**  
Paglia Grigio  
Grey straw



**MT PB**  
Paglia Bronzo  
Bronze straw



**MT MB**  
Maya bronze

### LACCATI METALLIZZATI - METALLIC LACQUERED



**OCM 090**  
Bronzo  
Bronze



**OCM 091**  
Ghisa  
Cast iron



**OCM 092**  
Ottone  
Brass

### LACCATI PORO APERTO LACQUERS OPEN PORE



**PA**  
Laccati poro aperto (vedi pag. 436)  
Open-pore lacquers (see page 436)

### LACCATI OPACHI O LUCIDI MATT OR GLOSS LACQUERS




**OC - LC**  
Colori laccati opachi e lucidi a campionario (vedi pag. 436)  
Choice of matt and gloss lacquer colours from our range (see page 436)

### LEGNO - WOOD



**LGN CRSB**  
Rovere sabbia  
canette  
Reeded sand  
oak



**LGN CRMK**  
Rovere moka  
canette  
Reeded mocha  
oak



**LGN CRC**  
Rovere carbone  
canette  
Reeded coal  
oak

Legno disponibile solo per i frontali.  
Wooden finishes only available for doors.

## FINITURE BASAMENTO E PROFILO / BASE AND PROFIL FINISHES

### DI SERIE - STANDARD



**Antracite 160**  
Anthracite 160

### LACCATI OPACHI MATT LACQUERS



**OC**  
Colori laccati opachi a campionario (vedi pag. 436)  
Choice of matt lacquer colours from our range (see page 436)

# ATHENA

Geometrie essenziali e linee originali: le fasce decorative e personalizzabili in molteplici finiture si spostano sulle ante e sui cassetti dando alla madia una forte impronta grafica.

Essential geometries and original lines: the decorative elements, which can be personalised with multiple finishes, move to the doors and drawers, giving the sideboard a strong graphic impact.

Madia Athena struttura laccato opaco ghiaccio 173, inserti materico rovere carbone, basamento metallo antracite 160. L 181 P 51,5 H 85,5 cm

Light spot tappeto

Athena sideboard with matt ice 173 lacquered carcass, textured coal oak inserts, anthracite 160 metal base. W 181 D 51.5 H 85.5 cm

Light spot rug



## Athena

Madia Athena struttura materico rovere moka,  
inserti laccato opaco antracite 160  
e basamento metallo antracite 160.  
L 181 P 51,5 H 85,5 cm

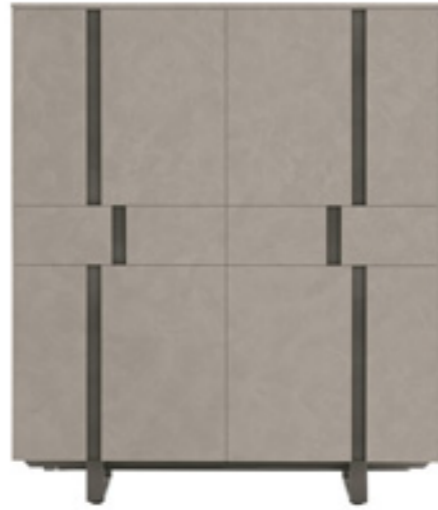
Ciko pensile / WPT581 wallpaper /  
Fortebraccio libreria

Athena sideboard, textured mocha oak carcass,  
matt anthracite 160 lacquered inserts  
and anthracite 160 metal base.  
W 181 D 51.5 H 85.5 cm

Ciko wall unit / WPT581 wallpaper /  
Fortebraccio bookcase



## Athena



Madia Athena struttura materico cemento cava, inserto materico opaco antracite e basamento metallo antracite 160.  
Athena sideboard with textured cava cement carcass, textured matt anthracite insert and anthracite 160 metal base.



Madia Athena struttura laccato bianco gesso 121, inserto materico opaco antracite e basamento metallo antracite 160.  
Athena sideboard with chalk white 121 lacquered carcass, textured matt anthracite insert and anthracite 160 metal base.



Madia Athena struttura laccato opaco basalto 177, inserti e basamento verde bosco 168 e basamento metallo antracite.  
L 121 P 51,5 H 141 cm

Lettering City / Ethnic tappeto

Athena sideboard with matt basalt 177 lacquered carcass, forest green 168 lacquered base and inserts and anthracite metal base.  
W 121 P 51,5 H 141 cm

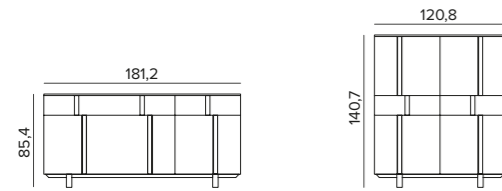
City Lettering / Ethnic rug



# Athena

L/W 181,2 P/D 51,5 H 85,4 cm

L/W 120,8 P/D 51,5 H 140,7 cm



## FINITURE STRUTTURA E FRONTALI / STRUCTURE AND DOOR FINISHES

### MT 1/ONE



**MT NAM**  
Noce ambra  
Amber walnut

### MT PREMIUM MATERICO OPACO - MATT TEXTURED



**MT OC BG**  
Bianco gesso  
Chalk white



**MT OC MP**  
Madreperla  
Mother of pearl

### MT PREMIUM MATERICO ESSENZA - TEXTURED WOOD



**MT RMK**  
Rovere moka  
Mocha oak

### MT PREMIUM MATERICO NODATO - KNOTTED TEXTURED



**MT RNC**  
Nodato chiaro  
Light knotted

### MT PREMIUM MATERICO PORO APERTO - OPEN PORE TEXTURED



**MT PA BG**  
Bianco gesso  
Chalk white



**MT PA MP**  
Madreperla  
Mother of pearl

### MT PREMIUM MATERICO CEMENTO - TEXTURED CEMENT



**MT CV**  
Cemento cava  
Cava cement

### LACCATI METALLIZZATI - METALLIC LACQUERED



**OCM 090**  
Bronzo  
Bronze



**OCM 091**  
Ghisa  
Cast iron



**OCM 092**  
Ottone  
Brass

### LACCATI PORO APERTO LACQUERS OPEN PORE



**PA**  
Laccati poro aperto (vedi pag. 436)  
Open-pore lacquers (see page 436)

### LACCATI OPACHI MATT LACQUERS



**OC**  
Colori laccati opachi a campionario (vedi pag. 436)  
Choice of matt lacquer colours from our range (see page 436)

## FINITURE BASAMENTO / BASE FINISHES

### DI SERIE - STANDARD



**Antracite 160**  
Anthracite 160

### LACCATI OPACHI MATT LACQUERS



**OC**  
Colori laccati opachi a campionario (vedi pag. 436)  
Choice of matt lacquer colours from our range (see page 436)

## FINITURE INSERTO GOLA / GROOVE INSERT FINISHES

### MT 1/ONE



**MT NAM**  
Noce ambra  
Amber walnut



**MT CNV**  
Canvas



**MT ALP**  
Alpaca

### MT PREMIUM MATERICO - TEXTURE

### MT PREMIUM MATERICO OPACO - MATT TEXTURED



**MT OC BG**  
Bianco gesso  
Chalk white



**MT OC MP**  
Madreperla  
Mother of pearl



**MT OC ARN**  
Arena



**MT OC BA**  
Basalto  
Basalt



**MT OC AN**  
Antracite  
Anthracite

### MT PREMIUM MATERICO ESSENZA - TEXTURED WOOD




**MT RSB**  
Rovere sabbia  
Sand oak



**MT RMK**  
Rovere moka  
Mocha oak



**MT RC**  
Rovere carbone  
Coal oak



**MT RT**  
Rovere termocotto  
Heat-treated oak



**MT FO**  
Frassino oriente  
Eastern ash



**MT RNC**  
Nodato chiaro  
Light knotted



**MT RNS**  
Nodato scuro  
Dark knotted



**MT RNN**  
Rovere nodato naturale  
Natural oak knotted

### MT PREMIUM MATERICO PORO APERTO - OPEN PORE TEXTURED



**MT PA BG**  
Bianco gesso  
Chalk white



**MT PA MP**  
Madreperla  
Mother of pearl


### MT PREMIUM MATERICO CEMENTO - TEXTURED CEMENT



**MT CC**  
Cemento chiaro  
Light cement




**MT CV**  
Cemento cava  
Cava cement



**MT CS**  
Cemento scuro  
Dark cement


### MT SPECIAL MATERICO - TEXTURED



**MT PSC**  
Piasentina chiara  
Light piasentina



**MT PSS**  
Piasentina scura  
Dark piasentina



**MT GR**  
Graniglia  
Gravel grey



**MT OBR**  
Ossido brunito  
Burnished oxide



**MT PG**  
Paglia Grigio  
Grey straw



**MT PB**  
Paglia Bronzo  
Bronze straw



**MT MB**  
Maya bronze

### LACCATI PORO APERTO LACQUERS OPEN PORE



**PA**  
Laccati poro aperto (vedi pag. 436)  
Open-pore lacquers (see page 436)

### LACCATI OPACHI MATT LACQUERS




**OC**  
Colori laccati opachi a campionario (vedi pag. 436)  
Choice of matt lacquer colours from our range (see page 436)

### VETRO - GLASS



Vetro lucido e satinato colorato a campionario (vedi pag. 436)  
Choice of gloss or satin coloured glass from our range (see page 436)

### MOSAICO - MOSAIC



**Marrone**  
Brown



**Argento**  
Silver



**Grigio**  
Grey

# NINA

Design minimal e vetro canneté per una madia di ispirazione retrò che dialoga apertamente con uno stile di arredamento moderno. L'effetto vedo non vedo dà eleganza al mobile e all'ambiente nel quale viene inserito.

Minimal design and reeded glass for a retrò-inspired sideboard that dialogues openly with a modern furnishing style. The semi-transparent glass makes this piece and the room it is placed in more elegant.



Madia Nina materico struttura cemento scuro, anta vetro canneté e metallo bianco gesso. L 100 P 43 H 166 cm

Panketta seduta



Nina sideboard with textured dark cement carcass, reeded glass and chalk white metal door. W 100 D 43 H 166 cm

Panketta bench

Nina



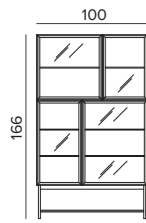
Madia Nina struttura materico cemento scuro,  
ante vetro canettè e metallo antracite 160.  
L 100 P 43 H 166 cm

Nina sideboard with textured dark cement carcass,  
reeded glass and anthracite 160 metal doors.  
W 100 D 43 H 166 cm



# Nina

L/W 100 P/D 43 H 166 cm




## FINITURE STRUTTURA / STRUCTURE FINISHES

### MT 1/ONE



**MT NAM**  
Noce ambr  
Amber walnut



**MT CNV**  
Canvas



**MT ALP**  
Alpaca

### MT PREMIUM MATERICO - TEXTURE

### MT PREMIUM MATERICO OPACO - MATT TEXTURED



**MT OC BG**  
Bianco gesso  
Chalk white



**MT OC MP**  
Madreperla  
Mother of pearl



**MT OC ARN**  
Arena



**MT OC BA**  
Basalto  
Basalt




**MT OC AN**  
Antracite  
Anthracite

### MT PREMIUM MATERICO ESSENZA - TEXTURED WOOD

### MT PREMIUM MATERICO NODATO - KNOTTED TEXTURED




**MT RSB**  
Rovere sabbia  
Sand oak



**MT RMK**  
Rovere moka  
Mocha oak



**MT RC**  
Rovere carbone  
Coal oak



**MT RT**  
Rovere termocotto  
Heat-treated oak



**MT FO**  
Frassino orientale  
Eastern ash



**MT RNC**  
Nodato chiaro  
Light knotted



**MT RNS**  
Nodato scuro  
Dark knotted




**MT RNN**  
Rovere nodato naturale  
Natural oak knotted

### MT PREMIUM MATERICO PORO APERTO - OPEN PORE TEXTURED

### MT PREMIUM MATERICO CEMENTO - TEXTURED CEMENT




**MT PA BG**  
Bianco gesso  
Chalk white



**MT PA MP**  
Madreperla  
Mother of pearl



**MT CC**  
Cemento chiaro  
Light cement




**MT CV**  
Cemento cava  
Cava cement



**MT CS**  
Cemento scuro  
Dark cement

### MT SPECIAL MATERICO - TEXTURED



**MT PSC**  
Piasentina chiara  
Light piasentina



**MT PSS**  
Piasentina scura  
Dark piasentina



**MT OBR**  
Ossidato brunito  
Burnished oxide



**MT PG**  
Paglia Grigio  
Grey straw



**MT PB**  
Paglia Bronzo  
Bronze straw



**MT MB**  
Maya bronze

### LACCATI METALLIZZATI - METALLIC LACQUERED

### LACCATI PORO APERTO LACQUERS OPEN PORE

### LACCATI OPACHI MATT LACQUERS



**OCM 090**  
Bronzo  
Bronze



**OCM 091**  
Ghisa  
Cast iron



**OCM 092**  
Ottone  
Brass



**PA**  
Laccati poro aperto (vedi pag. 436)  
Open-pore lacquers (see page 436)



**OC**  
Colori laccati opachi a campionario (vedi pag. 436)  
Choice of matt lacquer colours from our range (see page 436)

## FINITURE TELAIO / FRAMES FINISHES

### DI SERIE STANDARD



**Antracite 160**  
Anthracite 160

### LACCATI OPACHI MATT LACQUERS



**OC**  
Colori laccati opachi a campionario (vedi pag. 436)  
Choice of matt lacquer colours from our range (see page 436)

### VETRO CANETTÉ REEDED GLASS



Madia Nina struttura materico rovere sabbia, ante vetro canettè e metallo laccato mirto 165.  
L 100 P 43 H 166 cm

Nina sideboard with textured sand oak carcass, reeded glass and myrtle 165 lacquered metal doors.  
W 100 D 43 H 166 cm

# METROPOLIS

Da sola o abbinata, a sviluppo verticale oppure bassa, in ogni contesto in cui può essere posizionata la madia spicca per personalità e valore aggiunto. L'anta in vetro si accosta perfettamente a tutte le altre finiture.

Alone or combined, vertical or horizontal, whatever the context, this sideboard stands out for its personality and added value no matter where it is placed. The glass door matches all the other finishes perfectly.

Madia Metropolis A02 struttura materico basalto, basamento metallo antracite 160. L 216 P 51 H 85,5 cm

Loft poltrone / Contemporary Style S collezione quadri

Metropolis A02 sideboard with textured basalt carcass, anthracite 160 metal base. W 216 D 51 H 85.5 cm

Loft armchairs / Contemporary Style S picture collection



## Metropolis



Madia Metropolis C01 materico alpaca e materico rovere sabbia, top materico alpaca, basamento metallo antracite 160.  
L 144 P 51,5 H 121,5 cm

Metropolis C01 sideboard in textured alpaca and textured sand oak, with textured alpaca top and anthracite 160 metal base.  
L 144 D 51.5 H 121.5 cm

Madia Metropolis A03 struttura laccato opaco bianco gesso 121, basamento metallo antracite 160.  
L 216 P 51,5 H 85,5 cm

Joy Wood tavolini / Visage 1 quadro tela

Metropolis A03 sideboard with matt chalk white 121 lacquered carcass and anthracite 160 metal base.  
W 216 D 51.5 H 85.5 cm

Joy Wood coffee tables / Visage 1 canvas picture



## Metropolis



Madia Metropolis B01 struttura materico rovere moka,  
basamento metallo antracite 160.  
L 180 P 51,5 H 85,5 cm

Loft poltroncina / Joy Wood tavolini / WPT580 wallpaper

Metropolis B01 sideboard with textured mocha oak carcass,  
anthracite 160 metal base.  
W 180 D 51.5 H 85.5 cm

Loft armchair / Joy Wood coffee tables / WPT580 wallpaper



## Metropolis

Madia Metropolis D01 struttura e top laccato basalto 176, cassetti in materico rovere carbone. Basamento Tracks metallo antracite/ottone. L 108 P 40,3 H 162 cm

Joy tavolino / Icones tappeto

Metropolis D01 sideboard with basalt 176 lacquered carcass and top, textured coal oak drawers. Tracks anthracite/brass metal base. W 108 D 40.3 H 162 cm

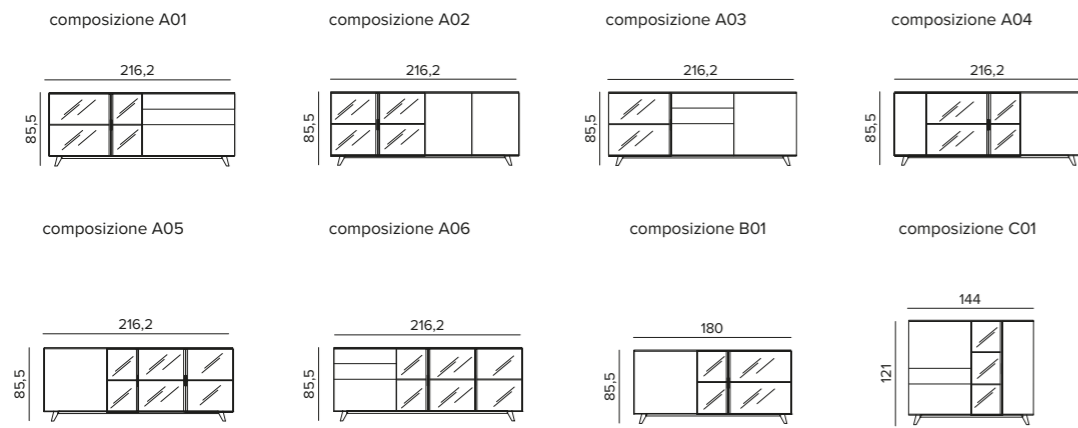
Joy coffee table / Icones rug



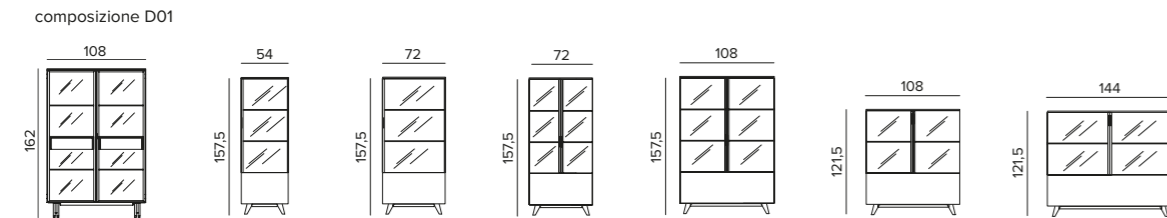


# Metropolis

P / D 51,5 CM



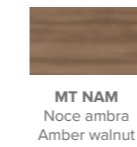


P / D 40,3 CM





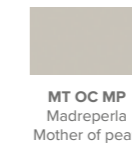
## FINITURE STRUTTURA E FRONTALI / STRUCTURE AND DOOR FINISHES

### MT 1/ONE

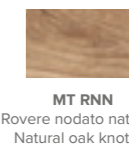



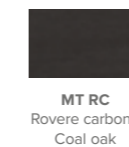
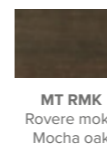



### MT PREMIUM MATERICO - TEXTURE

### MT PREMIUM MATERICO OPACO - MATT TEXTURED

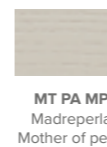


### MT PREMIUM MATERICO ESSENZA - TEXTURED WOOD

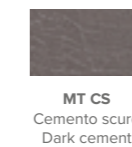



### MT PREMIUM MATERICO NODATO - KNOTTED TEXTURED

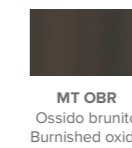

### MT PREMIUM MATERICO PORO APERTO - OPEN PORE TEXTURED




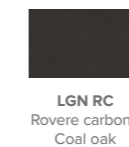

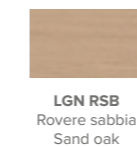
### MT PREMIUM MATERICO CEMENTO - TEXTURED CEMENT



### MT SPECIAL MATERICO - TEXTURED

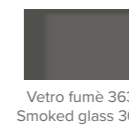


### LEGNO - WOOD






I legni sono disponibili solo per i frontali di Metropolis. Wooden finishes only available for Metropolis fronts.

### VETRO GLASS




Vetro sono disponibile solo per i frontali di Metropolis. Glass available only or the front of Metropolis.

### LACCATI METALLIZZATI - METALLIC LACQUERED



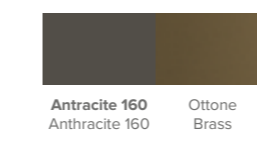
### LACCATI PORO APERTO LACQUERS OPEN PORE



### LACCATI OPACHI O LUCIDI MATT OR GLOSS LACQUERS




## FINITURE BASAMENTO TRACKS / TRACKS BASE FINISHES



Basamento e gambe finitura antracite, piedino regolabile finitura ottone. Base and legs in anthracite finish, brass finish adjustable foot.

## FINITURE BASAMENTO / BASE FINISHES



# SIR

Sospesa o con piedini, la madia è impreziosita dal vassoio a vaschetta personalizzabile e posizionato sul top: aggiunge un tocco di design ed è un originale piano di appoggio per esporre vasi, quadri o altri oggetti.

Hanging or standing, this sideboard is made more precious by the customisable tray-top: it adds a touch of design and is an original shelf for displaying vases, paintings or other objects.

Madia Sir S01 struttura materico alpaca e top Sir laccato opaco terracotta 170.  
L 216 P 40,3 H 54 cm

Joy tavolino / Visage quadro tela / Ethnic tappeto

Sir S01 sideboard with textured alpaca carcass and matt terracotta 170 lacquered Sir top.  
W 216 D 40.3 H 54 cm

Joy coffee table / Visage canvas picture / Ethnic rug



## Sir

Madia Sir S04 struttura materico piasentina scura, top Sir materico rovere carbone e basamento metallo antracite 160. L 216 P 51,5 H 90 cm

Sir S04 sideboard with textured dark piasentina carcass, textured coal oak Sir top and anthracite 160 metal base. W 216 D 51.5 H 90 cm



Sir



Madia Sir S06 struttura materico opaco basalto e basamento laccato opaco basalto 177 e top Sir materico rovere carbone.  
Inserto maniglie materico rovere carbone.  
L 216 P 51,5 H 98 cm

Ring mensola / Brigitte tavolo / Betty sedie

Sir S06 sideboard with textured matt basalt carcass, matt basalt 177 lacquered base and coal oak Sir top. Textured coal oak insert in the handles.  
W 216 D 51.5 H 98 cm

Ring shelf / Brigitte table / Betty chairs





Madie Sir S05 struttura materico rovere moka,  
top Sir materico rovere moka e basamento  
Tracks metallo antracite/ottone.  
L 108 P 40,3 H 131 cm

Sir S05 sideboard with textured mocha oak  
carcass, textured mocha oak Sir top and Tracks  
anthracite/brass metal base.  
W 108 D 40.3 H 131 cm



Madia Sir S02 struttura laccato opaco bosco 168,  
top Sir materico noce ambra.  
L 270 P 40,3 H 54 cm

Zen 2 quadro tela / Shade tappeto

Sir S02 sideboard in matt forest green 168  
lacquer, textured amber walnut Sir top.  
W 270 D 40.3 H 54 cm

Zen 2 canvas picture / Shade rug



# Sir

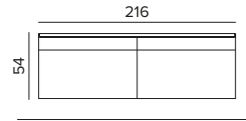
L/W 216 P/D 40,3 H 54 cm

L/W 270 P/D 40,3 H 54 cm

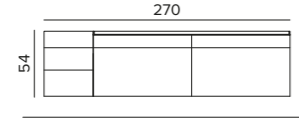
L/W 216 P/D 51,5 H 66 cm

L/W 216 P/D 51,5 H 90 cm

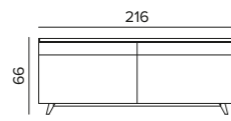
S01



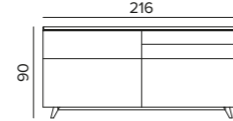
S02



S03



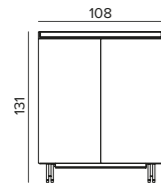
S04



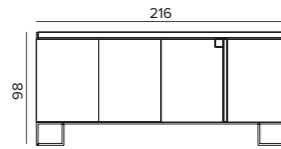
L/W 108 P/D 40,3 H 131 cm

L/W 216 P/D 51,5 H 98 cm

S05



S06



## FINITURE STRUTTURA, FRONTALI E TOP SIR / STRUCTURE, FRONT AND SIR TOP FINISHES

### MT 1/ONE



**MT NAM**  
Noce ambr  
Amber walnut



**MT CNV**  
Canvas



**MT ALP**  
Alpaca

### MT PREMIUM MATERICO OPACO - MATT TEXTURED



**MT OC BG**  
Bianco gesso  
Chalk white



**MT OC MP**  
Madreperla  
Mother of pearl



**MT OC ARN**  
Arena



**MT OC BA**  
Basalto  
Basalt



**MT OC AN**  
Antracite  
Anthracite

### MT PREMIUM MATERICO ESSENZA - TEXTURED WOOD



**MT RSB**  
Rovere sabbia  
Sand oak



**MT RMK**  
Rovere moka  
Mocha oak



**MT RC**  
Rovere carbone  
Coal oak



**MT RT**  
Rovere termocotto  
Heat-treated oak




**MT FO**  
Frassino orientale  
Eastern ash



**MT RNC**  
Nodato chiaro  
Light knotted



**MT RNS**  
Nodato scuro  
Dark knotted



**MT RNN**  
Rovere nodato naturale  
Natural oak knotted

### MT PREMIUM MATERICO NODATO - KNOTTED TEXTURED

### MT PREMIUM MATERICO PORO APERTO OPEN - PORE TEXTURED



**MT PA BG**  
Bianco gesso  
Chalk white



**MT PA MP**  
Madreperla  
Mother of pearl

### MT PREMIUM MATERICO CEMENTO - TEXTURED CEMENT



**MT CC**  
Cemento chiaro  
Light cement




**MT CV**  
Cemento cava  
Cava cement



**MT CS**  
Cemento scuro  
Dark cement

### MT SPECIAL MATERICO - TEXTURED



**MT INT C**  
Intreccio chiaro  
Light intreccio



**MT INT S**  
Intreccio scuro  
Dark Intreccio



**MT PSC**  
Piasentina chiara  
Light piasentina



**MT PSS**  
Piasentina scura  
Dark piasentina



**MT GR**  
Graniglia  
Gravel grey



**MT OBR**  
Ossido brunito  
Burnished oxide



**MT PG**  
Paglia Grigio  
Grey straw



**MT PB**  
Paglia Bronzo  
Bronze straw



**MT MB**  
Maya bronze

Intreccio chiaro e scuro non disponibili per Top Sir./ Dark and light intreccio not available for Sir top.

### LEGNO - WOOD




**LGN RSB**  
Rovere sabbia  
Sand oak



**LGN RMK**  
Rovere moka  
Mocha oak



**LGN RC**  
Rovere carbone  
Coal oak



**LGN RT**  
Rovere termocotto  
Heat-treated oak

I legni sono disponibili solo per i frontali e top Sir.  
Wooden finishes only available for fronts and Sir tops.

### LACCATI METALLIZZATI - METALLIC LACQUERED



**OCM 090**  
Bronzo  
Bronze



**OCM 091**  
Ghisa  
Cast iron



**OCM 092**  
Ottone  
Brass

### LACCATI PORO APERTO LACQUERS OPEN PORE



**PA**  
Laccati poro aperto (vedi pag. 436)  
Open-pore lacquers (see page 436)

### LACCATI LACQUERS



**OC - LC**  
Colori laccati opachi e lucidi a campionario (vedi pag. 436)  
Choice of matt and gloss lacquer colours from our range (see page 436)

Elemento Sir non disponibile in laccato lucido.  
Sir element not available in glass lacquer colors.

## FINITURE BASAMENTO / BASE FINISHES

### DI SERIE STANDARD



**Antracite 160**  
Anthracite 160

### LACCATI OPACHI MATT LACQUERS



**OC**  
Colori laccati opachi a campionario (vedi pag. 436)  
Choice of matt lacquer colours from our range (see page 436)

## FINITURE BASAMENTO TRACKS / BASE TRACKS FINISHES



**Antracite 160**  
Anthracite 160

**Ottone**  
Brass

Basamento e gambe finitura antracite, piedino regolabile finitura ottone.  
Base and legs in anthracite finish, brass finish adjustable foot.

# PROMETEO

Un design lineare sostenuto da un originale basamento con doppio piedino e valorizzato da maniglie in metallo, quadrate o rettangolari: la madia si esprime attraverso le geometrie.

A linear design supported by an original base with double legs and made more precious by the metal handles, which can be either square or rectangular in shape: this sideboard expresses itself through geometries.

Madia Prometeo struttura, top in laccato opaco basalto 177. Maniglie metallo antracite 160. Basamento Tracks metallo antracite/ottone. L 216 P 51,5 H 90

Atollo tavolino / Icones tappeto

Prometeo sideboard with matt basalt 177 lacquered carcass and top. Anthracite 160 metal handles. Tracks anthracite/brass metal base. W 216 P 51,5 H 90

Atollo coffee table / Icones rug





## Prometeo

Madia Prometeo struttura materico rovere moka. Top gres abu dhabi silk 071. Maniglie metallo antracite 160. Basamento Tracks metallo antracite/ottone. L 216 P 51,5 H 90

Prometeo sideboard with textured mocha oak carcass. Abu Dhabi Silk 071 stoneware top. Anthracite 160 metal handles. Tracks anthracite/brass metal base. W 216 P 51.5 H 90

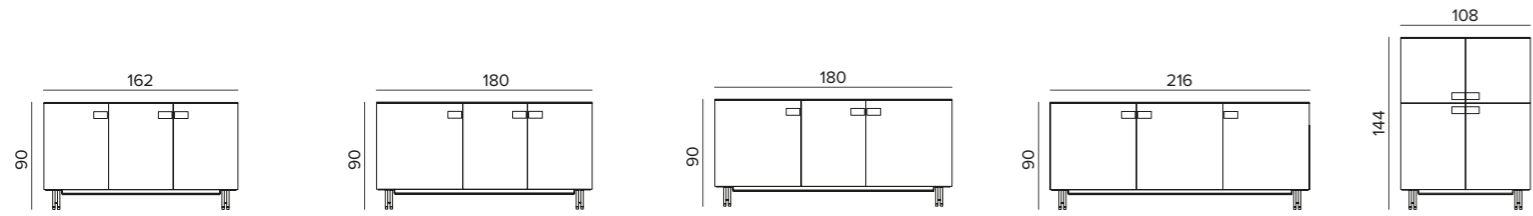
Atollo tavolino

Atollo coffee table




# Prometeo

L/W 162 P/D 51,5/40,3 H 90 cm L/W 180 P/D 51,5/40,3 H 90 cm L/W 198 P/D 51,5/40,3 H 90 cm L/W 216 P/D 51,5/40,3 H 90 cm L/W 108 P/D 40,3 H 144 cm




## FINITURE STRUTTURA, TOP E FRONTALI / STRUCTURE, TOP AND DOOR FINISHES


### MT 1/ONE




### MT PREMIUM MATERICO - TEXTURE



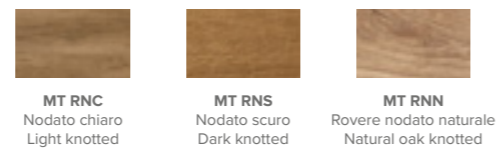
### MT PREMIUM MATERICO OPACO - MATT TEXTURED




### MT PREMIUM MATERICO ESSENZA - TEXTURED WOOD



### MT PREMIUM MATERICO NODATO - KNOTTED TEXTURED




### MT PREMIUM MATERICO PORO APERTO - OPEN PORE TEXTURED



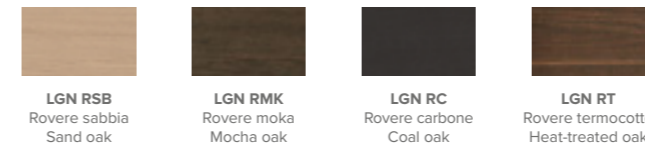
### MT PREMIUM MATERICO CEMENTO - TEXTURED CEMENT



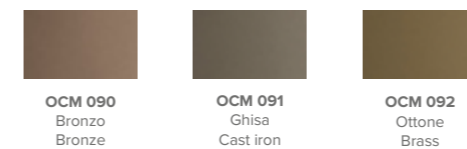
### MT SPECIAL MATERICO - TEXTURED




## LEGNO - WOOD



## LACCATI METALLIZZATI - METALLIC LACQUERED



## LACCATI PORO APERTO LACQUERS OPEN PORE




PA  
Laccati poro aperto (vedi pag. 436)  
Open-pore lacquers (see page 436)

## LACCATI OPACHI E LUCIDI MATT AND GLOSS LACQUERS



OC - LC  
Colori laccati opachi e lucidi a campionario (vedi pag. 436)  
Choice of matt and gloss lacquer colours from our range (see page 436)

## GRES - STONEWARE



Gres disponibile solo per top.  
Stoneware available for tops only.


## FINITURE MANIGLIA / HANDLE FINISHES

### LACCATI OPACHI MATT LACQUERS



OC  
Colori laccati opachi a campionario (vedi pag. 436)  
Choice of matt lacquer colours from our range (see page 436)

## FINITURE BASAMENTO TRACKS / TRACKS BASE FINISHES



Basamento e gambe finitura antracite,  
pedino regolabile finitura ottone.  
Base and legs in anthracite finish,  
brass finish adjustable foot.

# REGOLO

La madia è caratterizzata da una maniglia con interno personalizzabile, tono su tono o a contrasto: un elemento funzionale e allo stesso tempo decorativo che supera la linearità delle forme creando originali geometrie.

This sideboard is characterised by a handle with a customisable interior that can be tone-on-tone or in a contrasting shade: a functional yet decorative element that exceeds the linearity of forms to create original geometries.

Madia Regolo R06 struttura materico opaco bianco gesso, inserto materico rovere sabbia e basamento metallo antracite 160. L 216 P 51,5 H 93,5 cm

Raster vani a giorno

Regolo R06 sideboard with textured matt chalk white carcass, textured sand oak insert and anthracite 160 metal base. W 216 D 51.5 H 93.5 cm

Raster open shelf unit



## Regolo



Madia Regolo R01 struttura laccato opaco bosco 168, inserto materico noce ambra e basamento metallo laccato bosco 168.  
L 108 P 40,3 H 147,5 cm

Regolo R01 sideboard with matt forest green 168 lacquered carcass, textured amber walnut insert and forest green 168 lacquered metal base.  
W 108 D 40,3 H 147.5 cm



## Regolo

Madia Regolo R10 laccato opaco smoke 128, inserto materico piacentina chiara e metallo antracite 160.  
L 216 P 51,5 H 93,5 cm

Boiserie Krea / Guccino pouff  
Atlas sedia / WPT575 wallpaper

Regolo R10 sideboard matt smoke 128  
lacquer, textured light piacentina insert  
and anthracite 160 metal.  
L 216 D 51.5 H 93.5 cm

Krea decorative back panels  
Guccino pouff / Atlas chair  
WPT575 wallpaper



## Regolo



Madia Regolo R05 struttura materico opaco madreperla, inserto materico nodato scuro e basamento metallo madreperla 124.  
L 180 P 51,5 H 93,5 cm

Zen 1 quadro tela / Sign tappeto

Regolo R05 sideboard with textured matt mother of pearl carcass, textured dark knotted insert and mother of pearl 124 metal base.  
W 180 D 51,5 H 93.5 cm

Zen 1 canvas picture / Sign rug



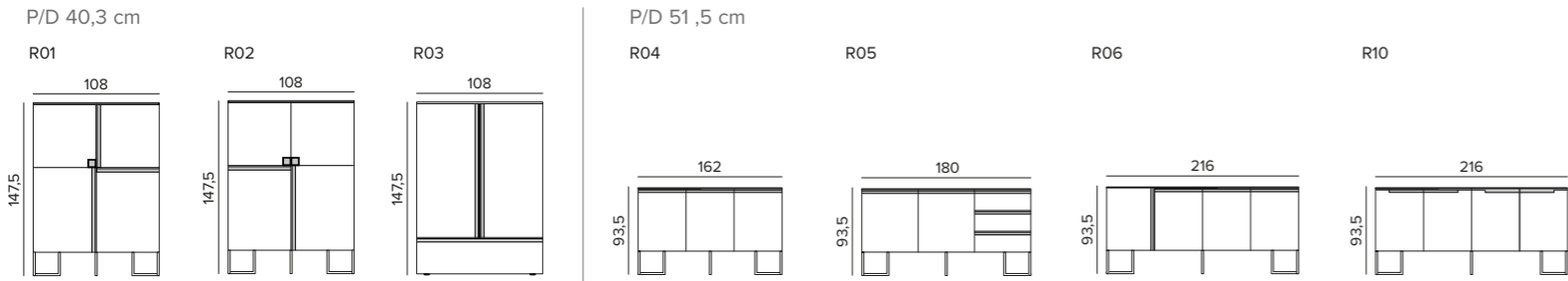
## Regolo

Madie Regolo R03 struttura materico rovere moka, inserto materico rovere moka.  
L 108 P 40,3 H 147,5 cm


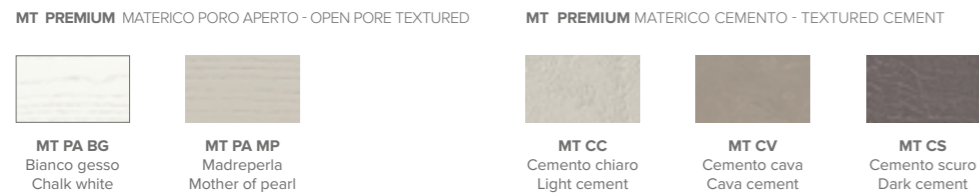

Regolo R03 sideboard with textured mocha oak carcass, textured mocha oak insert.  
W 108 D 40.3 H 147.5 cm



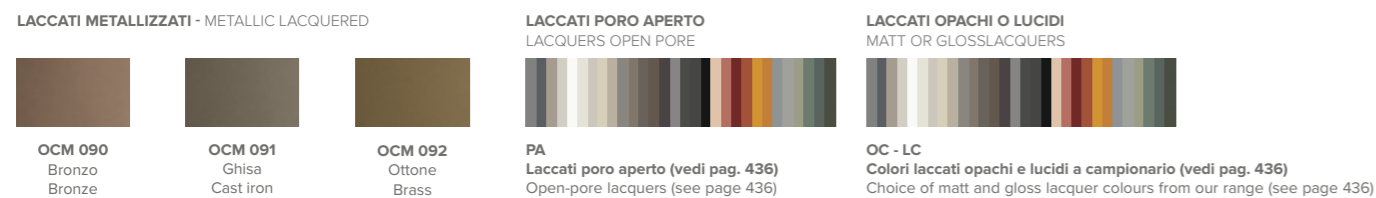
# Regolo



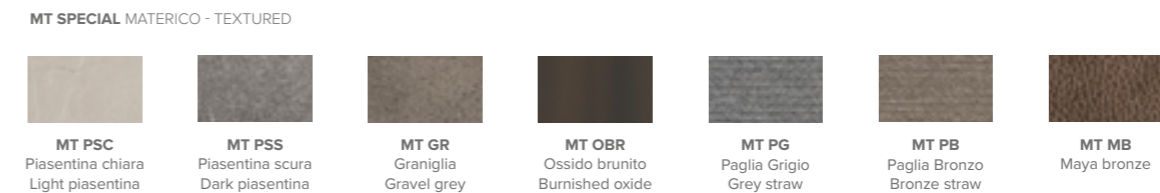
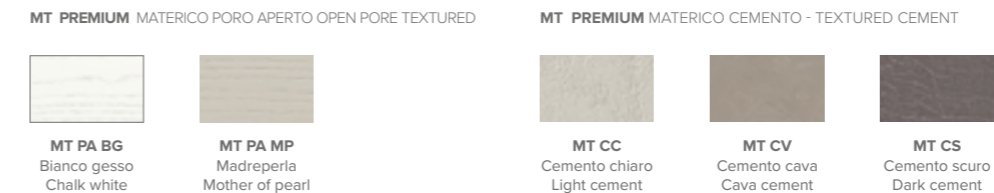

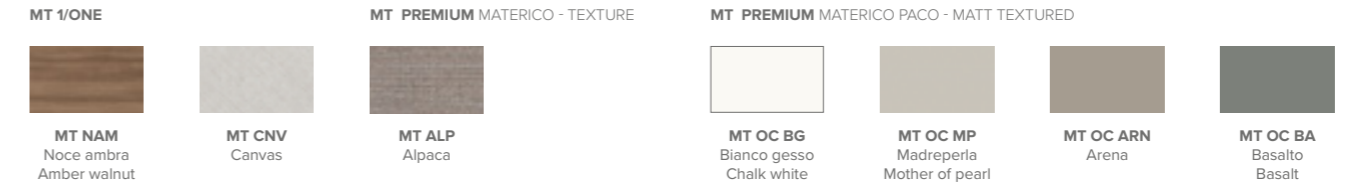
## FINITURA STRUTTURA E FRONTALI / STRUCTURE AND DOOR FINISHES



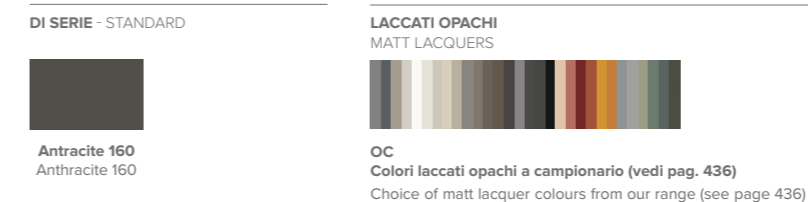
I legni sono disponibili solo per i frontali. Wooden finishes available only for doors.



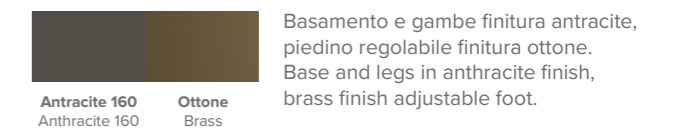
## FINITURE INSERTO / INSERT FINISHES



## FINITURE BASAMENTO / BASE FINISHES



## FINITURE BASAMENTO TRACKS / TRACKS BASE FINISHES





# DIAGONAL

Un complemento moderno ed essenziale caratterizzato dalla presenza di tagli diagonali che creano vani a giorno: la madia è ricca di soluzioni pratiche per contenere ed esporre attraverso giochi di pieni e vuoti.

A modern, essential accessory characterised by the presence of diagonal cuts that create open spaces: this sideboard is full of practical solutions for holding and displaying through games of visible and hidden.

Madia Diagonal Var. A struttura laccato opaco smoke 128 vano a giorno e basamento laccato opaco pomice 152.  
L 219 P 51,5 H 85,5 cm

Brigitte tavolino

Diagonal sideboard, Var. A, matt smoke 128 lacquered carcass, matt pumice 152 lacquered open compartment and base.  
L 219 D 51,5 H 85,5 cm

Brigitte coffee table



## Diagonal

Madia Diagonal Var. B struttura materico rovere moka frontali materico rovere moka e materico cemento cava. Top gres calatorao silk 070. Vano a giorno e basamento metallo antracite 160. L 219 P 51,5 H 85,5 cm

Wire tavolo / Betty sedia / Raster vano a giorno

Diagonal sideboard, Var. B, textured mocha oak carcass, textured mocha oak and textured cava cement front. Calatorao silk 070 stoneware top. Anthracite 160 metal open shelf unit and base. W 219 D 51.5 H 85.5 cm

Wire table / Betty chairs / Raster open shelf unit



## Diagonal

Madia Diagonal Var. A struttura materico rovere sabbia, Basamento e vano a giorno metallo antracite 160. L 219 P 51,5 H 85,5 cm

Ring mensole / Loft poltroncina  
Guccino pouf / Icones tappeto

Diagonal sideboard, Var. A, textured sand oak carcass, base and frame in anthracite 160 metal. W 219 D 51.5 H 85.5 cm

Ring shelves / Loft armchair  
Guccino pouf / Icones rug



## Diagonal



Madia Diagonal struttura materico rovere sabbia e materico alpaca, vani a giorno metallo antracite 160.  
Diagonal sideboard with textured sand oak and textured alpaca carcass, anthracite 160 metal compartments.



Madia Diagonal struttura materico rovere moka, vani a giorno metallo laccato salina 163.  
Diagonal sideboard with textured mocha oak carcass, salt grey 163 lacquered metal compartments.

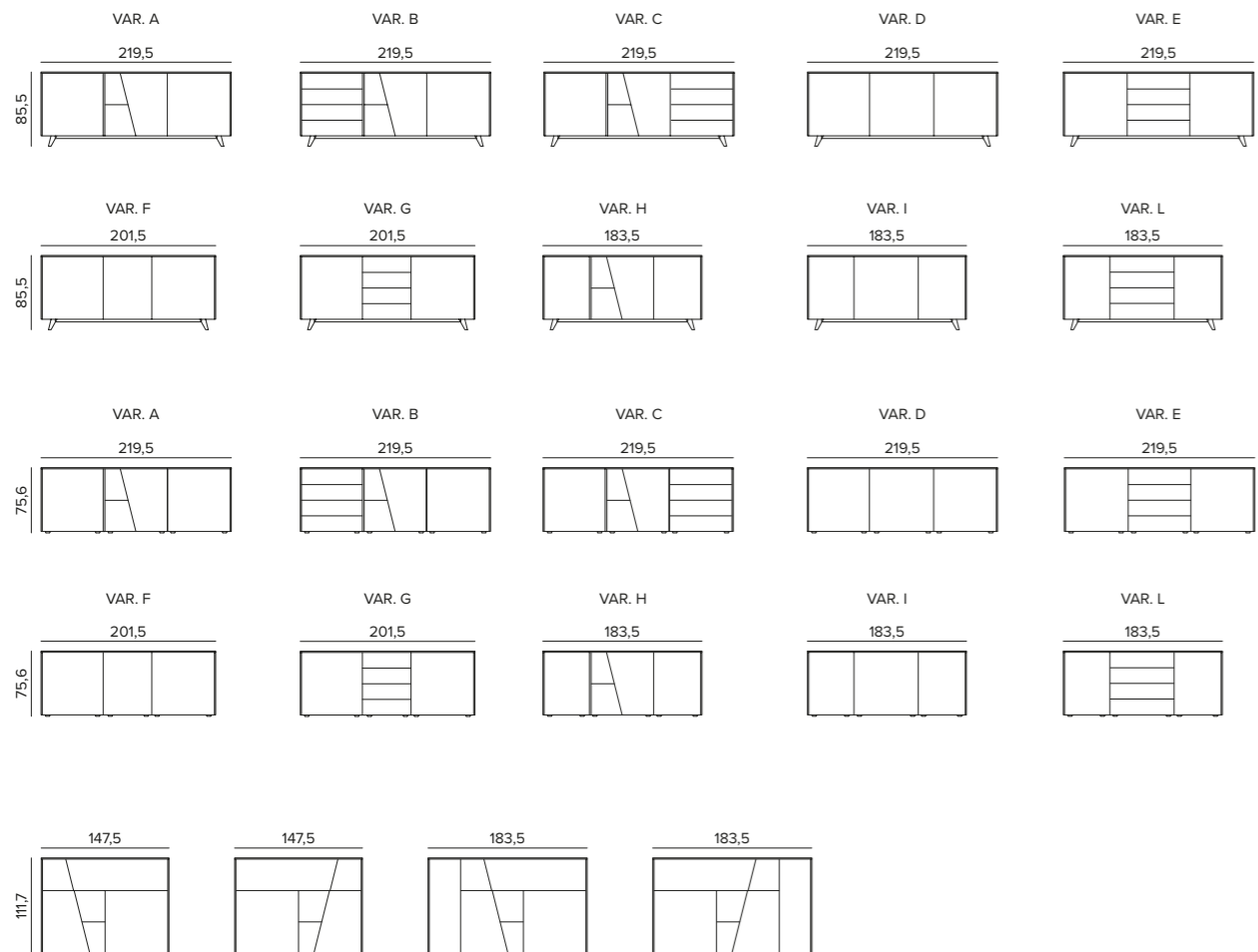


Madia Diagonal struttura materico opaco bianco gesso e materico nodato scuro, vani a giorno metallo antracite 160.  
L 183 P 51,5 H 111,5 cm

Diagonal sideboard with textured matt chalk white and textured dark knotted carcass, anthracite 160 metal compartments.  
W 183 D 51.5 H 111.5 cm


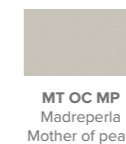
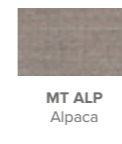

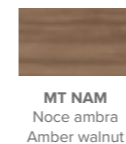
# Diagonal

P/D 51, 5 CM



## FINITURE STRUTTURA E FRONTALI / STRUCTURE AND DOOR FINISHES


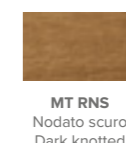
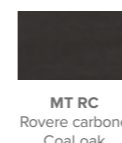
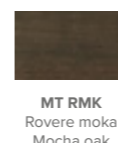
### MT 1/ONE



### MT PREMIUM MATERICO - TEXTURE

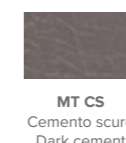


### MT PREMIUM MATERICO OPACO - MATT TEXTURED

### MT PREMIUM MATERICO ESSENZA - TEXTURED WOOD




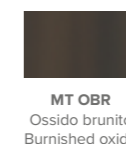
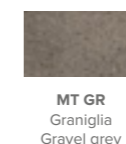

### MT PREMIUM MATERICO NODATO - KNOTTED TEXTURED

### MT PREMIUM MATERICO PORO APERTO - OPEN PORE TEXTURED

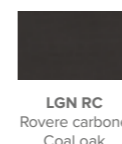



### MT PREMIUM MATERICO CEMENTO - TEXTURED CEMENT




### MT SPECIAL MATERICO - TEXTURED




### LEGNO - WOOD



### LACCATI METALLIZZATI - METALLIC LACQUERED



### LACCATI PORO APERTO - LACQUERS OPEN PORE



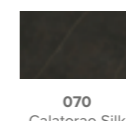










I legni sono disponibili solo per i frontali di Diagonal.  
Wood finishes available for Diagonal fronts only.

### LACCATI OPACHI O LUCIDI - MATT OR GLOSS LACQUERS



### GRES - STONEWARE



Gres isonibile solo per top.  
Stoneware available for tops only.

## FINITURE BASAMENTO E VANO / BASE AND OPEN UNIT FINISHES

### DI SERIE - STANDARD



### LACCATI OPACHI - MATT LACQUERS



Basamento e gambe finituraantracite,  
pedino regolabile finitura ottone.  
Base and legs in anthracite finish,  
brass finish adjustable foot.

## Diagonal + Krea



Madia Diagonal Var.B struttura materico opaco arena frontali materico rovere sabbia e materico opaco arena. Vani a giorno e basamento metallo antracite 160.  
L 219 P 51 H 85,5 cm

Pannello Krea grafica 9105W.  
Mensola metallo arena178.  
L 144 P 22 H 144 cm

Tape tappeto

Var. B, textured matt arena carcass, textured sand oak and textured matt arena front.  
Anthracite 160 metal compartments and base.  
L 219 D 51 H 85.5 cm

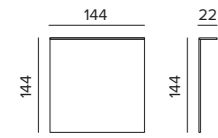
Krea panel with graphic design 9105W.  
Arena 178 metal shelf.  
L 144 D 22 H 144 cm

Tape rug



# Diagonal + Krea

MISURE / SIZE L/W 144 P/D 22 H 144 CM



## FINITURE BOISERIE / DECORATIVE BACK PANEL FINISHES

<b>MT 1/ONE</b>			<b>MT PREMIUM MATERICO - TEXTURE</b>			<b>MT PREMIUM MATERICO OPACO - MATT TEXTURED</b>				
<b>MT NAM</b> Noce ambra Amber walnut	<b>MT CNV</b> Canvas	<b>MT ALP</b> Alpaca	<b>MT OC BG</b> Bianco gesso Chalk white	<b>MT OC MP</b> Madreperla Mother of pearl	<b>MT OC ARN</b> Arena	<b>MT OC BA</b> Basalto Basalt	<b>MT OC AN</b> Antracite Anthracite			

<b>MT PREMIUM MATERICO ESSENZA - TEXTURED WOOD</b>					<b>MT PREMIUM MATERICO NODATO - KNOTTED TEXTURED</b>		
<b>MT RSB</b> Rovere sabbia Sand oak	<b>MT RMK</b> Rovere moka Mocha oak	<b>MT RC</b> Rovere carbone Coal oak	<b>MT RT</b> Rovere termocotto Heat-treated oak	<b>MT FO</b> Frassino orientale Eastern ash	<b>MT RNC</b> Nodato chiaro Light knotted	<b>MT RNS</b> Nodato scuro Dark knotted	<b>MT RNN</b> Rovere nodato naturale Natural oak knotted

<b>MT PREMIUM MATERICO PORO APERTO - OPEN PORE TEXTURED</b>		<b>MT PREMIUM MATERICO CEMENTO - TEXTURED CEMENT</b>		
<b>MT PA BG</b> Bianco gesso Chalk white	<b>MT PA MP</b> Madreperla Mother of pearl	<b>MT CC</b> Cemento chiaro Light cement	<b>MT CV</b> Cemento cava Cava cement	<b>MT CS</b> Cemento scuro Dark cement

<b>MT SPECIAL MATERICO - TEXTURED</b>								
<b>MT INT C</b> Intreccio chiaro Light intreccio	<b>MT INT S</b> Intreccio scuro Dark Intreccio	<b>MT PSC</b> Piasentina chiara Light piasentina	<b>MT PSS</b> Piasentina scura Dark piasentina	<b>MT GR</b> Graniglia Gravel grey	<b>MT OBR</b> Ossido brunito Burnished oxide	<b>MT PG</b> Paglia Grigio Grey straw	<b>MT PB</b> Paglia Bronzo Bronze straw	<b>MT MB</b> Maya bronze

## LACCATI METALLIZZATI - METALLIC LACQUERED

<b>OCM 090</b> Bronzo Bronze	<b>OCM 091</b> Ghisa Cast iron	<b>OCM 092</b> Ottone Brass

## LACCATI PORO APERTO LACQUERS OPEN PORE



**PA**  
Laccati poro aperto (vedi pag. 436)  
Open-pore lacquers (see page 436)

## LACCATI OPACHI MATT LACQUERS



**OC**  
Colori laccati opachi a campionario (vedi pag. 436)  
Choice of matt lacquer colours from our range (see page 436)

## FINITURE MENSOLA / SHELF FINISHES

### DI SERIE STANDARD



**Antracite 160**  
Anthracite 160

### LACCATI OPACHI MATT LACQUERS



**OC**  
Colori laccati opachi a campionario (vedi pag. 436)  
Choice of matt lacquer colours from our range (see page 436)

## GRAFICHE PER BOISERIE KREA / KREA DECORATIVE BACK PANELS




Grafica stampata su pannello rovere sabbia.

Graphic printed on sand oak panel.



9101W




9102W



9103W



9104W



9105W

Dettaglio ridotto della grafica per lo sviluppo completo far riferimento al listino prezzi.

Only a part of the graphic is shown here, the full effect can be seen in the price list.



Grafica stampata su pannello poro aperto.  
Graphic design printed on open-pore panel.



952




9001



9002




902



907



911




9003




9004



9005



913



916



938



9006



9007

Dettaglio ridotto della grafica per lo sviluppo completo far riferimento al listino prezzi.

Only a part of the graphic is shown here, the full effect can be seen in the price list.



# REMIX

L'angolo tagliato è il segno distintivo della madia: l'anta asimmetrica e l'accostamento di materiali diversi conferiscono originalità e personalità sia all'arredo, sia all'ambiente.

An open corner is the distinctive element of this sideboard: the lopsided door and the combination of different materials add originality and personality to the surrounding furnishings and the room.



Madia Remix X05 struttura materico cemento chiaro, top Sir legno rovere sabbia e base in metallo antracite 160. L 180 P 51,5 H 84 cm

Elegance Style M collezione Quadri.

Remix X05 sideboard with textured light cement carcass, Sir sand oak wood top and anthracite 160 metal base. W 180 D 51,5 H 84 cm

Elegance Style M picture collection.

Remix



Madia Remix X02 struttura materico rovere moka.  
Top in gres abu dhabi silk 071. Base in metallo  
antracite 160.  
L 180 P 51,5 H 85,5 cm

Specchiera Bolle

Remix X02 sideboard with textured mocha  
oak carcass. Abu dhabi silk 071 stoneware top.  
Anthracite 160 metal base.  
W 180 D 51.5 H 85.5 cm

Bolle mirror



Remix



Madia Remix X02 struttura materico opaco madreperla, materico nodato chiaro e metallo antracite 160.  
L 162 P 51,5 H 85,5 cm

Tudor tavolo / Betty sedie / Leaf 1 quadro tela

Remix X02 sideboard with textured matt mother of pearl carcass, textured light knotted insert and anthracite 160 metal base.  
W 162 D 51.5 H 85.5 cm

Tudor table / Betty chairs / Leaf 1 canvas picture

Remix



Madia Remix X01 struttura laccato opaco  
carta da zucchero 155 e bromo 176.  
Basamento metallo laccato bromo 176.  
L 108 P 40 h 129,5 cm

Remix X01 sideboard with matt blue grey 155  
and bromite 176 lacquered carcass.  
Bromite 176 lacquered metal base.  
W 108 D 40 H 129.5 cm

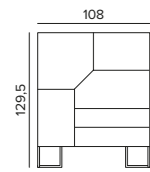


# Remix

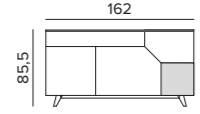
P/D 40,3 cm

P/D 51,5 cm

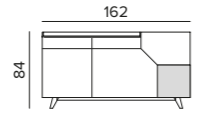
X01



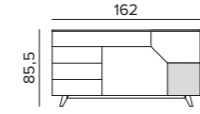
X02



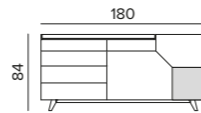
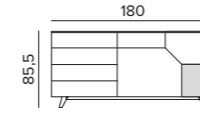
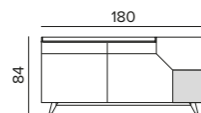
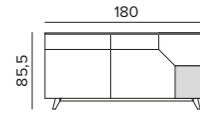
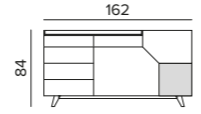
X03



X04



X05



## FINITURE STRUTTURA E FRONTALI / STRUCTURE AND DOOR FINISHES

MT 1/ONE



**MT NAM**  
Noce ambra  
Amber walnut



**MT CNV**  
Canvas



**MT ALP**  
Alpaca



**MT OC BG**  
Bianco gesso  
Chalk white



**MT OC MP**  
Madreperla  
Mother of pearl



**MT OC ARN**  
Arena




**MT OC BA**  
Basalto  
Basalt




**MT OC AN**  
Antracite  
Anthracite


MT PREMIUM MATERICO ESSENZA - TEXTURED WOOD



**MT RSB**  
Rovere sabbia  
Sand oak



**MT RMK**  
Rovere moka  
Mocha oak



**MT RC**  
Rovere carbone  
Coal oak



**MT RT**  
Rovere termocotto  
Heat-treated oak



**MT FO**  
Frassino oriente  
Eastern ash



**MT RNC**  
Nodato chiaro  
Light knotted




**MT RNS**  
Nodato scuro  
Dark knotted



**MT RNN**  
Rovere nodato naturale  
Natural oak knotted

MT PREMIUM MATERICO PORO APERTO - OPEN PORE TEXTURED




**MT PA BG**  
Bianco gesso  
Chalk white



**MT PA MP**  
Madreperla  
Mother of pearl



**MT CC**  
Cemento chiaro  
Light cement




**MT CV**  
Cemento cava  
Cava cement



**MT CS**  
Cemento scuro  
Dark cement


MT SPECIAL MATERICO - TEXTURED



**MT INT C**  
Intreccio chiaro  
Light intreccio



**MT INT S**  
Intreccio scuro  
Dark intreccio



**MT PSC**  
Piasentina chiara  
Light piasentina



**MT PSS**  
Piasentina scura  
Dark piasentina



**MT GR**  
Graniglia  
Gravel grey



**MT OBR**  
Ossido brunito  
Burnished oxide



**MT PG**  
Paglia Grigio  
Grey straw



**MT PB**  
Paglia Bronzo  
Bronze straw



**MT MB**  
Maya bronze

LEGNO - WOOD



**LGN RSB**  
Rovere sabbia  
Sand oak



**LGN RMK**  
Rovere moka  
Mocha oak



**LGN RC**  
Rovere carbone  
Coal oak



**LGN RT**  
Rovere termocotto  
Heat-treated oak

I legni sono disponibili solo per i frontali.  
Wooden finishes only available for doors.

## FINITURE TOP / TOP FINISHES

MT 1/ONE



**MT NAM**  
Noce ambra  
Amber walnut



**MT CNV**  
Canvas



**MT ALP**  
Alpaca

MT PREMIUM MATERICO - TEXTURE

MT PREMIUM MATERICO OPACO - MATT TEXTURED



**MT OC BG**  
Bianco gesso  
Chalk white



**MT OC MP**  
Madreperla  
Mother of pearl



**MT OC ARN**  
Arena



**MT OC BA**  
Basalto  
Basalt




**MT OC AN**  
Antracite  
Anthracite

MT PREMIUM MATERICO ESSENZA - TEXTURED WOOD




**MT RSB**  
Rovere sabbia  
Sand oak



**MT RMK**  
Rovere moka  
Mocha oak



**MT RC**  
Rovere carbone  
Coal oak



**MT RT**  
Rovere termocotto  
Heat-treated oak



**MT FO**  
Frassino oriente  
Eastern ash



**MT RNC**  
Nodato chiaro  
Light knotted




**MT RNS**  
Nodato scuro  
Dark knotted



**MT RNN**  
Rovere nodato naturale  
Natural oak knotted

MT PREMIUM MATERICO NODATO - KNOTTED TEXTURED

MT PREMIUM MATERICO PORO APERTO - OPEN PORE TEXTURED



**MT PA BG**  
Bianco gesso  
Chalk white




**MT PA MP**  
Madreperla  
Mother of pearl


MT PREMIUM MATERICO CEMENTO - TEXTURED CEMENT



**MT CC**  
Cemento chiaro  
Light cement



**MT CV**  
Cemento cava  
Cava cement



**MT CS**  
Cemento scuro  
Dark cement

MT SPECIAL MATERICO - TEXTURED



**MT PSC**  
Piasentina chiara  
Light piasentina



**MT PSS**  
Piasentina scura  
Dark piasentina



**MT GR**  
Graniglia  
Gravel grey




**MT OBR**  
Ossido brunito  
Burnished oxide

GRES - STONEWARE




**012**  
Pietra Antracite



**032**  
Fokos Terra



**033**  
Fokos Piombo




**034**  
Urban Marble




**035**  
Amani



**040**  
Calacatta Oro



**041**  
Noir Desir



**042**  
Emperador



**043**  
Nero Greco



**070**  
Calatorao Silk

Finiture Gres disponibili per X01, X02, X04  
Gres finishes available for X01, X02, X04

LEGNO - WOOD



**LGN RSB**  
Rovere sabbia  
Sand oak



**LGN RMK**  
Rovere moka  
Mocha oak



**LGN RC**  
Rovere carbone  
Coal oak

LACCATI METALLIZZATI - METALLIC LACQUERED



**OCM 090**  
Bronzo  
Bronze



**OCM 091**  
Ghisa  
Cast iron



**OCM 092**  
Ottone  
Brass

LACCATI PORO APERTO  
LACQUERS OPEN PORE



**PA**  
Laccati poro aperto (vedi pag. 436)  
Open-pore lacquers (see page 436)

LACCATI OPACHI  
MATT LACQUERS



**OC - LC**  
Colori laccati opachi e lucidi a campionario (vedi pag. 436)  
Choice of matt and gloss lacquer colours from our range (see page 436)

## FINITURE BASAMENTO E VANO / BASE AND OPEN UNIT FINISHES

LACCATI OPACHI  
MATT LACQUERS



**OC**  
Colori laccati opachi a campionario (vedi pag. 436)  
Choice of matt lacquer colours from our range (see page 436)

## FINITURE BASAMENTO TRACKS / TRACKS BASE FINISHES



**Antracite 160**  
Anthracite 160

**Ottone**  
Brass

Basamento e gambe finitura antracite,  
pedino regolabile finitura ottone.  
Base and legs in anthracite finish,  
brass finish adjustable foot.



## TAVOLI\_TABLES

Trascorrere del tempo in famiglia o con gli amici a tavola è un'abitudine da apprezzare e coltivare. Protagonista della convivialità, scegliere il tavolo giusto è il primo passo per portare nel living il piacere di stare insieme.

Spending time around the table with family and friends is a treat best served regularly! Finding the right table - the centrepiece of the gathering - is the first step towards bringing the joy of entertaining and family time into your living spaces.



Bite p. 140



Halley p. 144



Brigitte p. 168



Doppio passo p. 174



Wire p. 154



Avalon p. 162



Infinity p. 182



Tudor p. 188

# BITE

Un tavolo ispirato alla tradizione: formato da due assi di legno con gambe a semicerchio incastonate sui lati, evoca l'arte dell'ebanisteria. L'arredo ideale per pranzi in famiglia o con gli amici, all'insegna della buona cucina e dello stile.

A table inspired by tradition: with two wooden panels and semi-circular legs encased on the sides, it evokes the art of cabinet making. The ideal furnishing for lunches with family and friends, in the spirit of good food and style.

Tavolo Bite base e piano legno rovere moka.  
L 240 P 110 H 74 cm

Hood sedie

Bite table with mocha oak wood base and top.  
W 240 D 110 H 74 cm

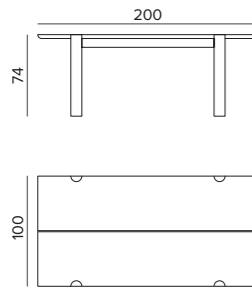
Hood chairs



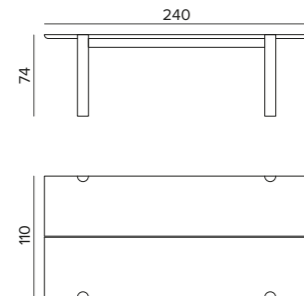


# Bite

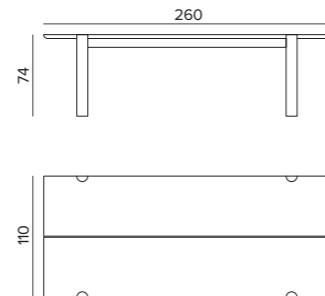
L/W 200 P/D 100 H 74 cm



L/W 240 P/D 110 H 74 cm



L/W 260 P/D 110 H 74 cm



## FINITURE / FINISHES

LEGNO - WOOD



**LGN RSB**  
Rovere sabbia  
Sand oak



**LGN RMK**  
Rovere moka  
Mocha oak



**LGN RC**  
Rovere carbone  
Coal oak



# HALLEY

Un tavolo scultoreo che unisce solidità ed eleganza. Il basamento "a stella" sostiene un piano dalle forme arrotondate, disponibile in diverse finiture. In tutte le versioni, è un perfetto equilibrio materico e visivo.

An impressive table that unites solidness with elegance. The "star" base supports a softly rounded rectangular top, available in different finishes. Every version is a perfect balance of material and visual.



Tavolo Halley base metallo antracite 160 e piano vetro trasparente.  
L 240 P 120 H 75 cm

Tiffany sedie / Visage 1 quadro tela / Tartan tappeto

Halley table with anthracite 160 metal base and transparent glass top.  
W 240 D 120 H 75 cm

Tiffany chairs / Visage 1 canvas picture / Tartan rug

## Halley

Tavolo Halley base metallo antracite 160  
e piano gres calatorao silk 070.  
L 240 P 120 H 75 cm

Betty sedie / Dark spot tappeto

Halley table with anthracite 160 metal base  
and calatorao silk 070 stoneware top.  
W 240 D 120 H 75 cm

Betty chairs / Dark spot rug



## Halley



Tavolo Halley base metallo antracite 160 e piano gres emperador lucido 042.  
Halley table with anthracite 160 metal base and gloss emperador 042 stoneware top.



Tavolo Halley base metallo fango 161 e piano gres pulpis silk 072.  
Halley table with mud brown 161 metal base and pulpis silk 072 stoneware top.

Tavolo Halley base metallo antracite 160 e piano gres urban marble 034.  
L 240 P 120 H 75 cm

Adele sedie

Halley table with anthracite 160 metal base and urban marble 034 stoneware top.  
W 240 D 120 H 75 cm

Adele chairs



Halley

Tavolo Halley base metallo antracite 160 e piano  
materico noce ambra.  
L 240 P 120 H 75 cm

Halley table with anthracite 160 metal base and  
textured amber oak top.  
W 240 D 120 H 75 cm



**TOP FINITURA MATERICO, PORO APERTO E LACCATI OPACHI /  
TEXTURED, OPEN-PORE AND MATT LACQUER FINISHES FOR TOPS**

**FISSO**  
L/W 180 P/D 100 H 75

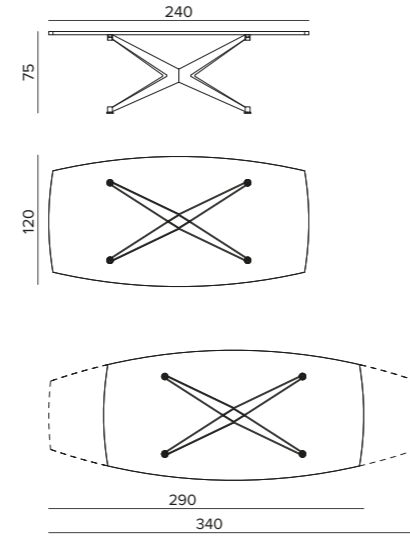
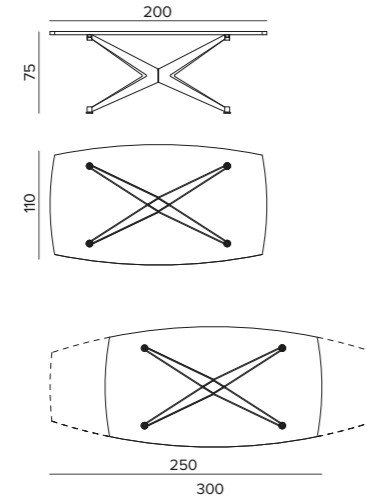
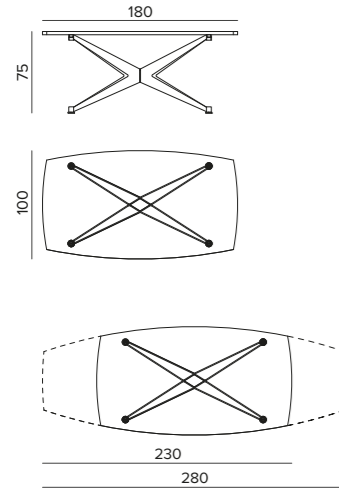
**FISSO**  
L/W 200 P/D 110 H 75

**FISSO**  
L/W 240 P/D 120 H 75

**ALLUNGABILE**  
L/W 180 (230-280) P/D 100 H 75

**ALLUNGABILE**  
L/W 200 (250-300) P/D 110 H 75

**ALLUNGABILE**  
L/W 240 (290-340) P/D 120 H 75



**TOP GRES E VETRO / GLASS AND STONEWARE TOPS**

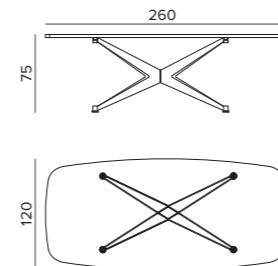
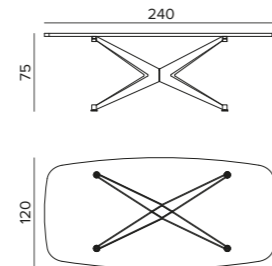
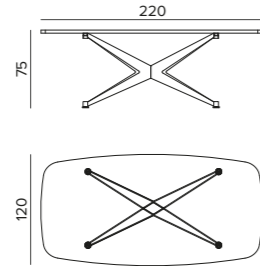
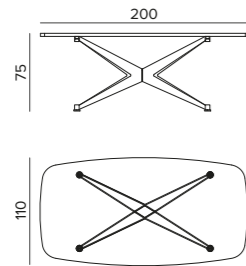
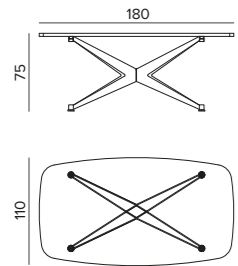
**FISSO**  
L/W 180 P/D 110 H 75 cm

**FISSO**  
L/W 200 P/D 110 H 75 cm

**FISSO**  
L/W 220 P/D 120 H 75 cm

**FISSO**  
L/W 240 P/D 120 H 75 cm

**FISSO**  
L/W 260 P/D 120 H 75 cm



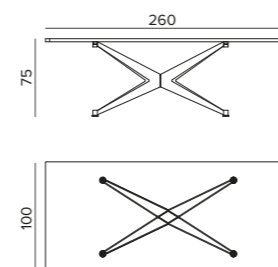
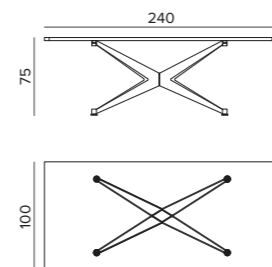
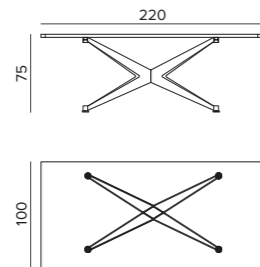
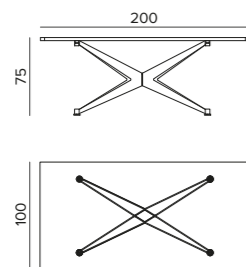
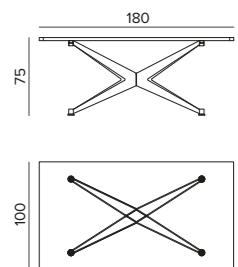
**FISSO**  
L/W 180 P/D 100 H 75 cm

**FISSO**  
L/W 200 P/D 100 H 75 cm

**FISSO**  
L/W 220 P/D 100 H 75 cm

**FISSO**  
L/W 240 P/D 100 H 75 cm

**FISSO**  
L/W 260 P/D 100 H 75 cm



**FINITURE PIANO / TOP FINISHES**

**MT 1/ONE**



**MT NAM**  
Noce ambra  
Amber walnut

**MT PREMIUM MATERICO ESSENZA - TEXTURED WOOD**



**MT RSB**  
Rovere sabbia  
Sand oak



**MT RMK**  
Rovere moka  
Mocha oak



**MT RC**  
Rovere carbone  
Coal oak



**MT RT**  
Rovere termocotto  
Heat-treated oak



**MT FO**  
Frassino oriente  
Eastern ash

**MT PREMIUM MATERICO NODATO - KNOTTED TEXTURED**



**MT RNC**  
Nodato chiaro  
Light knotted



**MT RNS**  
Nodato scuro  
Dark knotted




**MT RNN**  
Rovere nodato naturale  
Natural oak knotted

**MT PREMIUM MATERICO CEMENTO - TEXTURED CEMENT**



**MT CC**  
Cemento chiaro  
Light cement




**MT CV**  
Cemento cava  
Cava cement



**MT CS**  
Cemento scuro  
Dark cement

**MT SPECIAL MATERICO - TEXTURED**



**MT PSC**  
Piasentina chiara  
Light piasentina



**MT PSS**  
Piasentina scura  
Dark piasentina

**LACCATI PORO APERTO  
LACQUERS OPEN PORE**



**PA**  
Laccati poro aperto (vedi pag. 436)  
Open-pore lacquers (see page 436)

**LACCATI OPACHI  
MATT LACQUERS**



**OC**  
Colori laccati opachi a campionario (vedi pag. 436)  
Choice of matt lacquer colours from our range (see page 436)

**GRES - STONEWARE**



**012**  
Pietra Antracite



**032**  
Fokos Terra




**033**  
Fokos Piombo



**034**  
Urban Marble



**035**  
Amani



**040**  
Calacatta Oro




**041**  
Noir Desir




**042**  
Emperador



**043**  
Nero Greco



**070**  
Calatorao Silk



**071**  
Abu Dhabi Silk



**072**  
Pulpis Silk

**VETRO - GLASS**



**320**  
Vetro trasparente 320  
Transparent glass 320



**363**  
Vetro fumè 363  
Smoked glass 363

**FINITURE STRUTTURA / STRUCTURE FINISHES**

**DI SERIE - STANDARD**



**160**  
Antracite 160  
Anthracite 160

**LACCATI OPACHI  
MATT LACQUERS**



**OC**  
Colori laccati opachi a campionario (vedi pag. 436)  
Choice of matt lacquer colours from our range (see page 436)

# WIRE

L'incontro perfetto tra stile minimal e fascino della materia. Dai tondini di metallo che formano il basamento si genera un piacevole gioco di intrecci geometrici che sostengono il top in diverse finiture.

The perfect meeting between minimal style and fascinating materials. The metal rods of this table base twist geometrically to support the top, which comes in different finishes.



Tavolo Wire base metallo antracite 160  
e piano materico rovere carbone.  
L 240 P 120 H 75 cm

Betty sedie / Vinci madia

Wire table with anthracite 160 metal base  
and textured coal oak top.  
W 240 D 120 H 75 cm

Betty chairs / Vinci sideboard

Wire

Tavolo Wire base metallo antracite 160 e piano  
gres emperador 042.  
L 260 P 120 H 75 cm

Atlas sedie / Basilea madia

Wire table with anthracite 160 metal base and  
emperador 042 stoneware top.  
W 260 D 120 H 75 cm

Atlas chairs / Basilea sideboard





## Wire

Gli intrecci sono il plus di Wire: i tondini in metallo si connettono tra loro per dare forma al basamento e, attorno al tavolo, anche le persone creano connessioni reciproche per vivere pienamente la convivialità.

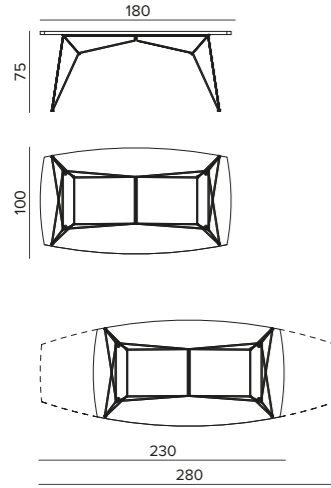
The twists of Wire are a plus: the metal rods connect, giving shape to the base, in the same way as the people sitting around the table create reciprocal connections to live conviviality to the full.



**TOP FINITURA MATERICO PORO APERTO E LACCATI OPACHI / TEXTURED, OPEN-PORE AND MATT LACQUER FINISHES FOR TOPS**

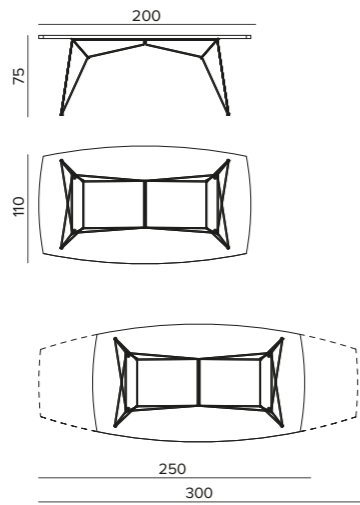
FISSO  
L/W 180 P/D 100 H 75

ALLUNGABILE  
L/W 180 (230-280) P/D 100 H 75



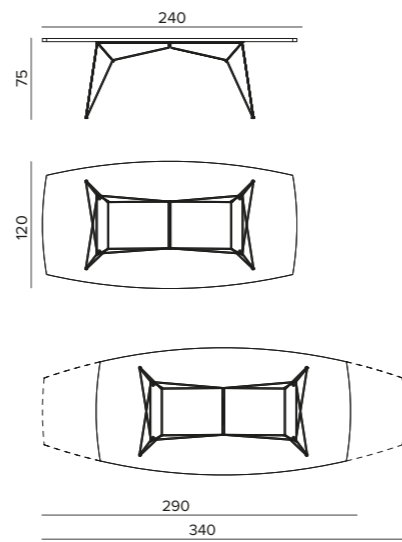
FISSO  
L/W 200 P/D 110 H 75

ALLUNGABILE  
L/W 200 (250-300) P/D 110 H 75



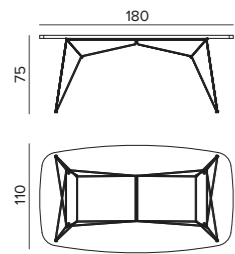
FISSO  
L/W 240 P/D 120 H 75

ALLUNGABILE  
L/W 240 (290-340) P/D 120 H 75

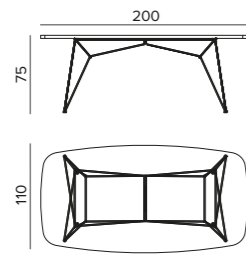


**TOP GRES E VETRO / GLASS AND STONEWARE TOPS**

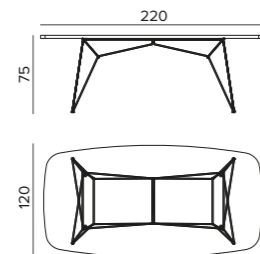
FISSO  
L/W 180 P/D 110 H 75 cm



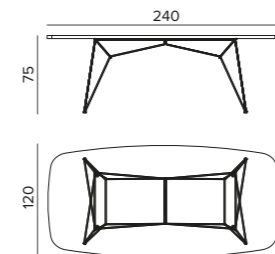
FISSO  
L/W 200 P/D 110 H 75 cm



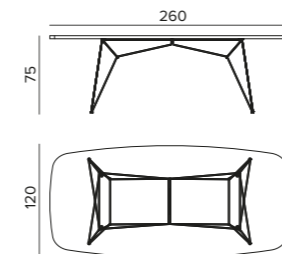
FISSO  
L/W 220 P/D 120 H 75 cm



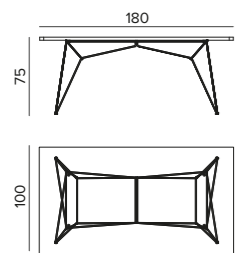
FISSO  
L/W 240 P/D 120 H 75 cm



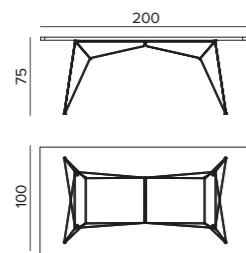
FISSO  
L/W 260 P/D 120 H 75 cm



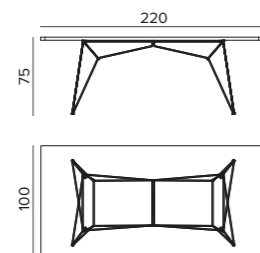
FISSO  
L/W 180 P/D 100 H 75 cm



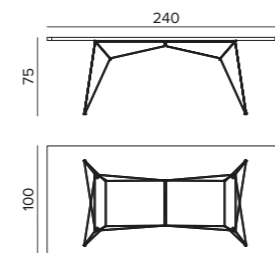
FISSO  
L/W 200 P/D 100 H 75 cm



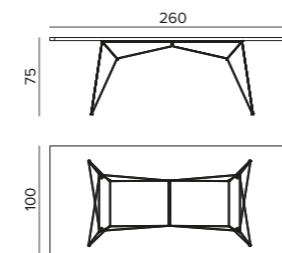
FISSO  
L/W 220 P/D 100 H 75 cm



FISSO  
L/W 240 P/D 100 H 75 cm



FISSO  
L/W 260 P/D 100 H 75 cm



**FINITURE TOP / TOP FINISHES**

**MT 1/ONE**



**MT NAM**  
Noce ambra  
Amber walnut

**MT PREMIUM MATERICO ESSENZA - TEXTURED WOOD**



**MT RSB**  
Rovere sabbia  
Sand oak



**MT RMK**  
Rovere moka  
Mocha oak



**MT RC**  
Rovere carbone  
Coal oak



**MT RT**  
Rovere termocotto  
Heat-treated oak



**MT FO**  
Frassino oriente  
Eastern ash

**MT PREMIUM MATERICO NODATO - KNOTTED TEXTURED**



**MT RNC**  
Nodato chiaro  
Light knotted



**MT RNS**  
Nodato scuro  
Dark knotted




**MT RNN**  
Rovere nodato naturale  
Natural oak knotted

**MT PREMIUM MATERICO CEMENTO - TEXTURED CEMENT**




**MT CC**  
Cemento chiaro  
Light cement



**MT CV**  
Cemento cava  
Cava cement



**MT CS**  
Cemento scuro  
Dark cement



**MT PSC**  
Piasentina chiara  
Light piasentina



**MT PSS**  
Piasentina scura  
Dark piasentina

**MT SPECIAL MATERICO - TEXTURED**

**LACCATI PORO APERTO  
LACQUERS OPEN PORE**



**PA**  
Laccati poro aperto (vedi pag. 436)  
Open-pore lacquers (see page 436)

**LACCATI OPACHI  
MATT LACQUERS**



**OC**  
Colori laccati opachi a campionario (vedi pag. 436)  
Choice of matt lacquer colours from our range (see page 436)

**GRES - STONEWARE**



**012**  
Pietra Antracite



**032**  
Fokos Terra




**033**  
Fokos Piombo



**034**  
Urban Marble



**035**  
Amani



**040**  
Calacatta Oro




**041**  
Noir Desir



**042**  
Emperador



**043**  
Nero Greco



**070**  
Calatorao Silk



**071**  
Abu Dhabi Silk



**072**  
Pulpis Silk

**VETRO - GLASS**



Vetro trasparente 320  
Transparent glass 320



Vetro fumè 363  
Smoked glass 363

**FINITURE STRUTTURA / STRUCTURE FINISHES**

**DI SERIE - STANDARD**



**Antracite 160**  
Anthracite 160

**LACCATI OPACHI  
MATT LACQUERS**



**OC**  
Colori laccati opachi a campionario (vedi pag. 436)  
Choice of matt lacquer colours from our range (see page 436)

# AVALON

Un basamento dal design esclusivo e un'ampia gamma di alternative per il piano: oltre al suo carattere funzionale, il tavolo ha un forte impatto decorativo, perché con la sua presenza scenica dà personalità ad ogni ambiente.

A base with an exclusive design and a wide range of alternatives for the top: as well as being functional, this table has a strong decorative impact and a scenic presence that adds personality to every room.

Tavolo Avalon base laccato poro aperto  
antracite e piano in gres abu dhabi silk 071.  
L 240 P 120 H 75 cm

Fly sedie / Nina madie

Avalon table with open-pore anthracite  
lacquered base and abu dhabi silk 071  
stoneware top. L 240 D 120 H 75 cm

Fly chairs / Nina sideboards



## Avalon

Tavolo Avalon base laccato poro aperto antracite e piano in gres amani 035.  
L 240 P 120 H 75 cm

Montgomery madie / Adele sedie

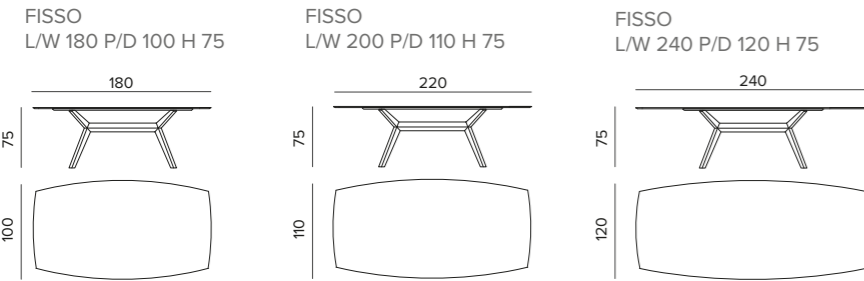
Avalon table with open-pore anthracite lacquered base and amani 035 stoneware top.  
L 240 D 120 H 75 cm

Adele chairs / Montgomery sideboards

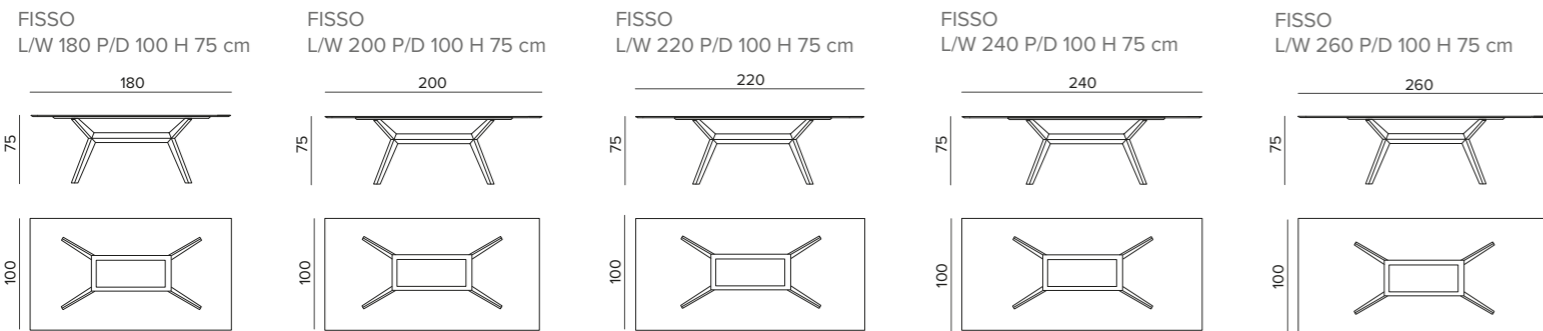
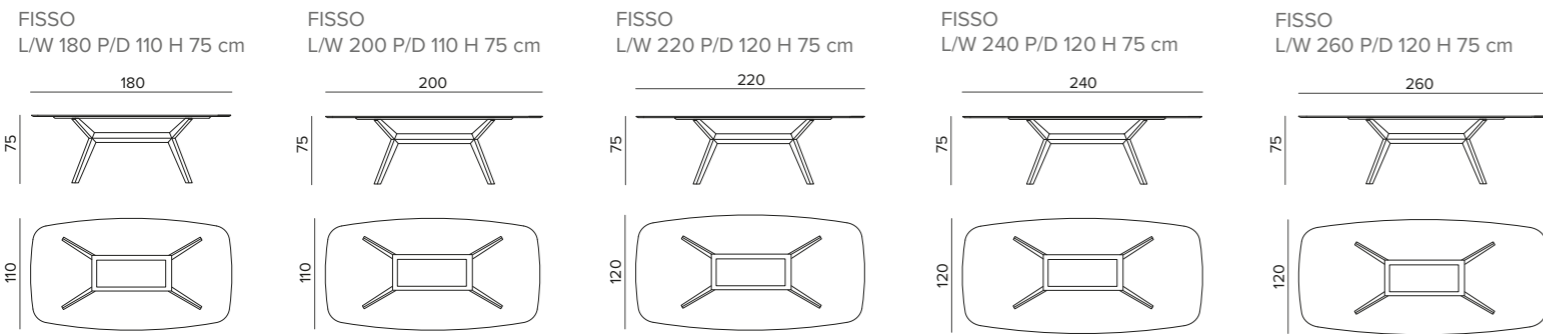


# Avalon




## TOP FINITURA MATERICO PORO APERTO E LACCATI OPACHI / TEXTURED, OPEN-PORE AND MATT LACQUER FINISHES FOR TOPS



## TOP GRES / STONEWARE TOP



## FINITURE TOP / TOP FINISHES



## FINITURE STRUTTURA / STRUCTURE FINISHES



# BRIGITTE

Il tavolo è un'opera di design: la forma rotonda lo rende accogliente, il basamento in metallo dona leggerezza e modernità, il top proposto in varie finiture e grafiche lo trasforma in un arredo ideale per dare estro all'ambiente.

This table is a work of design: its round shape makes it welcoming, the metal base adds lightness and modernity, the top, proposed in various finishes and graphics, transforms the table into an ideal piece of furniture for adding flair to rooms.



Tavolo Brigitte piano e base laccato opaco mirto 165. Ø 120 H 75 cm

Betty sedia / Raster vani a giorno

Brigitte table with matt myrtle 165 lacquered top and base. Ø H 120 cm

Betty chair / Raster open shelf unit

## Brigitte

Tavolo Brigitte piano materico  
rovere carbone e base laccato  
opaco antracite 160.  
Ø 120 H 75 cm

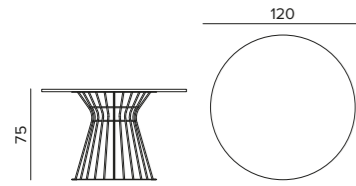
Skinny sedia

Brigitte table with textured coal  
oak top and matt anthracite 160  
lacquered base. Ø 120 H 75 cm

Skinny chair



Ø 120 H 75 CM




FINITURE STRUTTURA / STRUCTURE FINISHES

MT 1/ONE



**MT NAM**  
Noce ambra  
Amber walnut



**MT CNV**  
Canvas

MT PREMIUM MATERICO OPACO - MATT TEXTURED



**MT OC BG**  
Bianco gesso  
Chalk white



**MT OC MP**  
Madreperla  
Mother of pearl



**MT OC ARN**  
Arena



**MT OC BA**  
Basalto  
Basalt




**MT OC AN**  
Antracite  
Anthracite

MT PREMIUM MATERICO ESSENZA - TEXTURED WOOD



**MT RSB**  
Rovere sabbia  
Sand oak



**MT RMK**  
Rovere moka  
Mocha oak



**MT RC**  
Rovere carbone  
Coal oak



**MT RT**  
Rovere termocotto  
Heat-treated oak



**MT FO**  
Frassino oriente  
Eastern ash



**MT RNC**  
Nodato chiaro  
Light knotted



**MT RNS**  
Nodato scuro  
Dark knotted




**MT RNN**  
Rovere nodato naturale  
Natural oak knotted

MT PREMIUM MATERICO NODATO - KNOTTED TEXTURED

MT PREMIUM MATERICO CEMENTO - TEXTURED CEMENT



**MT CC**  
Cemento chiaro  
Light cement




**MT CV**  
Cemento cava  
Cava cement



**MT CS**  
Cemento scuro  
Dark cement

MT SPECIAL MATERICO - TEXTURED



**MT PSC**  
Piasentina chiara  
Light piasentina



**MT PSS**  
Piasentina scura  
Dark piasentina



**MT GR**  
Graniglia  
Gravel grey

LACCATI PORO APERTO  
LACQUERS OPEN PORE



**PA**  
Laccati poro aperto (vedi pag. 436)  
Open-pore lacquers (see page 436)

LACCATI  
LACQUERS



**OC - LC**  
Colori laccati opachi e lucidi a campionario (vedi pag. 436)  
Choice of matt and gloss lacquer colours from our range (see page 436)

FINITURE STRUTTURA / STRUCTURE FINISHES

DI SERIE - STANDARD



**Antracite 160**  
Anthracite 160


LACCATI OPACHI  
MATT LACQUERS




**OC**  
Colori laccati opachi campionario (vedi pag. 436)  
Choice of matt lacquer colours from our range (see page 436)




302



303



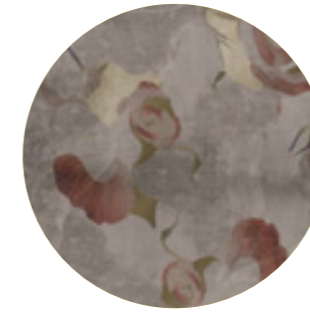
315



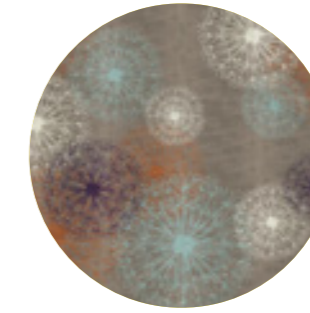
350



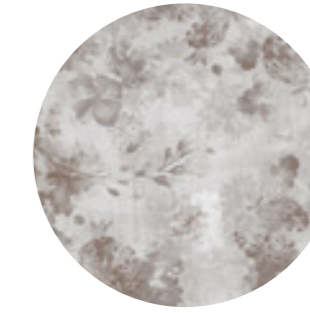
3001



3002




3003



3004



3005



3007



3008



3009



3010



3011



3012



3013


GRAFICHE PIANO  
ROVERE SABBIA /  
GRAPHICS FOR  
SAND OAK TOP



3101W



3102W



3104W



# DOPPIO PASSO

Linee pulite, geometrie marcate e gambe di forte spessore caratterizzano il tavolo rettangolare allungabile. Grazie alle due allunghe disponibili, raddoppiano lo spazio, lo stile e la convivialità.

Clean lines, marked geometries and very thick legs characterise this extendable rectangular table. Space, style and conviviality all double thanks to the two available leaves.

Tavolo allungabile Doppio Passo piano e base in materico noce ambra.  
L 170 (215/260) P 100 H 75 cm

Betty sedia

Doppio Passo extendable table with a textured amber walnut top and base.  
W 170 (215/ 260) D 100 H 75 cm

Betty chair



Doppio passo

Tavolo allungabile Doppio Passo  
piano e base materico rovere sabbia.  
L 170 (215/260) P 100 H 75 cm

Doppio Passo extendable table with  
textured sand oak top and base.  
W 170 (215/ 260) D 100 H 75 cm

Diagonal madia / Skinny sedia  
Ring Mensole / Ethnic tappeto

Diagonal sideboard / Skinny chair  
Ring shelves / Ethnic rug



Doppio passo



Tavolo Doppio Passo chiuso / Shut Doppio Passo table



Tavolo Doppio Passo con una allunga / Doppio Passo table with one extension

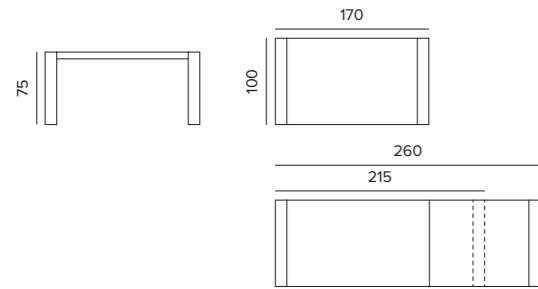


Tavolo Doppio Passo con due allunghe / Doppio Passo table with two extensions



## Doppio passo

L /W170 (215-260) P/D 100 H 75 CM



### FINITURE STRUTTURA E TOP / TOP AND STRUCTURE FINISHES

#### MT 1/ONE



**MT NAM**  
Noce ambra  
Amber walnut



**MT CNV**  
Canvas

#### MT PREMIUM MATERICO NODATO - KNOTTED TEXTURED



**MT RNC**  
Nodato chiaro  
Light knotted




**MT RNS**  
Nodato scuro  
Dark knotted




**MT RNN**  
Rovere nodato naturale  
Natural oak knotted


#### MT PREMIUM MATERICO ESSENZA - TEXTURED WOOD



**MT RSB**  
Rovere sabbia  
Sand oak



**MT RMK**  
Rovere moka  
Mocha oak



**MT RC**  
Rovere carbone  
Coal oak



**MT RT**  
Rovere termocotto  
Heat-treated oak




**MT FO**  
Frassino orientale  
Eastern ash


#### MT PREMIUM MATERICO CEMENTO - TEXTURED CEMENT



**MT CC**  
Cemento chiaro  
Light cement




**MT CV**  
Cemento cava  
Cava cement



**MT CS**  
Cemento scuro  
Dark cement

#### MT SPECIAL MATERICO - TEXTURED



**MT PSC**  
Piasentina chiara  
Light piasentina



**MT PSS**  
Piasentina scura  
Dark piasentina

#### LACCATI PORO APERTO LACQUERS OPEN PORE



**PA**  
Laccati poro aperto (vedi pag. 436)  
Open-pore lacquers (see page 436)

Tavolo Doppio Passo struttura materico  
rovere moka.  
L 170 (215/260) P 100 H 75 cm

Doppio Passo table with a textured mocha  
oak frame.  
W 170 (215/260) D 100 H 75 cm



# INFINITY

Un tavolo che offre infinite possibilità di arredo e di personalizzazione: fisso per chi ha le idee chiare, allungabile per spazi in movimento oppure su misura per ambienti fuori dagli schemi.

A table that offers infinite furnishing and customisation possibilities: fixed for those who have clear ideas, extendable for spaces that move, or made-to-measure for rooms that are outside the box.

Tavolo Infinity fisso piano materico rovere  
moka, struttura laccato arena 178.  
L 140 P 140 H 75 cm

Sedia York /  
Wallpaper WPT552

Infinity fixed table with a textured mocha  
oak top and an arena 178 lacquered  
frame.  
W 140 D 140 H 75 cm

York chair /  
Wallpaper WPT552



## Infinity

Tavolo allungabile Infinity  
piano materico rovere sabbia  
e base laccato opaco bromo 176.  
L 220 P 110 H 75 cm

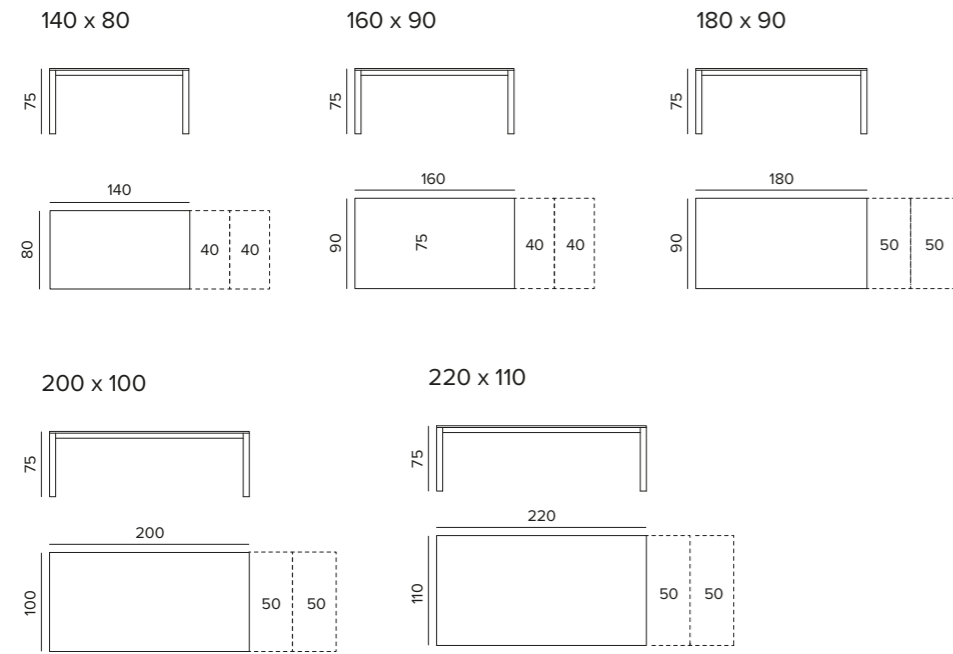
Fly sedia

Infinity extendable table with a  
textured sand oak top and a matt  
bromite 176 lacquered base.  
W 220 D 110 H 75 cm

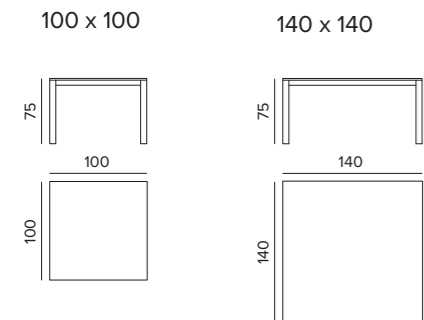
Fly chair



## RETTANGOLARE ALLUNGABILE E FISSO / EXTENDING AND FIXED RECTANGULAR



## QUADRATO FISSO / FIXED SQUARE


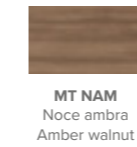


## RETTANGOLARE A MISURA / RECTANGULAR TO SIZE


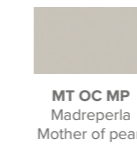
P/D 90/100/110  
 L/W 130 ÷ 170 (2 PROLUNGHE / EXTENSIONS DA 40)  
 L/W 171 ÷ 190 (2 PROLUNGHE / EXTENSIONS DA 50)  
 L/W 191 ÷ 220 (2 PROLUNGHE / EXTENSIONS DA 50)  
 L/W 221 ÷ 250 (2 PROLUNGHE / EXTENSIONS DA 50)  
 L/W 251 ÷ 275 (2 PROLUNGHE / EXTENSIONS DA 50)

## FINITURE TOP / TOP FINISHES

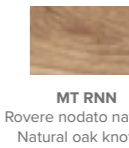



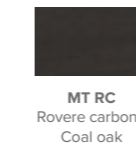
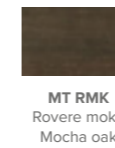

### MT 1/ONE



### MT PREMIUM MATERICO OPACO - MATT TEXTURED

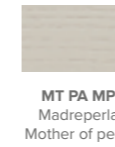


### MT PREMIUM MATERICO ESSENZA - TEXTURED WOOD





### MT PREMIUM MATERICO NODATO - KNOTTED TEXTURED


### MT PREMIUM MATERICO PORO APERTO - OPEN PORE TEXTURED



### MT PREMIUM MATERICO CEMENTO - TEXTURED CEMENT



### MT SPECIAL MATERICO - TEXTURED



## FINITURE STRUTTURA / STRUCTURE FINISHES

### DI SERIE - STANDARD



### LACCATI PORO APERTO LACQUERS OPEN PORE



**PA**  
Laccati poro aperto (vedi pag. 436)  
Open-pore lacquers (see page 436)

### LACCATI OPACHI MATT LACQUERS



**OC**  
Colori laccati opachi a campionario (vedi pag. 436)  
Choice of matt lacquer colours from our range (see page 436)

# TUDOR

Fisso o allungabile, il tavolo è una vera opera di architettura formata da un top in legno di forte spessore e da un gioco di gambe incrociate con particolari colorati. Le gambe in vetro cambiano forma, ma mantengono lo stile.

Fixed or extendable, this table is a true architectural work with a very thick wooden top and coloured legs that cross to form an X. The glass legs change shape, but maintain the style of the table.

Tavolo Tudor piano rovere naturale scortecciato, struttura metallo antracite 160 e metallo bianco gesso 121. L 300 P 110 H 74 cm

Betty sedie / Light spot tappeto

Tudor table with a stripped natural oak top and an anthracite 160 metal and chalk white 121 metal frame. W 300 D 110 H 74 cm

Betty chairs / Light spot rug





## Tudor



Tavolo Tudor chiuso / Shut Tudor table



Tavolo Tudor con una allunga / Tudor table with one extension

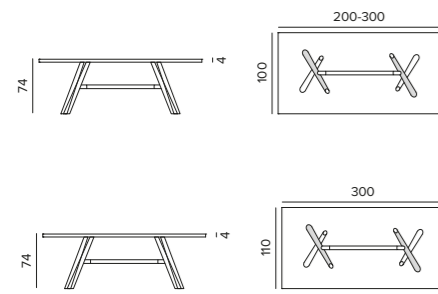


Tavolo Tudor con due allunghe / Tudor table with two extensions

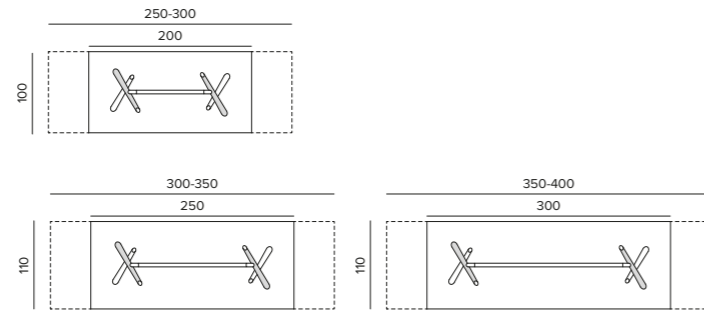


# Tudor

## FISSO / FIXED



## ALLUNGABILE / EXTENDING



## FINITURE TOP / TOP FINISHES

### LEGNO - WOOD



Rovere naturale  
scortecciato  
Stripped natural  
oak

## FINITURE STRUCTURE / STRUCTURE FINISHES

### DI SERIE - STANDARD




**Anthracite 160**  
Anthracite 160

### LACCATI OPACHI MATT LACQUERS



**OC**  
Colori laccati opachi a campionario (vedi pag. 436)  
Choice of matt lacquer colours from our range (see page 436)

### VETRO - GLASS



Vetro 612  
Glass 612



La base del tavolo Tudor  
è disponibile in metallo  
laccato oppure in vetro.

The Tudor table base  
comes in lacquered  
metal or glass.





## SEDIE\_CHAIRS

Le sedute rendono confortevole e accogliente la vita quotidiana. In ogni stanza della casa, dal living alla camera da letto, stand-alone o in gruppo, le sedie sono funzionali ma anche estremamente decorative.

Chairs add a touch of welcoming comfort to everyday life. In every corner of the home, from the living room to the bedroom, alone or in groups, chairs make a functional and, at the same time, extremely decorative feature.



Fly p. 206



Skinny p. 208



Hood p. 198



Adele p. 200



York p. 210



Tiffany p. 212



Atlas p. 202



Betty p. 204



Tiffany gonna p. 214



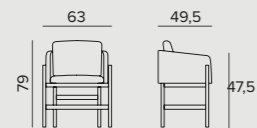
Bea p. 216

# HOOD

Una sedia sembra quasi una poltroncina: schienale e braccioli imbottiti formano un tutt'uno e il cuscino aggiunge ulteriore comfort. Per esaltare la comodità attorno ad un tavolo o per creare un angolo lettura in piena regola.

A chair that almost seems to be an armchair: padded backrest and armrests create a whole and the cushion adds further comfort. To exalt the comfort around a table, or for creating a true reading nook.

L/W 63 P/D 49,5 H 47,5/79 cm




## FINITURE STRUTTURA / FRAME FINISHES


LEGNO - WOOD



**LGN RSB**  
Rovere sabbia  
Sand oak



**LGN RMK**  
Rovere mocha  
Mocha oak



**LGN RC**  
Rovere carbone  
Coal oak

## RIVESTIMENTO / COVERING

Tessuti del campionario.  
Our range of fabrics.

Sedie Hood struttura legno rovere  
moka, rivestimento cat. A boston ash.  
L 63 P 49,5 H 79 cm

Hood chairs with a mocha oak wood frame  
upholstered with cat. A boston ash fabric.  
W 63 D 49.5 H 79 cm

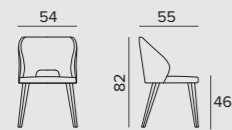


# ADELE

Una sedia che ama farsi notare per la sua spiccata personalità: le gambe posteriori inclinate, lo schienale con i lati ripiegati e svasati, i rivestimenti pregiati. Per la casa o per il contract, il design è sempre una scelta di stile.

A chair with a strong personality that loves drawing attention to itself: its sloping back legs, its backrest with round, flared sides, its prestigious upholstery. No matter whether furniture for homes or contract furniture, design is always a style choice.

L/W 54 P/D 55 H 46/82 cm




## FINITURE STRUTTURA / FRAME FINISHES

### LEGNO - WOOD



**LGN RSB**  
Rovere sabbia  
Sand oak




**LGN RMK**  
Rovere moka  
Mocha oak



**LGN RC**  
Rovere carbone  
Coal oak

### LACCATI OPACHI MATT LACQUERS



**OC**  
Colori laccati opachi a campionario (vedi pag. 436)  
Choice of matt lacquer colours from our range (see page 436)

## RIVESTIMENTO / COVERING

Econabuk, ecopelle,  
ecopelle vintage o pelle.  
Eco-nubuck, eco-leather, vintage  
eco-leather and leather upholstery.

Sedie Adele struttura rovere carbone,  
rivestimento cat. B ecopelle extrema 20.  
L 54 P 55 H 82 cm

Adele chairs with a coal oak frame upholstered  
with cat. B extrema 20 eco-leather.  
W 54 D 55 H 82 cm

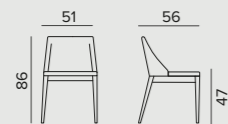


# ATLAS

Una sedia rigorosa e squadrata a prima vista, che però si dimostra accogliente in ogni situazione. Lo schienale si ripiega leggermente verso l'interno per avvolgere il corpo e il taglio obliquo riprende l'inclinazione delle gambe posteriori per accentuare il design.

A chair that seems to be square and austere at first sight, but which is welcoming in every situation. The backrest curves slightly inwards to hug the body, mirroring the angled back legs to accentuate the design.

L/W 51 P/D 56 H 47/86 cm



## FINITURE STRUTTURA / FRAME FINISHES


### LEGNO - WOOD



**LGN RSB**  
Rovere sabbia  
Sand oak




**LGN RMK**  
Rovere moka  
Mocha oak



**LGN RC**  
Rovere carbone  
Coal oak

### LACCATI PORO APERTO LACQUERS OPEN PORE



**PA**  
Laccati poro aperto (vedi pag. 436)  
Open-pore lacquers (see page 436)

## RIVESTIMENTO / COVERING

Tessuti del campionario.  
Our range of fabrics.

Sedie Atlas struttura laccato poro aperto  
antracite 260, rivestimento cat. A  
rinnova 44.  
L 51 P 56 H 47/86 cm

Atlas chairs with an open-pore anthracite  
260 lacquered frame and cat. A  
rinnova 44 upholstery.  
W 51 P 56 H 47/86 cm

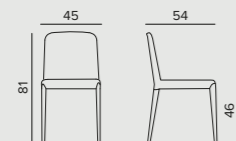


# BETTY

Una sedia morbida dalle linee avvolgenti che invita alla convivialità. Completamente rivestita in econabuk, ecopelle o pelle, è perfetta per arredare con classe ed eleganza abbinandosi a qualsiasi stile d'arredo.

A soft chair with embracing lines that invite conviviality. Fully upholstered in eco-nubuck, eco-leather or leather, this chair is perfect for furnishing with class and elegance. It goes perfectly with any furnishing style.

L/W 45 P/D 54 H 46/81



## RIVESTIMENTO / COVERING

Econabuk, ecopelle, ecopelle vintage o pelle.  
Eco-nubuck, eco-leather, vintage eco-leather and leather upholstery.



Sedie Betty  
01. rivestimento cat. B ecopelle vintage 1015  
02. rivestimento cat. B ecopelle vintage 102  
03. rivestimento cat. B ecopelle extrema 34  
L 45 P 54 H 81 cm

Betty chairs  
01. cat. B vintage 1015 eco-leather upholstery  
02. cat. B vintage 102 eco-leather upholstery  
03. cat. B extrema 34 eco-leather upholstery  
W 45 D 54 H 81 cm

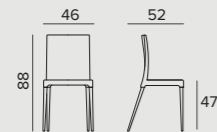


# FLY

Una silhouette slanciata per una sedia estremamente elegante, nel design e nel portamento: grazie alle gambe inclinate e allo schienale curvato si muove agevolmente all'interno di qualsiasi spazio con classe.


A sleek silhouette for a chair whose design is extremely elegant: thanks to the angled legs and the curved backrest, it moves easily in any space with class.

L/W 46 P/D 52 H 47/88 cm




## FINITURE STRUTTURA / FRAME FINISHES


### LEGNO - WOOD



**LGN RSB**  
Rovere sabbia  
Sand oak




**LGN RMK**  
Rovere moka  
Mocha oak



**LGN RC**  
Rovere carbone  
Coal oak

### LACCATI OPACHI MATT LACQUERS



**OC**  
Colori laccati opachi a campionario (vedi pag. 436)  
Choice of matt lacquer colours from our range (see page 436)

## RIVESTIMENTO / COVERING

Econabuk, ecopelle,  
ecopelle vintage o pelle.  
Eco-nubuck, eco-leather, vintage  
eco-leather and leather upholstery.

Sedie Fly struttura rovere moka,  
rivestimento cat. B ecopelle extrema  
castoro 34.  
L 46 P 52 H 88 cm

Fly chairs with mocha oak frame upholstered  
with cat. B extrema castoro 34 eco-leather.  
W 46 D 52 H 88 cm

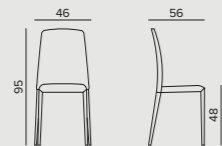


# SKINNY

Una sedia senza tempo, esile nella forma e leggera nella sostanza. Lo schienale alto e leggermente curvato assicura un comodo appoggio e i rivestimenti in econabuk, ecopelle o pelle si adattano sia ad ambienti classici, sia moderni.

A timeless chair with a light, slender form. The high, slightly curved backrest guarantees comfortable support and the eco-nubuck, eco-leather or leather upholstery is perfect for both classic and modern rooms.

L/W 46 P/D 56 H 48/95



## RIVESTIMENTO / COVERING

Econabuk, ecopelle, ecopelle vintage o pelle.  
Eco-nubuck, eco-leather, vintage eco-leather and leather upholstery.



Sedia Skinny  
01. cat. B ecopelle vintage 107.  
02. cat. B econabuk 12.  
L 46 P 56 H 95 cm

Wallpaper WPT171

Skinny chair  
01. cat. B vintage 107 eco-leather.  
02. cat. B eco-nubuck 12.  
L 46 D 56 H 95 cm

Wallpaper WPT171

02.

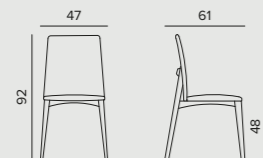
01.

# YORK

Una sedia dal design ricercato, in cui la struttura in legno sostiene lo schienale imbottito in diverse finiture e ne caratterizza lo stile. La scelta ideale per portare un tocco di classe attorno ad un tavolo e personalizzare l'ambiente.


A chair with a refined design whose wooden frame characterises its style while supporting the backrest, which can be upholstered in different coverings. The perfect choice for adding a touch of class around a table and personalising a room.

L/W 47 P/D 61 H 48/92 cm




## FINITURE STRUTTURA / FRAME FINISHES


### LEGNO - WOOD



**LGN RSB**  
Rovere sabbia  
Sand oak




**LGN RMK**  
Rovere moka  
Mocha oak



**LGN RC**  
Rovere carbone  
Coal oak

### LACCATI PORO APERTO LACQUERS OPEN PORE



**PA**  
Laccati poro aperto (vedi pag. 436)  
Open-pore lacquers (see page 436)

## RIVESTIMENTO / COVERING

Econabuk, ecopelle, ecopelle vintage o pelle. Eco-nubuck, eco-leather, vintage eco-leather and leather upholstery.

Sedia York struttura legno rovere moka, rivestimento cat. B ecopelle vintage 106. L 47 P 61 H 92 cm

York chair with mocha oak wood frame upholstered with cat. B vintage 106 eco-leather. W 47 D 61 H 92 cm

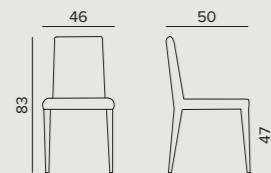


# TIFFANY

Una sedia dal design sempre attuale, caratterizzata dalla leggera curvatura dello schienale e delle gambe posteriori. Elegante e versatile, assicura una seduta comoda ed ergonomica, perfetta per lunghi pranzi in compagnia.


A chair with a contemporary design, characterised by a backrest and back legs that are slightly curved. Elegant and versatile, it guarantees comfort and ergonomics when seated, perfect for long lunches.

L/W 46 P/D 50 H 47/83 cm



## FINITURE STRUTTURA / FRAME FINISHES

LACCATI PORO APERTO  
LACQUERS OPEN PORE



PA  
Laccati poro aperto (vedi pag. 436)  
Open-pore lacquers (see page 436)

## RIVESTIMENTO / COVERING

Tessuti del campionario.  
Our range of fabrics.

Sedie Tiffany  
01. struttura laccato poro aperto  
antracite 260, rivestimento  
cat. B econabuck 13.  
L 46 P 50 H 83 cm

02. struttura laccato poro aperto  
antracite 260, rivestimento  
cat. B ecopelle vintage 1009.  
L 46 P 50 H 83 cm

Tiffany chairs  
01. open-pore anthracite 260  
lacquered frame upholstered with  
cat. B eco-nubuck 13.  
W 46 P 50 H 83 cm

02. open-pore anthracite 260  
lacquered frame upholstered with  
cat. B vintage 1009 eco-leather.  
W 46 P 50 H 83 cm



01.

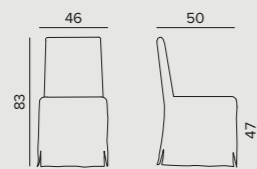
02.

# TIFFANY GONNA

Una sedia imbottita caratterizzata dal rivestimento in tessuto che, come un abito elegante, scende lungo fino a terra. Lo schienale alto slancia il design e l'ampia scelta dei tessuti permette di adattare lo stile all'ambiente e alle occasioni.

A chair with fabric upholstery which, like an elegant gown, descends to the floor. The high backrest emphasises the design, and the wide choice of fabrics means the style can be adapted to the room and the occasion.

L/W 46 P/D 50 H 47/83 cm



## RIVESTIMENTO / COVERING

Tessuti del campionario.  
Our range of fabrics.

Non disponibile in ecopelle,  
econabuk e pelle.  
Not available in eco-leather,  
eco-nubuck or leather.



Sedia Tiffany Gonna in vari colori e tessuti.  
L 46 P 50 H 83 cm

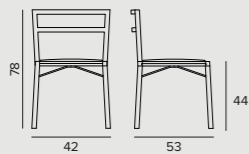
Tiffany Gonna chairs in various colours and fabrics.  
W 46 D 50 H 83 cm

# BEA

Una sedia in legno dal design tradizionale che, grazie al suo spirito di adattamento e alle geometrie marcate, arreda sia ambienti moderni sia contesti in stile shabby chic o retrò. Bella in casa, ma anche per progetti contract.

A wooden chair with a traditional design which, thanks to its spirit of adaptation and strong geometries, furnishes both modern rooms and shabby chic or retrò contexts. Beautiful in homes, but also for contract furnishing.

L/W 42 P/D 53 H 44/78 cm



## FINITURE STRUTTURA / STRUCTUREFINISHES


### LEGNO - WOOD



**LGN RSB**  
Rovere sabbia  
Sand oak




**LGN RMK**  
Rovere moka  
Mocha oak



**LGN RC**  
Rovere carbone  
Coal oak

### LACCATI PORO APERTO LACQUERS OPEN PORE



**PA**  
Laccati poro aperto (vedi pag. 436)  
Open-pore lacquers (see page 436)



Sedie Bea struttura legno rovere moka.  
L 42 P 53 H 78/44 cm

Bea chairs with a mocha oak wood frame.  
W 42 D 53 H 78/44 cm



## POLTRONE & POUF\_ ARMCHAIRS & POUFS

Lasciarsi avvolgere dal design per sprofondare nella comodità: poltrone e pouf creano piccole oasi di benessere e angoli di assoluto relax all'interno di ogni stanza.

Sink into the embrace of design at its comfortable best: armchairs, poufs and floor cushions create little havens of wellbeing and chill-out corners in each room for switching off and unwinding.

POLTRONE & POUF / ARMCHAIRS & OTTOMANS



Hood p. 222



Barrique p. 224



Linda p. 236



Cookie p. 238



Loft p. 226



Flower p. 230



Guccino p. 240



Giglio p. 242



Soft p. 232



Vanessa p. 234



Comodo p. 244

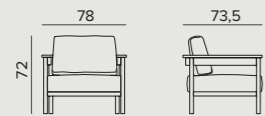


# HOOD

Come in un abbraccio, la struttura in legno racchiude due ampi e morbidi cuscini, uno per la seduta e uno per lo schienale. Con la sua solida e ferma presenza, la poltrona è perfetta per offrire intensi momenti di relax.


Just like in a hug, the wooden structure of this armchair embraces two big, soft cushions, one for sitting on and the other for your back. With its solid, firm presence, it is perfect for offering intense moments of relaxation.

L/W 78 P/D 73,5 H 53,5/72 cm




## FINITURE STRUTTURA / FRAME FINISHES


LEGNO - WOOD



**LGN RSB**  
Rovere sabbia  
Sand oak



**LGN RMK**  
Rovere moka  
Mocha oak



**LGN RC**  
Rovere carbone  
Coal oak

## RIVESTIMENTO / COVERING

Tessuti del campionario.  
Our range of fabrics.

Poltrona Hood struttura legno rovere  
carbone, rivestimento cat. C lino froissé 010.  
L 78 P 73,5 H 72 cm

Hood armchair with a coal oak wood frame,  
upholstered with cat. C froissé linen 010 fabric.  
W 78 D 73.5 H 72 cm



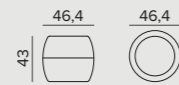
# BARRIQUE

Una forma “a botte” per un arredo in due versioni: senza schienale è un pratico pouf e piano d’appoggio, con lo schienale è una comoda poltroncina. Qualunque sia la sua destinazione d’uso, porta originalità negli ambienti.

A “barrel” shape for two types of furnishing: without backrest, you have a practical pouffe and top, with backrest it becomes a comfortable armchair. No matter where it is used, it brings originality to rooms.

L/W 62 P/D 62 H 70 cm

L/W 46,4 P/D 46,4 H 43 cm



## RIVESTIMENTO / COVERING

Tessuti del campionario.  
Our range of fabrics.

Barrique rivestimento  
cat. B ecopelle extrema 12  
e cat. C linara 04 .

Barrique upholstered  
with cat. B extrema 12  
eco-leather and  
cat. C linara 04.

poltroncina  
L 62 P 62 H 70 cm  
pouf  
L 46,4 P 46,4 H 43 cm

armchair  
W 62 D 62 H 70 cm  
pouf  
W 46.4 D 46.4 H 43 cm

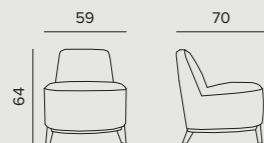


# LOFT

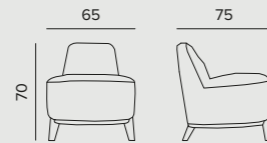
Singolarmente o insieme, la poltrona, la poltroncina e il divanetto dalle dimensioni compatte conquistano per le linee morbide e per il design di ispirazione retrò, esaltato dai piedini obliqui in legno.

Individually or together, small armchairs and 2-seater sofas win because of their soft lines and design of retrò inspiration, exalted by oblique wooden legs.

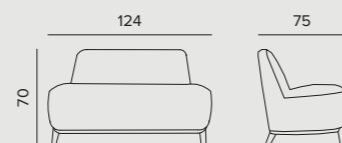
mignon:  
L/W 59 P/D 70 H 64 cm



poltrona / occasional chair:  
L/W 65 P/D 75 H 70 cm




divanetto / sofa:  
L/W 124 P/D 75 H 70 cm




## FINITURE STRUTTURA / FRAME FINISHES


LEGNO - WOOD



**LGN RSB**  
Rovere sabbia  
Sand oak



**LGN RMK**  
Rovere moka  
Mocha oak



**LGN RC**  
Rovere carbone  
Coal oak

## RIVESTIMENTO / COVERING

Tessuti del campionario.  
Our range of fabrics.

Divanetto Loft struttura legno  
rovere moka rivestimento  
cat. B ecopelle vintage 1011.  
L 124 P 75 H 70 cm

Tavolino Caruso

Loft 2-seater sofa with a mocha  
oak wood frame upholstered  
with cat. B vintage 1011 eco-  
leather.  
W 124 D 75 H 70 cm

Caruso coffee table



## Loft

Poltroncina Loft struttura legno rovere  
carbone, rivestimento cat. A boston ash.  
L 59 P 70 H 64 cm

Tavolino Brigitte

Loft armchair with a coal oak wood frame  
upholstered with cat. A boston ash fabric.  
W 59 D 70 H 64 cm

Brigitte coffee table



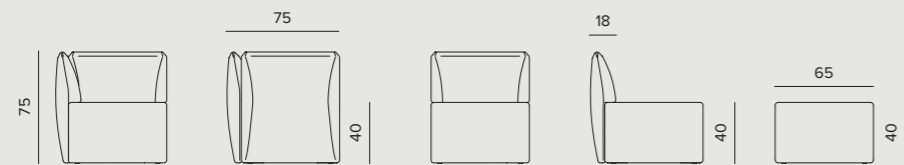
# FLOWER

Una poltrona accogliente e informale, nella forma e nello stile. Grazie ai diversi rivestimenti disponibili e alla possibilità di personalizzare anche la cucitura perimetrale, si possono creare contrasti e abbinamenti unici.

An armchair that is welcoming, informal in both form and style. Thanks to the different upholsteries that are available and the possibility of customising even the piping, you can create unique contrasts and combinations.

poltrona / occasional chair:  
L/W 85 P/D 75 H 75 cm

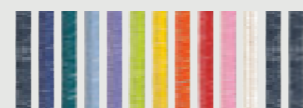
pouff / ottoman:  
L/W 65 P/D 65 H 40 cm



## RIVESTIMENTO / COVERING

Tessuti del campionario.  
Our range of fabrics.

Tagliacuci (escluso per rivestimento in pelle)  
Piping (except for leather upholstery)



Poltrona Flower  
01. cat. C allure unito 99, filo 077.  
02. cat. C lino froissé 019, filo 116.  
L 85 P 75 H 75 cm

Flower armchair  
01. Left: cat. C allure 99 18 blend, yarn 077.  
02. Right: cat. C froissé linen 116, yarn 116.  
W 85 D 75 H 75 cm



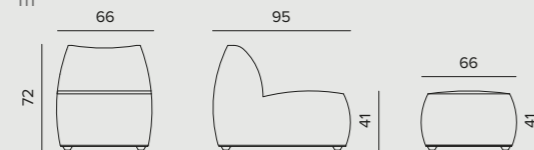
# SOFT

Una poltroncina dal design essenziale e dall'imbottitura generosa che unisce comfort, praticità e stile. Le cuciture perimetrali in rilievo seguono le linee morbide e donano alla seduta un aspetto giovane e alla moda.

An armchair with an essential design and generous upholstery that combines comfort, practicality and style. The top-stitched seams follow the soft lines and give the chair a young, fashionable look.

poltrona / occasional chair:  
L/W 66 P/W 95 H 72

m



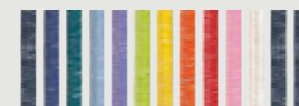
pouff / ottoman:  
L/W 66 P/D 66 H 41 cm



## RIVESTIMENTO / COVERING

Tessuti del campionario.  
Our range of fabrics.

Tagliacuci (escluso per rivestimento in pelle)  
Piping (except for leather upholstery)



Poltroncina Soft  
rivestimento cat. A boston mouse.  
L 66 P 95 H 72 cm

Tavolino Joy

Soft armchair  
cat. A boston mouse upholstery  
W 66 D 95 H 72 cm

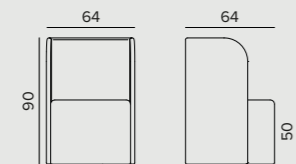
Joy coffee table

# VANESSA

A dettare lo stile della poltrona è soprattutto il design dello schienale alto che avvolge sia la seduta, sia il corpo. Come un abbraccio, le forme accolgono chi si accomoda e scaldano l'ambiente dove viene inserita.

What defines the style of this armchair is, above all, the design of the high backrest which encases the seat and the body. Like an embrace, the forms cocoon whoever sits in the armchair, which warms the surrounding environment.

L/W 64 P/D 64 H 50/90 cm



## RIVESTIMENTO / COVERING

Tessuti del campionario.  
Our range of fabrics.

Poltroncina Vanessa  
cat. C lino froissé 011.  
L 64 P 64 H 90 cm  
Tavolino Caruso

Vanessa armchair  
cat. C froissé linen 011.  
W 64 D 64 H 90 cm  
Caruso coffee table

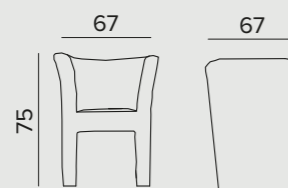


# LINDA

Una poltroncina compatta dal design evergreen e dalle linee arrotondate che diventa una scelta versatile: perfetta per i momenti di relax o di conversazione, adatta sia a contesti domestici che ad ambiti contract.

A compact, timeless armchair with rounded lines that becomes a versatile choice: perfect when relaxing or conversing, suitable for home furniture and contract furniture.

L/W 67 P/D 67 H 75 cm



## RIVESTIMENTO / COVERING

Ecopelle, ecopelle vintage  
Eco-leather, vintage eco-leather. upholstery.



Poltroncina Linda  
cat. B ecopelle extrema  
castoro 34.  
L 67 P 67 H 75 cm

Tavolino Brigitte

Linda armchair  
cat. B extrema castoro 34  
eco-leather.  
W 67 D 67 H 75 cm

Brigitte coffee table

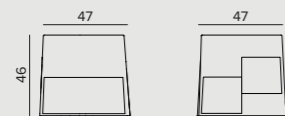


# COOKIE

Un'originale seduta, un comodo poggiatesta che prolunga il comfort del divano, un pratico piano d'appoggio per avere riviste e libri a portata di mano o addirittura un insolito tavolino: il pouf si adatta a tutte le situazioni.

An original chair, a comfortable footrest that extends the comfort of your sofa, a practical surface for keeping magazines and books close at hand or even an unusual table: the pouf adapts to any situation.

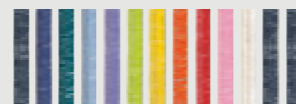
L/W 47 P/D 47 H 46 cm



## RIVESTIMENTO / COVERING

Tessuti del campionario.  
Non disponibile pelle e ecopelle.  
Our range of fabrics.  
Leather and eco-leather coverings  
not available.

Tagliacuci (escluso per rivestimento in pelle)  
Piping (except for leather upholstery)



## Pouff Cookie

- 01. rivestimento cat. C lino froisse 020, filo 0020.
- 02. rivestimento cat. C linara 186, filo 3462.
- 03. rivestimento cat. C lino froisse 029, filo 2831.
- 04. rivestimento cat. C lino froisse 005, filo 0877.
- 05. rivestimento cat. Clino froisse 022, filo 0877.

## Cookie pouf

- 01. cat. C upholstery, froissè linen 020, yarn 0020.
- 02. cat. C upholstery, linara 186, yarn 3462.
- 03. cat. C upholstery, froissè linen 029, yarn 2831.
- 04. cat. C upholstery, froissè linen 005, yarn 0877.
- 05. cat. C upholstery, froissè linen 022, yarn 0877.

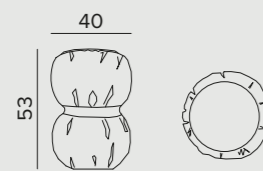


# GUCCINO

Comodino, tavolino o contenitore? Tutto! In camera da letto o in salotto? Ovunque! Un pratico e stiloso complemento d'arredo che si presta a usi diversi a seconda del gusto, dell'immaginazione personale e delle necessità.

Bedside table, coffee table or container? All of them! In the bedroom or the living room? Everywhere! A practical, stylish piece of furniture that can be used according to personal taste, imagination and need.

misure / size Ø 40 H 53 cm



## FINITURA TOP / TOP FINISHES

LACCATI OPACHI  
MATT LACQUERS



OC  
Colori laccati opachi a campionario (vedi pag. 436)  
Choice of matt lacquer colours from our range (see page 436)

## RIVESTIMENTO / COVERING

Tessuti del campionario.  
Our range of fabrics.

Pouf Guccino  
top in laccato opaco  
bordeaux 156,  
rivestimento cat. C  
lino froissé 100.  
Ø 40 H 53 cm

Ethnic tappeto /  
Ciko vani a giorno

Guccino pouf  
matt burgundy 156 lacquered  
top upholstered with cat. C  
froissé linen 100.  
Ø 40 H 53 cm

Ethnic rug /  
Ciko wall unit

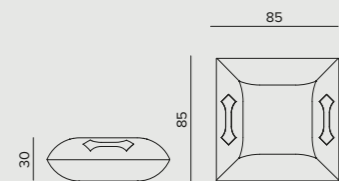


# GIGLIO

Un complemento multifunzione che si presta ad essere utilizzato come poggiatesta, come seduta occasionale o come tavolino. Comodo e versatile, il pouf ha due pratiche maniglie per spostarlo ovunque.

A multipurpose accessory that works perfectly as a footrest, an occasional seat or a coffee table. Comfy and versatile, this pouf has two practical handles for moving it anywhere.

L/W 85 P/D 85 H 30 cm



## RIVESTIMENTO / COVERING

Tessuti del campionario.  
Our range of fabrics.

Inserto e maniglie in ecopelle Vintage  
Vintage eco-leather for handles  
and insert.



Giglio 01.  
cat.b ecopelle vintage 107, cat. B econabuk 12

Giglio 02.  
cat.b ecopelle vintage 106, cat. B econabuk 02

Giglio 03.  
cat.b ecopelle vintage 106, cat. B econabuk 11

Giglio 01.  
cat. b vintage 107 eco-leather, cat. B eco-nubuck 12

Giglio 02.  
cat. b vintage 106 eco-leather, cat. B eco-nubuck 02

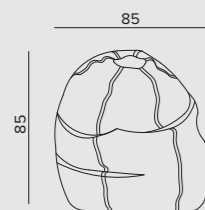
Giglio 03.  
cat. b vintage 106 eco-leather, cat. B eco-nubuck 11

# COMODO

Un pouf a sacco informale, morbido e, lo dice il nome stesso, estremamente comodo. Tinta unita o bicolore, le cuciture verticali ne caratterizzano sempre lo stile, mentre la pratica maniglia permette di spostarlo con estrema facilità.

A soft, informal bag-shaped pouf which, as its name suggests, is extremely comfortable. In one or two colours, the vertical seams always characterise its style, while the practical handle makes it easy to move around.

L 85 P 85 H 85 cm



Comodo 01.  
cat. C lino froissé 123 e 019, filo 877.

Comodo 02.  
cat. C lino froissé 005 e 100, filo 877.

Comodo 03.  
cat. C lino froissé 19, filo 3426.

Comodo 01.  
cat. C froissé linen 123 and 019, yarn 877.

Comodo 02.  
cat. C froissé linen 005 and 100, yarn 877.

Comodo 03.  
cat. C froissé linen 19, yarn 3426.





## TAVOLINI\_COFFEE TABLES

Utili in ogni situazione, perfetti in tutte le stanze, piccoli luoghi di incontro o pratici piani di appoggio, i tavolini sono molto funzionali e affiancano divani, sedute o letti con la varietà delle loro forme.

Handy whatever the situation, perfect in any room, providing a focal point for little get-togethers or practical set-down space, coffee and side tables are highly functional and their myriad shapes make them a perfect companion for sofas, seating or beds.



Atollo p. 250



Joy p. 256



Bloom p. 276



Bite p. 282



Joy Decor p. 260



Joy Wood p. 264



Joy Gres p. 266



Hood p. 284



Caruso p. 286



Joy Plus p. 268



Brigitte p. 272



Eclisse p. 288



33 p. 292

# ATOLLO

Da solo è una piccola isola di stile, insieme ad altri crea un arcipelago di design nella zona living o in camera da letto: il tavolino ha più forme e dimensioni per adattarsi a spazi, esigenze e gusti.

By itself it is just a small style island, when put together with others it creates a design archipelago in the living area or bedroom: this coffee table comes in different shapes and sizes to adapt better to spaces, requirements and tastes.



Tavolino Atollo  
Piano materico alpaca  
e struttura metallo antracite 160.  
Ø 60 H 47 cm

Piano materico rovere carbone  
e struttura metallo antracite 160.  
L 110 P 110 H 32 cm

Atollo coffee table  
Textured alpaca top  
and anthracite 160 metal frame.  
Ø 60 H 47 cm

Textured coal oak top  
and anthracite 160 metal frame.  
W 110 D 110 H 32 cm

## Atollo



1. Tavolino Atollo  
Piano materico rovere moka,  
struttura metallo antracite 160.  
Ø 45 H 47 cm

2. Piano materico opaco arena,  
struttura metallo antracite 160.  
Ø 45 H 47 cm

3. Piano laccato opaco platino 162,  
struttura metallo antracite 160.  
Ø 100 H 32 cm

4. Piano materico piasentina scura,  
struttura metallo antracite 160.  
Ø 60 H 47 cm

1. Atollo coffee table  
Textured mocha oak top, anthracite  
160 metal frame.  
Ø 45 H 47 cm

2. Textured matt arena top, anthracite  
160 metal frame.  
Ø 45 H 47 cm

3. Matt platinum 162 lacquered top,  
anthracite 160 metal frame.  
Ø 100 H 32 cm

4. Textured dark piasentina top,  
anthracite 160 metal frame.  
Ø 60 H 47 cm



02.

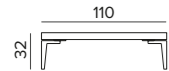
03.

04.

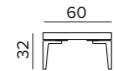


# Atollo

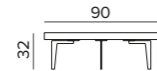
L/W 110 P/D 110 H 32 cm



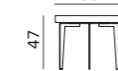
L/W 60 P/D 110 H 32 cm



Ø 90 H 32 cm



Ø 60 H 47 cm



Ø 45 H 47 cm




## FINITURE TOP / TOP FINISHES

### MT 1/ONE



**MT NAM**  
Noce ambrata  
Amber walnut



**MT CNV**  
Canvas



**MT ALP**  
Alpaca

### MT PREMIUM MATERICO - TEXTURE

### MT PREMIUM MATERICO OPACO - MATT TEXTURED



**MT OC BG**  
Bianco gesso  
Chalk white



**MT OC MP**  
Madreperla  
Mother of pearl



**MT OC ARN**  
Arena



**MT OC BA**  
Basalto  
Basalt



**MT OC AN**  
Antracite  
Anthracite

### MT PREMIUM MATERICO ESSENZA - TEXTURED WOOD



**MT RSB**  
Rovere sabbia  
Sand oak



**MT RMK**  
Rovere moka  
Mocha oak



**MT RC**  
Rovere carbone  
Coal oak



**MT RT**  
Rovere termocotto  
Heat-treated oak



**MT FO**  
Frassino orientale  
Eastern ash



**MT RNC**  
Nodato chiaro  
Light knotted



**MT RNS**  
Nodato scuro  
Dark knotted




**MT RNN**  
Rovere nodato naturale  
Natural oak knotted

### MT PREMIUM MATERICO NODATO - KNOTTED TEXTURED

### MT PREMIUM MATERICO PORO APERTO - OPEN PORE TEXTURED



**MT PA BG**  
Bianco gesso  
Chalk white




**MT PA MP**  
Madreperla  
Mother of pearl

### MT PREMIUM MATERICO CEMENTO - TEXTURED CEMENT



**MT CC**  
Cemento chiaro  
Light cement




**MT CV**  
Cemento cava  
Cava cement



**MT CS**  
Cemento scuro  
Dark cement

### MT SPECIAL MATERICO - TEXTURED



**MT PSC**  
Piasentina chiara  
Light piasentina



**MT PSS**  
Piasentina scura  
Dark piasentina



**MT OBR**  
Ossido brunito  
Burnished oxide



**MT PG**  
Paglia Grigio  
Grey straw



**MT PB**  
Paglia Bronzo  
Bronze straw




**MT MB**  
Maya bronze

### LACCATI METALLIZZATI - METALLIC LACQUERED



**OCM 090**  
Bronzo  
Bronze



**OCM 091**  
Ghisa  
Cast iron



**OCM 092**  
Ottone  
Brass

### LACCATI PORO APERTO - LACQUERS OPEN PORE



**PA**  
Laccati poro aperto (vedi pag. 436)  
Open-pore lacquers (see page 436)

### LACCATI OPACHI O LUCIDI - MATT OR LACQUER LACQUERS



**OC - LC**  
Colori laccati opachi e lucidi a campionario (vedi pag. 436)  
Choice of matt and gloss lacquer colours from our range (see page 436)

## FINITURE STRUTTURA / STRUCTURE FINISHES

### DI SERIE - STANDARD



**Antracite 160**  
Anthracite 160

### LACCATI OPACHI - MATT LACQUERS



**OC**  
Colori laccati opachi a campionario (vedi pag. 436)  
Choice of matt lacquer colours from our range (see page 436)

Tavolino Atollo  
Piano laccato opaco basalto 177  
e struttura metallo antracite 160.  
L 110 P 110 H 32 cm

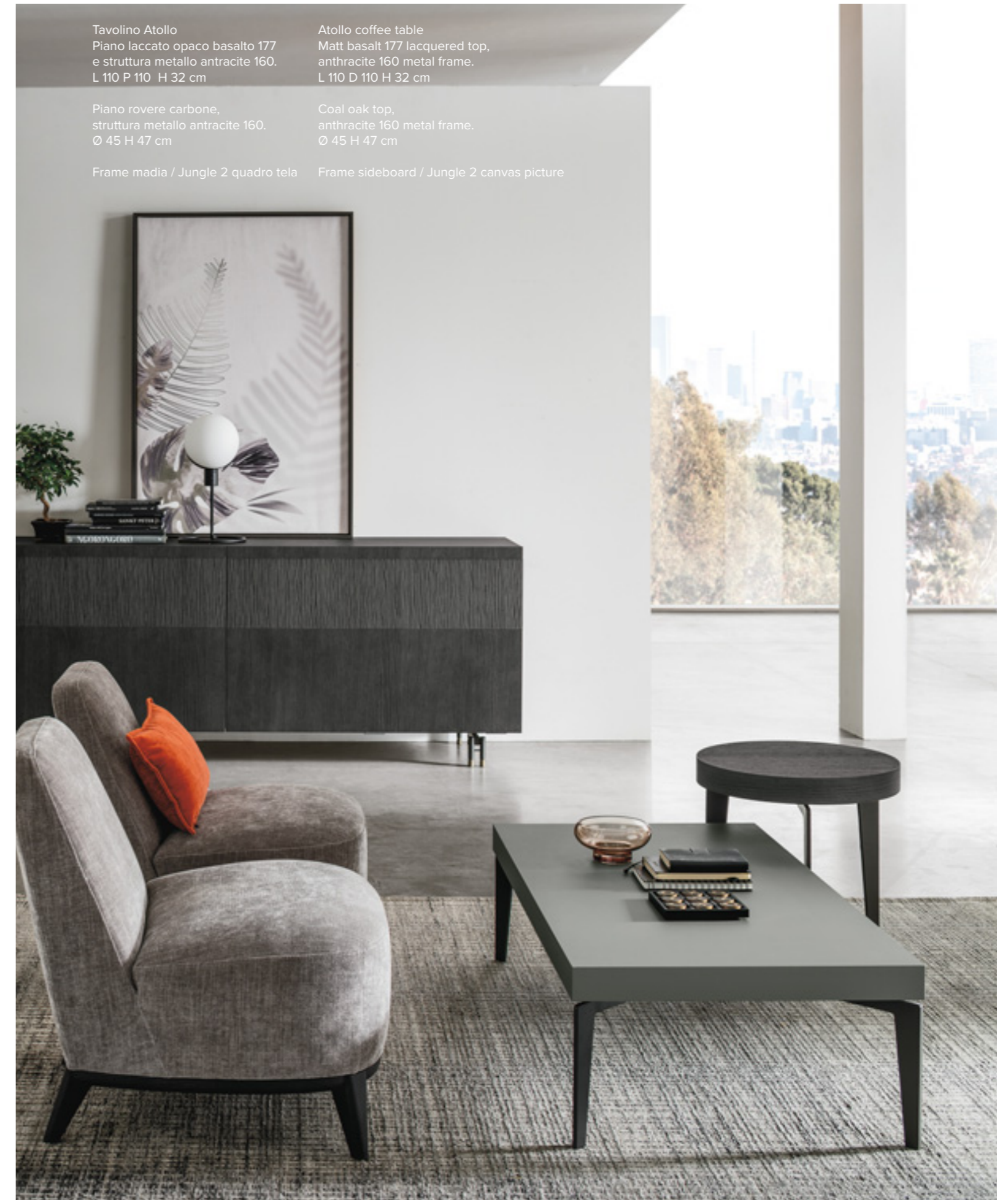
Atollo coffee table  
Matt basalt 177 lacquered top,  
anthracite 160 metal frame.  
L 110 D 110 H 32 cm

Piano rovere carbone,  
struttura metallo antracite 160.  
Ø 45 H 47 cm

Coal oak top,  
anthracite 160 metal frame.  
Ø 45 H 47 cm

Frame madia / Jungle 2 quadro tela

Frame sideboard / Jungle 2 canvas picture



# JOY

Un tavolino rotondo in più misure dal design minimale e geometrico: il piano poggia su una struttura in metallo a tre gambe, che trovano un punto d'incontro al centro della circonferenza.

A round coffee table in different sizes with a minimal, geometric design: the top lies on a metal frame with three legs, which meet in the centre of the circumference.



Tavolino Joy  
01. piano materico cemento chiaro,  
struttura metallo antracite 160.  
Ø 100 H 26 cm

02. piano materico nodato chiaro,  
struttura metallo antracite 160.  
Ø 60 H 39 cm

03. piano materico cemento scuro,  
struttura metallo antracite 160.  
Ø 45 H 47 cm

Shade tappeto

Joy coffee table  
01. textured light cement top,  
anthracite 160 metal frame.  
Ø 100 H 26 cm

02. textured light knotted top,  
anthracite 160 metal frame.  
Ø 60 H 39 cm

03. textured dark cement top,  
anthracite 160 metal frame.  
Ø 45 H 47 cm

Shade rug

01.

02.

03.

# Joy

Ø 45 H 47cm

Ø 60 H 39 cm

Ø 100 H 26 cm



## FINITURE TOP / TOP FINISHES

### MT 1/ONE



**MT NAM**  
Noce ambra  
Amber walnut



**MT CNV**  
Canvas



**MT ALP**  
Alpaca

### MT PREMIUM MATERICO - TEXTURE

### MT PREMIUM MATERICO OPACO - MATT TEXTURED



**MT OC BG**  
Bianco gesso  
Chalk white



**MT OC MP**  
Madreperla  
Mother of pearl



**MT OC ARN**  
Arena



**MT OC BA**  
Basalto  
Basalt



**MT OC AN**  
Antracite  
Anthracite

### MT PREMIUM MATERICO ESSENZA - TEXTURED WOOD



**MT RSB**  
Rovere sabbia  
Sand oak



**MT RMK**  
Rovere moka  
Mocha oak



**MT RC**  
Rovere carbone  
Coal oak



**MT RT**  
Rovere termocotto  
Heat-treated oak



**MT FO**  
Frassino orientale  
Eastern ash



**MT RNC**  
Nodato chiaro  
Light knotted



**MT RNS**  
Nodato scuro  
Dark knotted



**MT RNN**  
Rovere nodato naturale  
Natural oak knotted

### MT PREMIUM MATERICO NODATO - KNOTTED TEXTURED

### MT PREMIUM MATERICO PORO APERTO OPEN PORE TEXTURED



**MT PA BG**  
Bianco gesso  
Chalk white




**MT PA MP**  
Madreperla  
Mother of pearl

### MT PREMIUM MATERICO CEMENTO - TEXTURED CEMENT



**MT CC**  
Cemento chiaro  
Light cement




**MT CV**  
Cemento cava  
Cava cement



**MT CS**  
Cemento scuro  
Dark cement


### MT SPECIAL MATERICO - TEXTURED



**MT INT C**  
Intreccio chiaro  
Light intreccio



**MT INT S**  
Intreccio scuro  
Dark intreccio



**MT PSC**  
Piasentina chiara  
Light piasentina



**MT PSS**  
Piasentina scura  
Dark piasentina



**MT GR**  
Graniglia  
Gravel grey



**MT OBR**  
Ossido brunito  
Burnished oxide



**MT PG**  
Paglia Grigio  
Grey straw



**MT PB**  
Paglia Bronzo  
Bronze straw




**MT MB**  
Maya bronze

### LEGNO - WOOD




**LGN RSB**  
Rovere sabbia  
Sand oak



**LGN RMK**  
Rovere moka  
Mocha oak



**LGN RC**  
Rovere carbone  
Coal oak



**LGN RT**  
Rovere termocotto  
Heat-treated oak

### LACCATI METALLIZZATI - METALLIC LACQUERED



**OCM 090**  
Bronzo  
Bronze



**OCM 091**  
Ghisa  
Cast iron



**OCM 092**  
Ottone  
Brass

### LACCATI PORO APERTO LACQUERS OPEN PORE



**PA**  
Laccati poro aperto (vedi pag. 436)  
Open-pore lacquers (see page 436)

### LACCATI OPACHI O LUCIDI MATT OR GLOSS LACQUERS



**OC - LC**  
Colori laccati opachi e lucidi a campionario (vedi pag. 436)  
Choice of matt and gloss lacquer colours from our range (see page 436)

## FINITURE STRUTTURA / STRUCTURE FINISHES

### DI SERIE - STANDARD



**Antracite 160**  
Anthracite 160

### LACCATI OPACHI MATT LACQUERS



**OC**  
Colori laccati opachi a campionario (vedi pag. 436)  
Choice of matt lacquer colours from our range (see page 436)

## JOY DECOR

Un tavolino in metallo che arreda qualsiasi stanza, anche la camera dei ragazzi, con colore e creatività: tre misure e tante grafiche tra cui scegliere per creare abbinamenti originali tra tavolini e accostamenti originali con l'arredo.

A metal coffee table that furnishes any room, even the kids' bedroom, in a colourful, creative way: three sizes and lots of graphics to choose from to create original table combinations and original matches with the rest of the furniture.

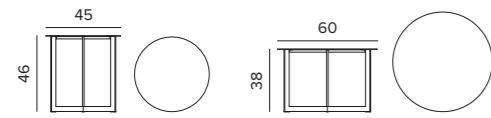


Tavolino Joy Decor struttura disponibile in tutti i colori laccati opachi a campionario. 23 grafiche diverse e creative per il top.

Joy Decor coffee table available in all the matt lacquer colour finishes from our range. 23 different creative graphic designs for the top.

Ø 45 H 46 cm

Ø 60 H 38 cm



FINITURE STRUTTURA / STRUCTURE FINISHES

DI SERIE - STANDARD




Antracite 160  
Anthracite 160

LACCATI OPACHI  
MATT LACQUERS




OC  
Colori laccati opachi a campionario (vedi pag. 436)  
Choice of matt lacquer colours from our range (see page 436)


GRAFICHE TOP / TOP GRAPHIC DESIGNS



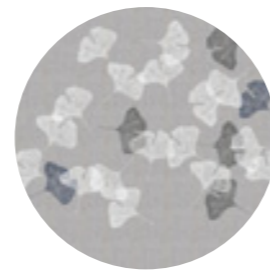
102



103



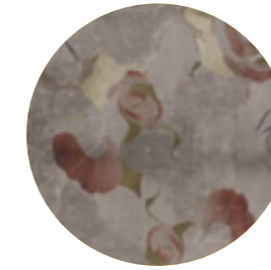
104



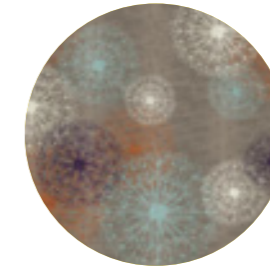
107



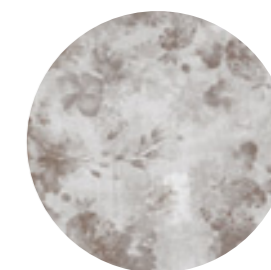
1001



1002




1003




1004




109



111




112



113



1005




1007




1008



1009



138



139



150




1010



1011



1012



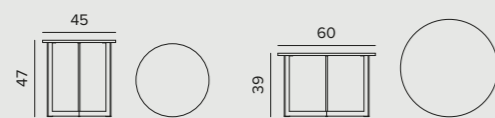
1013

# JOY WOOD

Un tavolino che porta un piccolo pezzo di natura in casa: il piano evoca la bellezza del legno nelle venature e nelle cromie. Bello da vedere e da toccare, rende accogliente un angolo e infonde armonia nell'ambiente.

A coffee table that brings a small piece of nature into your home: the top recalls the beauty of wood, its grains and tones. Lovely to look at and touch, it makes corners comfy and spreads harmony through the room.

Ø 45 H 46 cm      Ø 60 H 38 cm



## FINITURE TOP / TOP FINISHES



Noce Canaletto  
Black walnut  
Ø 45



Rovere  
Oak  
Ø 60

## FINITURE STRUTTURA / BASE FINISHES

### DI SERIE - STANDARD



Antracite 160  
Anthracite 160

### LACCATI OPACHI MATT LACQUERS



OC  
Colori laccati opachi a campionario (vedi pag. 436)  
Choice of matt lacquer colours from our range (see page 436)



Tavolino Joy Wood  
01. piano legno rovere,  
struttura metallo bianco gesso 121.  
Ø 60 H 38 cm

02. piano legno noce canaletto,  
struttura metallo antracite 160.  
Ø 45 H 46 cm

Joy Wood coffee table  
01. oak wood top,  
chalk white 121 metal frame.  
Ø 60 H 38 cm

02. black walnut wood top,  
anthracite 160 metal frame.  
Ø 45 H 46 cm

# JOY GRES

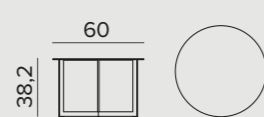
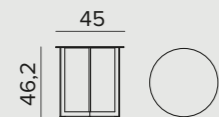
Essenziale nella forma e moderno nella matericità, il tavolino è un'icona d'arredamento al centro del salotto, un pratico piano d'appoggio all'ingresso e un attualissimo complemento accanto al divano o al letto.

An essential form and modern material: this coffee table is a furnishing icon in the middle of your living room, a practical top in halls and a contemporary accessory next to a sofa or bed.

Ø 45 H 46,2 cm


Ø 60 H 38,2 cm

Ø 100 H 25,2 cm




## FINITURE TOP / TOP FINISHES

GRES - STONEWARE




## FINITURE BASE / BASE FINISHES

DI SERIE - STANDARD



Antracite 160  
Anthracite 160

LACCATI OPACHI  
MATT LACQUERS



OC  
Colori laccati opachi a campionario (vedi pag. 436)  
Choice of matt lacquer colours from our range (see page 436)

01. 02. Tavolini Joy Gres piano gres amani 035, struttura metallo antracite 160.  
Ø 45 H 46,2 cm  
Ø 100 H 25,2 cm

03. Tavolini Joy Gres piano calatarao silk 070, struttura metallo antracite 160.  
Ø 60 H 38,2 cm

01. 02. Joy Gres coffee tables with amani 035 stoneware top and anthracite 160 metal frame.  
Ø 45 H 46,2 cm  
Ø 100 H 25,2 cm

03. Joy Gres coffee tables with calatarao silk 070 top and anthracite 160 metal frame.  
Ø 60 H 38,2 cm



# JOY PLUS

Un tavolino di spessore per dare risalto a un angolo lettura, rendere funzionale lo spazio accanto al letto oppure valorizzare il lato del divano. Qualunque sia la sua collocazione, sa farsi notare e apprezzare.

A thick coffee table for emphasising a reading nook, making the space next to a bed functional, or enhancing the side of the sofa. No matter where it is placed, it is always noticed and appreciated.



Tavolini Joy Plus  
01. Piano materico piacentina scura,  
struttura metallo antracite 160.  
Ø 60 H 43,5 cm

02. Piano materico rovere carbone,  
struttura metallo antracite 160.  
Ø 100 H 30,5 cm

03. Piano materico arena,  
struttura metallo antracite 160.  
Ø 45 H 51,5 cm

04. Piano materico rovere sabbia,  
struttura metallo tabasco 171.  
Ø 100 H 30,5 cm

05. Piano materico basalto  
struttura metallo basalto 177.  
Ø 45 H 51,5 cm

Joy Plus coffee tables  
01. Textured dark piacentina top,  
anthracite 160 metal frame.  
Ø 60 H 43.5 cm

02. Textured coal oak top, anthracite  
160 metal frame.  
Ø 100 H 30.5 cm

03. Textured arena top, anthracite 160  
metal frame.  
Ø 45 H 51.5 cm

04. Textured sand oak top, tabasco 171  
metal frame.  
Ø 100 H 30.5 cm

05. Textured basalt top, basalt 177  
metal frame.  
Ø 45 H 51.5 cm

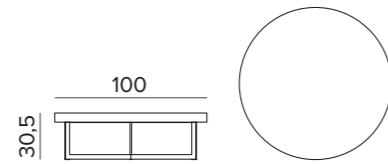
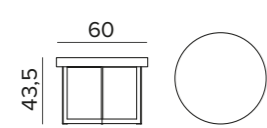
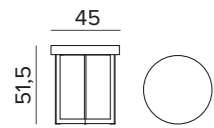


# Joy Plus

Ø 45 H 51,5 cm

Ø 60 H 43,5 cm

Ø 100 H 30,5 cm



## FINITURE TOP / TOP FINISHES

### MT 1/ONE



**MT NAM**  
Noce ambra  
Amber walnut



**MT CNV**  
Canvas



**MT ALP**  
Alpaca

### MT PREMIUM MATERICO - TEXTURE



**MT OC BG**  
Bianco gesso  
Chalk white



**MT OC MP**  
Madreperla  
Mother of pearl



**MT OC ARN**  
Arena



**MT OC BA**  
Basalto  
Basalt



**MT OC AN**  
Antracite  
Anthracite

### MT PREMIUM MATERICO ESSENZA - TEXTURED WOOD




**MT RSB**  
Rovere sabbia  
Sand oak



**MT RMK**  
Rovere moka  
Mocha oak



**MT RC**  
Rovere carbone  
Coal oak



**MT RT**  
Rovere termocotto  
Heat-treated oak



**MT FO**  
Frassino oriente  
Eastern ash



**MT RNC**  
Nodato chiaro  
Light knotted



**MT RNS**  
Nodato scuro  
Dark knotted



**MT RNN**  
Rovere nodato naturale  
Natural oak knotted

### MT PREMIUM MATERICO NODATO - KNOTTED TEXTURED

### MT PREMIUM MATERICO PORO APERTO - OPEN PORE TEXTURED



**MT PA BG**  
Bianco gesso  
Chalk white



**MT PA MP**  
Madreperla  
Mother of pearl

### MT PREMIUM MATERICO CEMENTO - TEXTURED CEMENT



**MT CC**  
Cemento chiaro  
Light cement



**MT CV**  
Cemento cava  
Cava cement



**MT CS**  
Cemento scuro  
Dark cement

### MT SPECIAL MATERICO - TEXTURED



**MT INT C**  
Intreccio chiaro  
Light intreccio



**MT INT S**  
Intreccio scuro  
Dark Intreccio



**MT PSC**  
Piasentina chiara  
Light piasentina



**MT PSS**  
Piasentina scura  
Dark piasentina



**MT GR**  
Graniglia  
Gravel grey



**MT OBR**  
Ossido brunito  
Burnished oxide



**MT PG**  
Paglia Grigio  
Grey straw



**MT PB**  
Paglia Bronzo  
Bronze straw




**MT MB**  
Maya bronze

### LACCATI METALLIZZATI - METALLIC LACQUERED



**OCM 090**  
Bronzo  
Bronze



**OCM 091**  
Ghisa  
Cast iron



**OCM 092**  
Ottone  
Brass

### LACCATI PORO APERTO LACQUERS OPEN PORE



**PA**  
Laccati poro aperto (vedi pag. 436)  
Open-pore lacquers (see page 436)

### LACCATI LACQUERS



**OC - LC**  
Colori laccati opachi e lucidi a campionario (vedi pag. 436)  
Choice of matt and gloss lacquer colours from our range (see page 436)

## FINITURE STRUTTURA / BASE FINISHES

### DI SERIE - STANDARD



**Antracite 160**  
Anthracite 160

### LACCATI OPACHI MATT LACQUERS



**OC**  
Colori laccati opachi a campionario (vedi pag. 436)  
Choice of matt lacquer colours from our range (see page 436)



Tavolino Joy Plus  
piano materico rovere  
sabbia, struttura metallo  
rubino 172.  
Ø 45 H 51,5 cm

Loft poltroncina

Joy Plus coffee table, 6  
mm thick, with textured  
sand oak top and ruby red  
172 metal frame.  
Ø 45 H 51,5 cm

Loft armchair

# BRIGITTE

Una collezione di tavolini caratterizzati da una particolare struttura della base: sottili tubi metallici sostengono il piano rotondo e creano un effetto decorativo attraverso le loro piegature. Un arredo dall'allure boho e d'impatto che può essere inserito davanti o ai lati di grandi sofà.

A collection of coffee tables with a specially structured base: the thin metal rods bend to support the round top and create a decorative effect. A striking piece of furniture with a boho allure that can be placed in front of large sofas or alongside them.

Tavolini Brigitte  
01. Piano materico nodato chiaro,  
struttura metallo bianco gesso 121.  
Ø 45 H 52 cm  
02. Piano materico rovere moka,  
struttura metallo antracite 160.  
Ø 100 H 30 cm  
03. Piano laccato opaco bromo 176,  
struttura metallo antracite 160.  
Ø 45 H 52 cm

Brigitte coffee tables  
01. Textured light knotted top,  
chalk white 121 metal frame.  
Ø 45 H 52 cm  
02. Textured mocha oak top,  
anthracite 160 metal frame.  
Ø 100 H 30 cm  
03. Matt bromite 176 lacquered top,  
anthracite 160 metal frame.  
Ø 45 H 52 cm



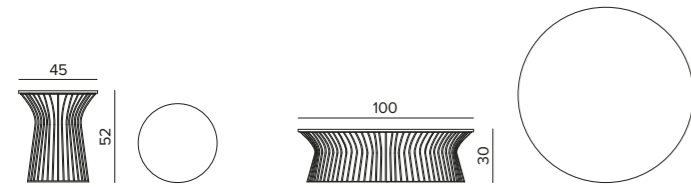
01.

02.

03.

# Brigitte

Ø 45 H 52 cm    Ø 100 H 30 cm



## FINITURE TOP / TOP FINISHES

### MT 1/ONE



**MT NAM**  
Noce ambra  
Amber walnut



**MT CNV**  
Canvas



**MT ALP**  
Alpaca

### MT PREMIUM MATERICO - TEXTURE

### MT PREMIUM MATERICO OPACO - MATT TEXTURED



**MT OC BG**  
Bianco gesso  
Chalk white



**MT OC MP**  
Madreperla  
Mother of pearl



**MT OC ARN**  
Arena



**MT OC BA**  
Basalto  
Basalt



**MT OC AN**  
Antracite  
Anthracite

### MT PREMIUM MATERICO ESSENZA - TEXTURED WOOD



**MT RSB**  
Rovere sabbia  
Sand oak



**MT RMK**  
Rovere moka  
Mocha oak



**MT RC**  
Rovere carbone  
Coal oak



**MT RT**  
Rovere termocotto  
Heat-treated oak



**MT FO**  
Frassino oriente  
Eastern ash



**MT RNC**  
Nodato chiaro  
Light knotted



**MT RNS**  
Nodato scuro  
Dark knotted



**MT RNN**  
Rovere nodato naturale  
Natural oak knotted

### MT PREMIUM MATERICO NODATO - KNOTTED TEXTURED

### MT PREMIUM MATERICO PORO APERTO - OPEN PORE TEXTURED



**MT PA BG**  
Bianco gesso  
Chalk white




**MT PA MP**  
Madreperla  
Mother of pearl

### MT PREMIUM MATERICO CEMENTO - TEXTURED CEMENT



**MT CC**  
Cemento chiaro  
Light cement




**MT CV**  
Cemento cava  
Cava cement



**MT CS**  
Cemento scuro  
Dark cement

### MT SPECIAL MATERICO - TEXTURED



**MT INT C**  
Intreccio chiaro  
Light intreccio



**MT INT S**  
Intreccio scuro  
Dark intreccio



**MT PSC**  
Piasentina chiara  
Light piasentina



**MT PSS**  
Piasentina scura  
Dark piasentina



**MT GR**  
Graniglia  
Gravel grey



**MT OBR**  
Ossido brunito  
Burnished oxide



**MT PG**  
Paglia Grigio  
Grey straw



**MT PB**  
Paglia Bronzo  
Bronze straw



**MT MB**  
Maya bronze

### LACCATI METALLIZZATI - METALLIC LACQUERED



**OCM 090**  
Bronzo  
Bronze



**OCM 091**  
Ghisa  
Cast iron



**OCM 092**  
Ottone  
Brass

### LACCATI LACQUERS



**PA**  
Laccati poro aperto (vedi pag. 436)  
Open-pore lacquers (see page 436)

### LACCATI OPACHI O LUCIDI MATT OR GLOSS LACQUERS



**OC - LC**  
Colori laccati opachi e lucidi a campionario (vedi pag. 436)  
Choice of matt and gloss lacquer colours from our range (see page 436)

## FINITURE STRUTTURA / STRUCTURE FINISHES

### DI SERIE - STANDARD



**Antracite 160**  
Anthracite 160

### LACCATI OPACHI MATT LACQUERS



**OC**  
Colori laccati opachi a campionario (vedi pag. 436)  
Choice of matt lacquer colours from our range (see page 436)



Tavolini Brigitte piano materico rovere carbone, struttura metallo hot 127.

Ø 45 H 52 cm

Brigitte coffee tables with textured coal oak top, hot 127 metal frame.

Ø 45 H 52 cm

# BLOOM

Una collezione di tavolini raffinati ed estremamente eleganti in cui la struttura in legno sostiene e racchiude un piano in vetro trasparente. L'armonia dei materiali e l'equilibrio della loro combinazione dà forma e sostanza a un complemento di charme.

A collection of refined, extremely elegant coffee tables with a wooden frame that supports and encases a transparent glass top. The harmony of the materials and the balance of their combination give shape and substance to a charming accessory.

Legno rovere carbone  
e vetro trasparente.

Legno rovere carbone  
e vetro trasparente.

Ø 41 H 62 cm  
Ø 56 H 47 cm

Coal oak wood and  
transparent glass.

Coal oak wood and  
transparent glass.

Ø 41 H 62 cm  
Ø 56 H 47 cm



Bloom

01. Legno rovere carbone e piano in gres abu dhabi silk 071. Ø 56 H 47 cm

02. Legno rovere carbone e piano in gres fokos piombo 033. Ø 56 H 47 cm

03. Legno rovere carbone e piano in gres fokos piombo. Ø 41 H 62 cm

01. Coal oak wood and abu dhabi silk 071 stoneware top. Ø 56 H 47 cm

02. Coal oak wood and lead fokos 033 stoneware top. Ø 56 H 47 cm

03. Coal oak wood and lead fokos stoneware top. Ø 41 H 62 cm



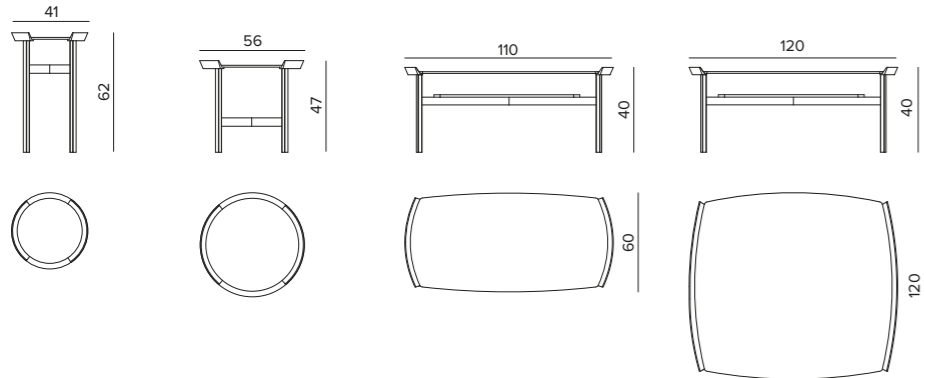
01.

02.

03.

# Bloom

Ø 41 H 62 cm    Ø 56 H 47    L/W 110 P/D 60 H 40    L/W 120 P/D 120 H 40



## FINITURE STRUTTURA / FRAME FINISHES

### LEGNO - WOOD



**LGN RSB**  
Rovere sabbia  
Sand oak



**LGN RMK**  
Rovere moka  
Mocha oak



**LGN RC**  
Rovere carbone  
Coal oak

## FINITURE PIANO / TOP FINISHES


### GRES - STONEWARE



**012**  
Pietra Antracite



**032**  
Fokos Terra



**033**  
Fokos Piombo




**034**  
Urban Marble



**035**  
Amani



**040**  
Calacatta Oro




**041**  
Noir Desir




**042**  
Emperador



**043**  
Nero Greco



**070**  
Calatorao Silk




**071**  
Abu Dhabi Silk



**072**  
Pulpis Silk

### VETRO GLASS



Vetro trasparente 320  
Transparent glass 320

Piano in gres disponibile solo per tavolini Bloom tondi.  
Stoneware top available only for round Bloom coffee tables.



Legno rovere moka e piano in vetro.  
Ø 56 H 47 cm

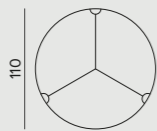
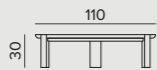
Mocha oak wood and glass top.  
Ø 56 H 47 cm

# BITE

Un tavolino in legno che evoca lavorazioni artigianali: tre “spicchi” uniti tra loro e tenuti insieme da gambe incastonate formano un cerchio perfetto. Da abbinare al divano o a poltroncine per completare lo stile e la funzionalità di un living.


A wooden coffee table that recalls the work of craftsmen: three “segments” are joined to each other and held together by encased legs to form a perfect circle. Combine with a sofa or armchair to enhance the style and practicality of your living room.

Ø 110 H 30 cm




## FINITURE / FINISHES


LEGNO - WOOD



**LGN RSB**  
Rovere sabbia  
Sand oak



**LGN RMK**  
Rovere moka  
Mocha oak



**LGN RC**  
Rovere carbone  
Coal oak



Tavolino Bite legno rovere carbone.  
Ø 110 H 30 cm

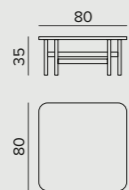
Bite coal oak wood coffee table.  
Ø 110 H 30 cm

# HOOD

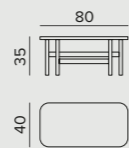
Quadrato o rettangolare, il tavolino in legno si caratterizza per gli angoli smussati del piano e le gambe cilindriche. Il design è di ispirazione nordica e con la sua essenzialità arreda tutti gli ambienti moderni.

Square or rectangular, this wooden coffee table stands out for the rounded corners of its top and its cylindrical legs. The design is of Nordic inspiration, and its simplicity can furnish any modern room.

L/W 80 P/D 80 H 35 cm




L/W 80 P/D 40 H 35 cm



## FINITURE / FINISHES


LEGNO - WOOD



**LGN RSB**  
Rovere sabbia  
Sand oak



**LGN RMK**  
Rovere moka  
Mocha oak



**LGN RC**  
Rovere carbone  
Coal oak

Tavolini Hood legno rovere sabbia.  
L 80 P 80 H 35 cm

Hood sand oak wood coffee tables.  
W 80 D 80 H 35 cm

Tavolini Hood rovere sabbia.  
L 80 P 40 H 35 cm

Hood sand oak coffee tables.  
W 80 D 40 H 35 cm





# CARUSO

Un tavolino multiuso a forma pentagonale irregolare: sta bene accanto al divano per appoggiare una rivista, una tazza o un vaso, ma anche al centro della zona living come tavolino principale e comodo appoggio.  
Piena libertà di esprimersi.


A multipurpose coffee table with an irregular pentagonal shape: it looks good next to a sofa for holding magazines, a cup or a vase, but even in the centre of the living area as a main coffee table and practical surface.  
Feel free to express yourself.

L/W 44.5 cm P/D 44 cm H 43.1 cm



## FINITURE TOP / TOP FINISHES

### LACCATI METALLIZZATI - METALLIC LACQUERED




**OCM 090**  
Bronzo  
Bronze

**OCM 091**  
Ghisa  
Cast iron

**OCM 092**  
Ottone  
Brass


### LACCATI OPACHI E LUCIDI MATT OR GLOSS LACQUERS



**OC - LC**  
Colori laccati opachi e lucidi a campionario (vedi pag. 436)  
Choice of matt and gloss lacquer colours from our range (see page 436)

## FINITURE BASE / BASE FINISHES

### DI SERIE - STANDARD



Laccato opaco bianco gesso 121  
Matt chalk white 121 lacquered

### LACCATI OPACHI MATT LACQUERS



**OC**  
Colori laccati opachi a campionario (vedi pag. 436)  
Choice of matt lacquer colours from our range (see page 436)

Tavolino Caruso  
01. Laccato opaco pomice 152.  
02. Laccato opaco bianco gesso 121.  
L 44.5 P 44 H 43,1 cm

Caruso coffee table  
01. Matt pumice 152 lacquer.  
02. Matt white chalk 121 lacquer.  
W 44.5 D 44 H 43.1 cm



01.

02.

# ECLISSE

Un tavolino che si ispira all'evento astronomico da cui prende il nome: due top rotondi sembrano quasi abbracciarsi, come il sole e la luna, dando vita a un oggetto di grande impatto visivo e dal design unico.

A coffee table inspired by the astronomic event from which it gets its name: two round tops seem almost to embrace, like the sun and the moon, giving life to an object with a great visual impact and a unique design.

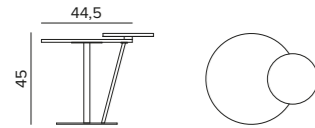


Tavolino Eclisse laccato opaco  
bianco gesso 121, materico  
rovere carbone.  
L 55 P 45 H 45 cm

Eclisse coffee table in matt  
chalk white 121 lacquer and  
textured coal oak finish.  
W 55 D 45 H 45 cm

# Eclisse

L/W 55 P/D 44 H 45 cm




## FINITURE PIANO / TOP FINISHES

### MT 1/ONE



**MT NAM**  
Noce ambra  
Amber walnut



**MT CNV**  
Canvas



**MT ALP**  
Alpaca

### MT PREMIUM MATERICO - TEXTURE

### MT PREMIUM MATERICO OPACO - MATT TEXTURED



**MT OC BG**  
Bianco gesso  
Chalk white



**MT OC MP**  
Madreperla  
Mother of pearl



**MT OC ARN**  
Arena



**MT OC BA**  
Basalto  
Basalt




**MT OC AN**  
Antracite  
Anthracite

### MT PREMIUM MATERICO ESSENZA - TEXTURED WOOD



**MT RSB**  
Rovere sabbia  
Sand oak



**MT RMK**  
Rovere moka  
Mocha oak



**MT RC**  
Rovere carbone  
Coal oak



**MT RT**  
Rovere termocotto  
Heat-treated oak



**MT FO**  
Frassino oriente  
Eastern ash



**MT RNC**  
Nodato chiaro  
Light knotted



**MT RNS**  
Nodato scuro  
Dark knotted



**MT RNN**  
Rovere nodato naturale  
Natural oak knotted

### MT PREMIUM MATERICO NODATO - KNOTTED TEXTURED

### MT PREMIUM MATERICO PORO APERTO - OPEN PORE TEXTURED



**MT PA BG**  
Bianco gesso  
Chalk white




**MT PA MP**  
Madreperla  
Mother of pearl

### MT PREMIUM MATERICO CEMENTO - TEXTURED CEMENT



**MT CC**  
Cemento chiaro  
Light cement



**MT CV**  
Cemento cava  
Cava cement



**MT CS**  
Cemento scuro  
Dark cement


### MT SPECIAL MATERICO - TEXTURED



**MT INT C**  
Intreccio chiaro  
Light intreccio



**MT INT S**  
Intreccio scuro  
Dark Intreccio



**MT PSC**  
Piasentina chiara  
Light piasentina



**MT PSS**  
Piasentina scura  
Dark piasentina



**MT GR**  
Graniglia  
Gravel grey



**MT OBR**  
Ossido brunito  
Burnished oxide



**MT PG**  
Paglia Grigio  
Grey straw



**MT PB**  
Paglia Bronzo  
Bronze straw




**MT MB**  
Maya bronze

### LACCATI METALLIZZATI - METALLIC LACQUERED



**OCM 090**  
Bronzo  
Bronze



**OCM 091**  
Ghisa  
Cast iron



**OCM 092**  
Ottone  
Brass

### LACCATI PORO APERTO OPEN-PORE LACQUERS



**PA**  
Laccati poro aperto (vedi pag. 436)  
Open-pore lacquers (see page 436)

### LACCATI OPACHI E LUCIDI MATT OR GLOSS LACQUERS



**OC - LC**  
Colori laccati opachi e lucidi a campionario (vedi pag. 436)  
Choice of matt and gloss lacquer colours from our range (see page 436)

## FINITURE BASAMENTO E VASSOIO / BASE AND TRAY FINISHES

### DI SERIE - STANDARD



Laccato opaco bianco gesso 121  
Matt chalk white 121 lacquered

### LACCATI OPACO MATT LACQUERS



**OC**  
Colori laccati opachi a campionario (vedi pag. 436)  
Choice of matt lacquer colours from our range (see page 436)



Tavolino Eclisse laccato opaco  
bianco gesso 121, materico  
nodato scuro.  
L 55 P 45 H 45 cm


Eclisse coffee table in matt  
chalk white 121 lacquer and  
textured dark knotted finish.  
W 55 D 45 H 45 cm

# 33

Il tavolino ideale per ogni idea di arredo: formato dalla sovrapposizione di tanti piani rotondi di diverse dimensioni, colorato e dal design giovane ed eclettico, può diventare il pezzo forte in grado di dare carattere alla stanza.

The ideal coffee table with a young, versatile design for every furnishing idea: shaped by lots of round tops of different sizes and colours laid on top of each other, it can become the strong point that adds character to the room.

Ø 40 H 38 cm



Versione 1 laccato opaco: bosco 168, mirto 165, onice 167, ghiaccio 173.

Option 1 matt lacquered finish: forest green 168, myrtle 165, onyx 167, ice 173.

Versione 2 laccato opaco: bromo 176, fumo 174, pomice 152, ghiaccio 173.

Option 2 matt lacquered finish: bromite 176, smoky grey 174, pumice 152, ice 173.

Versione 3 laccato opaco: rubino 172, tabasco 171, terracotta 170, curcuma 169.

Option 3 matt lacquered finish: ruby red 172, tabasco 171, terracotta 170, turmeric 169.

Versione 4 laccato opaco: fango 161, salina 163, arena 178, platino 162.

Option 4 matt lacquered finish: mud brown 161, salt grey 163, arena 178, platinum 162.





## COMPLEMENTI\_ FURNITURE ACCESSORIES

Gli accessori arredano, decorano e valorizzano gli ambienti. Tanti oggetti e complementi per gli amanti dell'home style.

Accessories furnish, decorate and enhance your interiors. A wealth of homeware and occasional furniture for home style enthusiasts.

COMPLEMENTI / FURNITURE ACCESSORY



Snake p. 298



Kalika p. 302



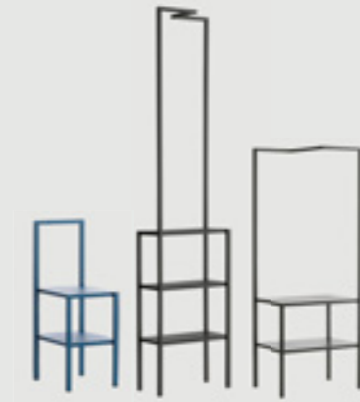
Icaro p. 306



Ciko p. 334



Petalò p. 338



Kalista p. 340



Scrìtoio Atlante p. 344



Elle&Filo p. 308



Ring p. 312



Raster p. 316



Panketta p. 348



Up&Down p. 352



Tree p. 354



Ingressi p. 356



Versus p. 320



Movidà p. 326



Shape p. 330



Tasca p. 358



Clock p. 360



Lettering p. 362



Plaid p. 366



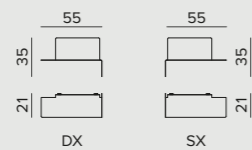
Cuscini p. 368

# SNAKE

La mensola in metallo è un vero plus d'arredo e può essere montata verso l'alto o verso il basso per creare composizioni creative su qualsiasi parete e in qualsiasi ambiente. Quando il lato ripiegato è girato verso l'alto funge anche da pratico fermalibri.

This metal shelf is a true furnishing plus and can be fixed right side up or upside down to generate creative arrangements on any wall and in any room. When the folded side is turned upwards, it acts also as a practical bookend.

L/W 55 P/D 21 H 35 cm



## FINITURE STRUTTURA / STRUCTURE FINISHES

DI SERIE - STANDARD



Antracite 160  
Anthracite 160

LACCATI - LACQUERS



OC  
Colori laccati opachi a campionario (vedi pag. 436)  
Choice of matt lacquer colours from our range (see page 436)

Mensola Snake  
metallo antracite 160.  
L 55 P 21 H 35 cm

Snake shelf in  
anthracite 160 metal.  
W 55 D 21 H 35 cm



Snake



Mensola Snake metallo rubino 172.  
L 55 P 21 H 35 cm

Snake shelf in ruby red 172 metal.  
W 55 D 21 H 35 cm



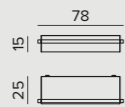


# KALIKA

Una mensola ideata per appoggiare ma anche per appendere, che può essere installata in due versi distinti dando vita a composizioni di grande impatto visivo. Una soluzione originale per decorare il soggiorno, l'ingresso o qualsiasi altro ambiente della casa.

A shelf designed to hold and hang things that can be installed in two distinct versions, giving life to arrangements with a strong visual impact. An original solution for decorating the living room, hall or any other room in the house.

L/W 78 P/D 25 H 15 cm




## FINITURE STRUTTURA / STRUCTURE FINISHES

### DI SERIE - STANDARD



Antracite 160  
Anthracite 160

### LACCATI OPACHI MATT LACQUERS



OC  
Colori laccati opachi a campionario (vedi pag. 436)  
Choice of matt lacquer colours from our range (see page 436)

### PALO - POLE



Rovere naturale  
Natural wood



Mensola Kaliika metallo antracite 160.  
L 78 P 25 H 15 cm

Joy tavolini

Kaliika shelf in anthracite 160 metal.  
W 78 D 25 H 15 cm

Joy coffee tables

Kalika

Mensola Kalika metallo bianco gesso 121.  
L 78 P 25 H 15 cm

Kalika shelf in chalk white 121 metal.  
W 78 D 25 H 15 cm

Wire tavolo

Wire table



# ICARO

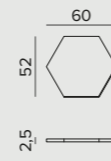
Un elemento di forma esagonale con un piano d'appoggio su due lati che permette di creare un'originale libreria modulare, personalizzata nelle finiture e nelle geometrie. Per arredare, e allo stesso tempo decorare, qualsiasi parete in piena libertà.

A hexagonal element with a shelf on two sides that can be used to create an original modular bookcase with customised finishes and geometries. To furnish, and at the same time decorate, any wall freely.

L/W 60 P/D 24 H 52 cm



L/W 60 P/D 2,5 H 52 cm




## FINITURA STRUTTURA / STRUCTURE FINISHES

### MT 1/ONE



**MT NAM**  
Noce ambra  
Amber walnut




**MT CNV**  
Canvas




**MT ALP**  
Alpaca

### MT PREMIUM MATERICO - TEXTURE

### MT PREMIUM MATERICO OPACO - MATT TEXTURED



**MT OC BG**  
Bianco gesso  
Chalk white



**MT OC MP**  
Madreperla  
Mother of pearl



**MT OC ARN**  
Arena



**MT OC BA**  
Basalto  
Basalt




**MT OC AN**  
Antracite  
Anthracite


### MT PREMIUM MATERICO ESSENZA - TEXTURED WOOD




**MT RSB**  
Rovere sabbia  
Sand oak



**MT RMK**  
Rovere moka  
Mocha oak



**MT RC**  
Rovere carbone  
Coal oak



**MT RT**  
Rovere termocotto  
Heat-treated oak




**MT FO**  
Frassino oriente  
Eastern ash



**MT RNC**  
Nodato chiaro  
Light knotted




**MT RNS**  
Nodato scuro  
Dark knotted




**MT RNN**  
Rovere nodato naturale  
Natural oak knotted

### MT PREMIUM MATERICO NODATO - KNOTTED TEXTURED

### MT PREMIUM MATERICO PORO APERTO - OPEN PORE TEXTURED



**MT PA BG**  
Bianco gesso  
Chalk white




**MT PA MP**  
Madreperla  
Mother of pearl


### MT PREMIUM MATERICO CEMENTO - TEXTURED CEMENT



**MT CC**  
Cemento chiaro  
Light cement




**MT CV**  
Cemento cava  
Cava cement




**MT CS**  
Cemento scuro  
Dark cement

### LEGNO - WOOD



**LGN RSB**  
Rovere sabbia  
Sand oak




**LGN RMK**  
Rovere moka  
Mocha oak



**LGN RC**  
Rovere carbone  
Coal oak


### MT SPECIAL MATERICO - TEXTURED




**MT PSC**  
Piasentina chiara  
Light piasentina



**MT PSS**  
Piasentina scura  
Dark Piasentina



**MT GR**  
Graniglia  
Gravel grey




**MT OBR**  
Ossido brunito  
Burnished oxide




**MT MB**  
Maya bronze

### SPECCHIO - MIRROR



Specchio argentato 381  
Silver mirror 381

### LACCATI OPACHI MATT LACQUERS



**OC**  
Colori laccati opachi a campionario (vedi pag. 436)  
Choice of matt lacquer colours from our range (see page 436)

## FINITURE MENSOLA / SHELF FINISHES

### DI SERIE - STANDARD



**Antracite 160**  
Anthracite 160

### LACCATI OPACHI MATT LACQUERS



**OC**  
Colori laccati opachi a campionario (vedi pag. 436)  
Choice of matt lacquer colours from our range (see page 436)

Icaro mensole metallo antracite 160 e legno rovere carbone.  
L 60 P 24 H 52 cm

Icaro shelves in anthracite 160 metal and coal oak wood.  
W 60 D 24 H 52 cm



# ELLE&FILO

La mensola sembra fluttuare nell'aria ma è tenuta ben salda da un tirante sottile: un gioco visivo accattivante, che sa rendere originale un design semplice. Nonostante la sua leggerezza, la mensola si fa notare.

Elle & Filo shelf. The shelf looks as if it's floating in mid-air but it's kept firmly in place by a thin cable: an eye-catching visual effect that turns a simple design into something really original. This shelf gets itself noticed.

Mensola Elle&Filo  
materico rovere carbone.  
L 144 P 28,5 H 12/129 cm

Elle&Filo shelf  
in textured coal oak.  
W 144 D 28.5 H 12/129 cm

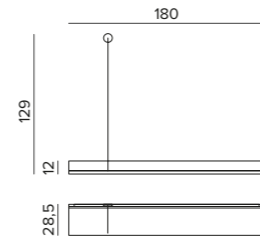
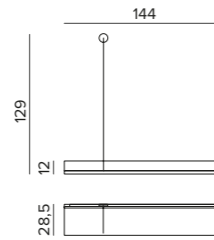
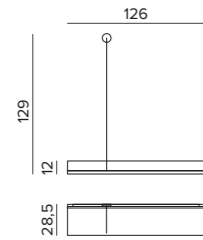
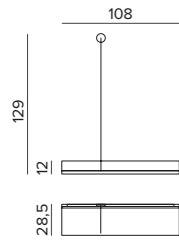


L/W 108 P/D 28,5 H 12/129 cm

L/W 126 P/D 28,5 H 12/129 cm

L/W 144 P/D 28,5 H 12/129 cm

L/W 180 P/D 28,5 H 12/129 cm



FINITURE / FINISHES

MT 1/ONE



**MT NAM**  
Noce ambra  
Amber walnut



**MT CNV**  
Canvas



**MT ALP**  
Alpaca

MT PREMIUM MATERICO - TEXTURE

MT PREMIUM MATERICO OPACO - MATT TEXTURED



**MT OC BG**  
Bianco gesso  
Chalk white



**MT OC MP**  
Madreperla  
Mother of pearl



**MT OC ARN**  
Arena



**MT OC BA**  
Basalto  
Basalt



**MT OC AN**  
Antracite  
Anthracite

MT PREMIUM MATERICO ESSENZA - TEXTURED WOOD



**MT RSB**  
Rovere sabbia  
Sand oak



**MT RMK**  
Rovere moka  
Mocha oak



**MT RC**  
Rovere carbone  
Coal oak



**MT RT**  
Rovere termocotto  
Heat-treated oak



**MT FO**  
Frassino oriente  
Eastern ash



**MT RNC**  
Nodato chiaro  
Light knotted



**MT RNS**  
Nodato scuro  
Dark knotted



**MT RNN**  
Rovere nodato naturale  
Natural oak knotted

MT PREMIUM MATERICO NODATO - KNOTTED TEXTURED

MT PREMIUM MATERICO PORO APERTO - OPEN PORE TEXTURED



**MT PA BG**  
Bianco gesso  
Chalk white




**MT PA MP**  
Madreperla  
Mother of pearl


MT PREMIUM MATERICO CEMENTO - TEXTURED CEMENT



**MT CC**  
Cemento chiaro  
Light cement



**MT CV**  
Cemento cava  
Cava cement



**MT CS**  
Cemento scuro  
Dark cement


MT SPECIAL MATERICO - TEXTURED



**MT PSC**  
Piasentina chiara  
Light piasentina



**MT PSS**  
Piasentina scura  
Dark piasentina



**MT OBR**  
Ossido brunito  
Burnished oxide



**MT PG**  
Paglia Grigio  
Grey straw



**MT PB**  
Paglia Bronzo  
Bronze straw

LACCATI METALLIZZATI - METALLIC LACQUERED



**OCM 090**  
Bronzo  
Bronze



**OCM 091**  
Ghisa  
Cast iron



**OCM 092**  
Ottone  
Brass

LACCATI PORO APERTO - OPEN- PORE LACQUERS



**PA**  
Laccati poro aperto (vedi pag. 436)  
Open-pore lacquers (see page 436)

LACCATI OPACHI - MATT LACQUERS



**OC**  
Colori laccati opachi a campionario (vedi pag. 436)  
Choice of matt lacquer colours from our range (see page 436)

Mensola Elle&Filo  
materico rovere carbone.  
L 144 P 28,5 H 12/129 cm

Elle&Filo shelf  
in textured coal oak.  
W 144 D 28.5 H 12/129 cm



# RING

Una mensola lineare ma d'effetto, grazie ai due anelli in metallo che la racchiudono e la caratterizzano.

Disponibile in più lunghezze e finiture, quando viene retroilluminata aumenta la sua presenza scenica e quella della parete.

A shelf that is linear but striking thanks to the two metal rings that encircle and characterise it. Available in various lengths and finishes, when backlit it increases its own scenic presence and that of the wall.

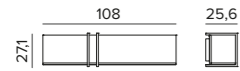


Mensola Ring, materico rovere carbone e metallo curcuma 169.  
L 180 P 26 H 27,1 cm

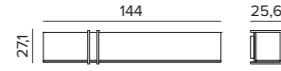
Ring shelf in textured coal oak and turmeric 169 metal.  
W 180 D 26 H 27,1 cm

# Ring

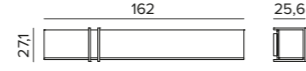
L/W 108 P/D 25,6 H 27,1 cm



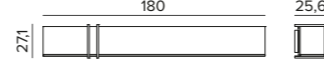
L/W 144 P/D 25,6 H 27,1 cm



L/W162 P/D 25,6 H 27,1 cm



L/W 180 P/D 25,6 H 27,1 cm



## FINITURE / FINISHES

### MT 1/ONE



**MT NAM**  
Noce ambr  
Amber walnut



**MT CNV**  
Canvas



**MT ALP**  
Alpaca

### MT PREMIUM MATERICO - TEXTURE

### MT PREMIUM MATERICO OPACO - MATT TEXTURED



**MT OC BG**  
Bianco gesso  
Chalk white



**MT OC MP**  
Madreperla  
Mother of pearl



**MT OC ARN**  
Arena



**MT OC BA**  
Basalto  
Basalt



**MT OC AN**  
Antracite  
Anthracite

### MT PREMIUM MATERICO ESSENZA - TEXTURED WOOD

### MT PREMIUM MATERICO NODATO - KNOTTED TEXTURED



**MT RSB**  
Rovere sabbia  
Sand oak



**MT RMK**  
Rovere moka  
Mocha oak



**MT RC**  
Rovere carbone  
Coal oak



**MT RT**  
Rovere termocotto  
Heat-treated oak



**MT FO**  
Frassino oriente  
Eastern ash



**MT RNC**  
Nodato chiaro  
Light knotted



**MT RNS**  
Nodato scuro  
Dark knotted




**MT RNN**  
Rovere nodato naturale  
Natural oak knotted

### MT PREMIUM MATERICO PORO APERTO - OPEN PORE TEXTURED

### MT PREMIUM MATERICO CEMENTO - TEXTURED CEMENT




**MT PA BG**  
Bianco gesso  
Chalk white



**MT PA MP**  
Madreperla  
Mother of pearl



**MT CC**  
Cemento chiaro  
Light cement




**MT CV**  
Cemento cava  
Cava cement



**MT CS**  
Cemento scuro  
Dark cement


### MT SPECIAL MATERICO - TEXTURED



**MT PSC**  
Piasentina chiara  
Light piasentina



**MT PSS**  
Piasentina scura  
Dark piasentina



**MT OBR**  
Ottone  
Burnished oxide



**MT MB**  
Maya bronze



**MT PG**  
Paglia Grigio  
Grey straw



**MT PB**  
Paglia Bronzo  
Bronze straw


### LACCATI METALLIZZATI - METALLIC LACQUERED

### LACCATI PORO APERTO - OPEN-PORE LACQUERS

### LACCATI OPACHI - MATT LACQUERS



**OCM 090**  
Bronzo  
Bronze



**OCM 091**  
Ghisa  
Cast iron



**OCM 092**  
Ottone  
Brass



**PA**  
Laccati poro aperto (vedi pag. 436)  
Open-pore lacquers (see page 436)



**OC**  
Colori laccati opachi a campionario (vedi pag. 436)  
Choice of matt lacquer colours from our range (see page 436)

## FINITURE RING / RING FINISHES

### DI SERIE - STANDARD



**Antracite 160**  
Anthracite 160

### LACCATI OPACHI - MATT LACQUERS



**OC**  
Colori laccati opachi a campionario (vedi pag. 436)  
Choice of matt lacquer colours from our range (see page 436)

Mensole Ring materico  
nodato chiaro, metallo bianco gesso 121.  
L 108 P 25,6 H 27,1 cm  
L 180 P 25,6 H 27,1 cm

Ring shelves, textured light knotted,  
chalk white 121 metal.  
W 108 D 25,6 H 27,1 cm  
W 180 D 25,6 H 27,1 cm



# RASTER

Un elemento di arredo in più combinazioni di colori e finiture che, attraverso un gioco di ripiani e di geometrie, rappresenta una valida idea per organizzare lo spazio libero di una parete e realizzare una libreria che risponde alle tendenze dell'interior design.

A furnishing element in several colour and finish combinations which, through a game of shelves and geometries, becomes a valid idea for organising the empty space of a wall and creating a bookcase that answers interior design tendencies.

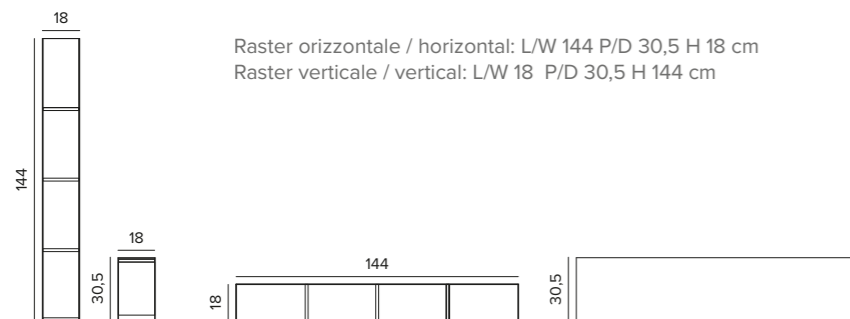


Raster vani a giorno orizzontali e verticali in molteplici combinazioni di colore.  
Raster orizzontale: L 144 P 30,5 H 18 cm  
Raster verticale: L 18 P 30,5 H 144 cm

Raster horizontal and vertical open shelf units in multiple colour combinations.  
Horizontal Raster: W 144 D 30.5 H 18 cm  
Vertical Raster: W 18 D 30.5 H 144 cm



## Raster



Raster orizzontale / horizontal: L/W 144 P/D 30,5 H 18 cm  
 Raster verticale / vertical: L/W 18 P/D 30,5 H 144 cm

### FINITURA SCHIENALE E DIVISORI / BACK AND PARTITION FINISHES

#### MT 1/ONE



**MT NAM**  
Noce ambra  
Amber walnut



**MT CNV**  
Canvas



**MT ALP**  
Alpaca

#### MT PREMIUM MATERICO OPACO - MATT TEXTURED



**MT OC BG**  
Bianco gesso  
Chalk white



**MT OC MP**  
Madreperla  
Mother of pearl



**MT OC ARN**  
Arena



**MT OC BA**  
Basalto  
Basalt




**MT OC AN**  
Antracite  
Anthracite

#### MT PREMIUM MATERICO ESSENZA - TEXTURED WOOD



**MT RSB**  
Rovere sabbia  
Sand oak



**MT RMK**  
Rovere moka  
Mocha oak



**MT RC**  
Rovere carbone  
Coal oak



**MT RT**  
Rovere termocotto  
Heat-treated oak



**MT FO**  
Frassino oriente  
Eastern ash



**MT RNC**  
Nodato chiaro  
Light knotted




**MT RNS**  
Nodato scuro  
Dark knotted



**MT RNN**  
Rovere nodato naturale  
Natural oak knotted

#### MT PREMIUM MATERICO NODATO - KNOTTED TEXTURED

#### MT PREMIUM MATERICO PORO APERTO - OPEN PORE TEXTURED



**MT PA BG**  
Bianco gesso  
Chalk white



**MT PA MP**  
Madreperla  
Mother of pearl

#### MT PREMIUM MATERICO CEMENTO - TEXTURED CEMENT



**MT CC**  
Cemento chiaro  
Light cement




**MT CV**  
Cemento cava  
Cava cement



**MT CS**  
Cemento scuro  
Dark cement

#### MT SPECIAL MATERICO - TEXTURED



**MT PSC**  
Piasentina chiara  
Light piasentina



**MT PSS**  
Piasentina scura  
Dark piasentina



**MT OBR**  
Ossido brunito  
Burnished oxide



**MT MB**  
Maya bronze



**MT PG**  
Paglia Grigio  
Grey straw



**MT PB**  
Paglia Bronzo  
Bronze straw

#### LACCATI METALLIZZATI METALLIC LACQUERED



**OCM 090**  
Bronzo  
Bronze



**OCM 091**  
Ghisa  
Cast iron



**OCM 092**  
Ottone  
Brass

#### LACCATI PORO APERTO OPEN-PORE LACQUERS



**PA**  
Laccati poro aperto (vedi pag. 436)  
Open-pore lacquers (see page 436)

#### LACCATI OPACHI MATT LACQUERS



**OC**  
Colori laccati opachi a campionario (vedi pag. 436)  
Choice of matt lacquer colours from our range (see page 436)

### FINITURE STRUTTURA / STRUCTURE FINISHES

#### DI SERIE - STANDARD



**Antracite 160**  
Anthracite 160

#### LACCATI OPACHI MATT LACQUERS



**OC**  
Colori laccati opachi a campionario (vedi pag. 436)  
Choice of matt lacquer colours from our range (see page 436)



Raster sospesi struttura metallo antracite 160, inserti e schiena in materico rovere sabbia. L 144 P 30 H 18 cm

Wall-hung Raster open shelf units with anthracite 160 metal structure, textured sand oak inserts and back panel. W 144 D 30 H 18 cm

# VERSUS

Un elemento a parete in metallo inframezzato da mensole in diverse finiture che esprime un nuovo modo di concepire la libreria: modulare, versatile e dinamica. I lati della struttura diventano pratici fermalibri e allo stesso tempo cornici per esporre oggetti o quadri.

A metal wall element interposed with shelves in different finishes that expresses a new way of perceiving a bookcase: modular, versatile and dynamic. The sides of the central column become practical bookends and at the same time frames for displaying objects or pictures.



Totem Versus struttura metallo antracite 160 e ripiani in laccato opaco zafferano 158. L162 P 27 H 210 cm

Joy tavolini

Versus totem with anthracite 160 metal frame and matt saffron 158 lacquered shelves. W 162 D 27 H 210 cm

Joy coffee tables

## Versus

Totem Versus struttura metallo  
antracite 160 e ripiani materico  
nodato scuro.  
L 144 P 27 H 110 cm

Eden 1 e 2 quadri tela  
Icones tappeto

Versus totem with anthracite 160  
metal frame and textured dark  
knotted shelves.  
W 144 D 27 H 110 cm

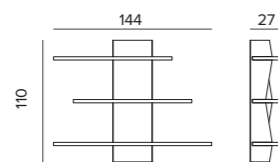
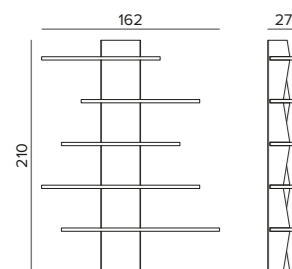
Eden 1 and 2 canvas pictures  
Icones rug



# Versus

L/W 162 P/D 27 H 210 cm

L/W 144 P/D 27 H 110 cm




## FINITURE MENSOLE / SHELF FINISHES

### MT 1/ONE




**MT NAM**  
Noce ambra  
Amber walnut



**MT CNV**  
Canvas



**MT ALP**  
Alpaca



**MT OC BG**  
Bianco gesso  
Chalk white



**MT OC MP**  
Madreperla  
Mother of pearl



**MT OC ARN**  
Arena




**MT OC BA**  
Basalto  
Basalt




**MT OC AN**  
Antracite  
Anthracite

### MT PREMIUM MATERICO ESSENZA - TEXTURED WOOD




**MT RSB**  
Rovere sabbia  
Sand oak



**MT RMK**  
Rovere moka  
Mocha oak



**MT RC**  
Rovere carbone  
Coal oak



**MT RT**  
Rovere termocotto  
Heat-treated oak



**MT FO**  
Frassino oriente  
Eastern ash



**MT RNC**  
Nodato chiaro  
Light knotted




**MT RNS**  
Nodato scuro  
Dark knotted




**MT RNN**  
Rovere nodato naturale  
Natural oak knotted

### MT PREMIUM MATERICO PORO APERTO - OPEN PORE TEXTURED




**MT PA BG**  
Bianco gesso  
Chalk white




**MT PA MP**  
Madreperla  
Mother of pearl



**MT CC**  
Cemento chiaro  
Light cement




**MT CV**  
Cemento cava  
Cava cement



**MT CS**  
Cemento scuro  
Dark cement

### MT SPECIAL MATERICO - TEXTURED



**MT PSC**  
Piasentina chiara  
Light piasentina



**MT PSS**  
Piasentina scura  
Dark piasentina



**MT OBR**  
Ottone brunito  
Burnished oxide



**MT PG**  
Paglia Grigio  
Grey straw




**MT PB**  
Paglia Bronzo  
Bronze straw

### LACCATI METALLIZZATI - METALLIC LACQUERED



**OCM 090**  
Bronzo  
Bronze



**OCM 091**  
Ghisa  
Cast iron



**OCM 092**  
Ottone  
Brass



**PA**  
Laccati poro aperto (vedi pag. 436)  
Open-pore lacquers (see page 436)



**OC**  
Colori laccati opachi a campionario (vedi pag. 436)  
Choice of matt lacquer colours from our range (see page 436)

## FINITURE STRUTTURA / STRUCTURE FINISHES

### DI SERIE - STANDARD



**Antracite 160**  
Anthracite 160

### LACCATI OPACHI MATT LACQUERS



**OC**  
Colori laccati opachi a campionario (vedi pag. 436)  
Choice of matt lacquer colours from our range (see page 436)

Totem Versus metallo antracite 160  
e materico piasentina chiara.  
L 162 27 H 210 cm

Brigitte tavolini / Soft poltrona / Sign tappeto

Versus totem anthracite 160 metal  
and textured light piasentina.  
W 162 27 H 210 cm

Brigitte coffee tables / Soft armchair / Sign rug



# MOVIDA

Un elemento di arredo in più combinazioni di colori e finiture che, attraverso un gioco di ripiani e di geometrie, rappresenta una valida idea per organizzare lo spazio libero di una parete e realizzare una libreria che risponde alle tendenze dell'interior.

A furnishing element in several colour and finish combinations which, through a game of shelves and geometries, becomes a valid idea for organising the empty space of a wall and creating a bookcase that answers interior design tendencies.



Libreria Movida struttura metallo antracite 160,  
ripiani materico nodato scuro.  
L 74 P 38 H 190 cm

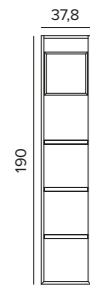
Pouff Guccino

Movida bookcase with anthracite 160 metal  
frame and textured dark knotted shelves.  
W 74 D 38 H 190 cm

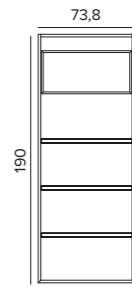
Guccino pouf

# Movida

L/W 38 P/D 38 H 190 cm



L/W 74 P/D 38 H 190 cm




## FINITURE FINITURE VANO GIORNO PEDRO / PEDRO OPEN UNIT FINISHES

### MT 1/ONE



**MT NAM**  
Noce ambra  
Amber walnut



**MT CNV**  
Canvas



**MT ALP**  
Alpaca

### MT PREMIUM MATERICO - TEXTURE

### MT PREMIUM MATERICO OPACO - MATT TEXTURED



**MT OC BG**  
Bianco gesso  
Chalk white



**MT OC MP**  
Madreperla  
Mother of pearl



**MT OC ARN**  
Arena



**MT OC BA**  
Basalto  
Basalt




**MT OC AN**  
Antracite  
Anthracite

### MT PREMIUM MATERICO ESSENZA - TEXTURED WOOD



**MT RSB**  
Rovere sabbia  
Sand oak



**MT RMK**  
Rovere moka  
Mocha oak



**MT RC**  
Rovere carbone  
Coal oak



**MT RT**  
Rovere termocotto  
Heat-treated oak



**MT FO**  
Frassino oriente  
Eastern ash



**MT RNC**  
Nodato chiaro  
Light knotted



**MT RNS**  
Nodato scuro  
Dark knotted



**MT RNN**  
Rovere nodato naturale  
Natural oak knotted

### MT PREMIUM MATERICO NODATO - KNOTTED TEXTURED


### MT SPECIAL MATERICO - TEXTURED



**MT PSC**  
Piasentina chiara  
Light piasentina



**MT PSS**  
Piasentina scura  
Dark piasentina



**MT OBR**  
Ossido brunito  
Burnished oxide



**MT MB**  
Maya bronze



**MT PG**  
Paglia Grigio  
Grey straw



**MT PB**  
Paglia Bronzo  
Bronze straw

### MT PREMIUM MATERICO PORO APERTO - OPEN PORE TEXTURED




**MT PA BG**  
Bianco gesso  
Chalk white




**MT PA MP**  
Madreperla  
Mother of pearl

### MT PREMIUM MATERICO CEMENTO - TEXTURED CEMENT



**MT CC**  
Cemento chiaro  
Light cement



**MT CV**  
Cemento cava  
Cava cement



**MT CS**  
Cemento scuro  
Dark cement

### LACCATI METALLIZZATI - METALLIC LACQUERED



**OCM 090**  
Bronzo  
Bronze



**OCM 091**  
Ghisa  
Cast iron



**OCM 092**  
Ottone  
Brass

### LACCATI PORO APERTO - OPEN-PORE LACQUERS



**PA**  
Laccati poro aperto (vedi pag. 436)  
Open-pore lacquers (see page 436)

### LACCATI OPACHI O LUCIDI - MATT OR GLOSS LACQUERS



**OC - LC**  
Colori laccati opachi e lucidi a campionario (vedi pag. 436)  
Choice of matt and gloss lacquer colours from our range (see page 436)

## FINITURE STRUTTURA / FRAME FINISHES

### DI SERIE - STANDARD



**Antracite 160**  
Anthracite 160

### LACCATI OPACHI - MATT LACQUERS



**OC**  
Colori laccati opachi a campionario (vedi pag. 436)  
Choice of matt lacquer colours from our range (see page 436)

# SHAPE

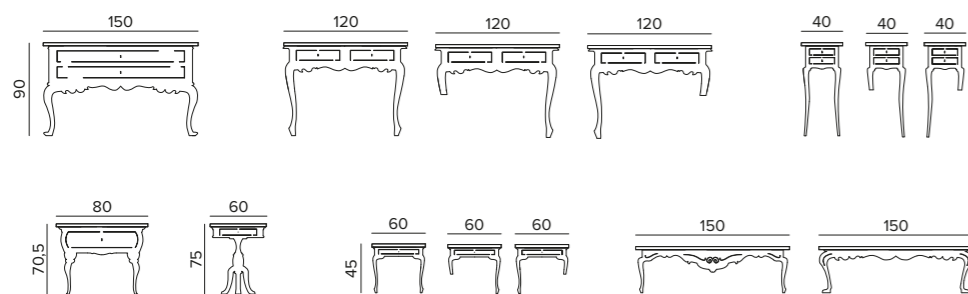
La nuova frontiera delle mensole assume forme e combinazioni inedite per dare vita e personalità alle pareti: in camera da letto, in soggiorno, in ingresso o in un corridoio, il design anticonvenzionale e le molteplici varianti di questa collezione creano ovunque un "effetto wow".

Shelves seen in a new light take on original shapes and combinations to give life and personality to walls: in the bedroom, the living room, the hall or in a corridor, the unconventional design and multiple variants of this collection create a "wow effect" everywhere.

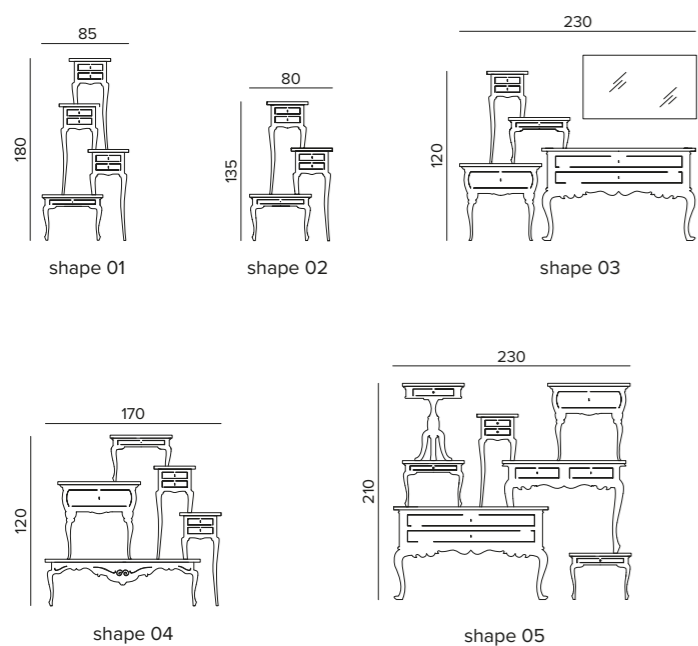


## Shape

misure / size



esempi composizioni / examples of arrangements




## FINITURE MENSOLA / SHELF FINISHES

MT 1/ONE



**MT NAM**  
Noce ambra  
Amber walnut



**MT CNV**  
Canvas



**MT ALP**  
Alpaca

MT PREMIUM MATERICO - TEXTURE

MT PREMIUM MATERICO OPACO - MATT TEXTURED



**MT OC BG**  
Bianco gesso  
Chalk white



**MT OC MP**  
Madreperla  
Mother of pearl



**MT OC ARN**  
Arena




**MT OC BA**  
Basalto  
Basalt




**MT OC AN**  
Antracite  
Anthracite

MT PREMIUM MATERICO ESSENZA - TEXTURED WOOD



**MT RSB**  
Rovere sabbia  
Sand oak




**MT RMK**  
Rovere moka  
Mocha oak



**MT RC**  
Rovere carbone  
Coal oak



**MT RT**  
Rovere termocotto  
Heat-treated oak



**MT FO**  
Frassino oriente  
Eastern ash



**MT RNC**  
Nodato chiaro  
Light knotted



**MT RNS**  
Nodato scuro  
Dark knotted



**MT RNN**  
Rovere nodato naturale  
Natural oak knotted

MT PREMIUM MATERICO NODATO - KNOTTED TEXTURED

MT PREMIUM MATERICO PORO APERTO - OPEN PORE TEXTURED




**MT PA BG**  
Bianco gesso  
Chalk white




**MT PA MP**  
Madreperla  
Mother of pearl



**MT CC**  
Cemento chiaro  
Light cement




**MT CV**  
Cemento cava  
Cava cement



**MT CS**  
Cemento scuro  
Dark cement

MT PREMIUM MATERICO CEMENTO - TEXTURED CEMENT

MT SPECIAL MATERICO - TEXTURED



**MT PSC**  
Piasentina chiara  
Light piasentina



**MT PSS**  
Piasentina scura  
Dark piasentina



**MT OBR**  
Ossido brunito  
Burnished oxide



**MT MB**  
Maya bronze



**MT PG**  
Paglia Grigio  
Grey straw



**MT PB**  
Paglia Bronzo  
Bronze straw

LACCATI METALLIZZATI - METALLIC LACQUERED



**OCM 090**  
Bronzo  
Bronze



**OCM 091**  
Ghisa  
Cast iron



**OCM 092**  
Ottone  
Brass

LACCATI PORO APERTO  
OPEN-PORE LACQUERS



**PA**  
Laccati poro aperto (vedi pag. 436)  
Open-pore lacquers (see page 436)

LACCATI OPACHI O LUCIDI  
MATT OR GOSS LACQUERS



**OC - LC**  
Colori laccati opachi e lucidi a campionario (vedi pag. 436)  
Choice of matt and gloss lacquer colours from our range (see page 436)

## FINITURE STRUTTURA / STRUCTURE FINISHES

DI SERIE - STANDARD



**Antracite 160**  
Anthracite 160

LACCATI OPACHI  
MATT LACQUERS



**OC**  
Colori laccati opachi a campionario (vedi pag. 436)  
Choice of matt lacquer colours from our range (see page 436)



# CIKO

Un'interpretazione moderna di mensola, che sembra quasi una finestra su cui esporre libri e oggetti.

La forma quadrata, lo schienale proposto in varie finiture o grafiche e la possibilità di creare composizioni libere sulla parete conferiscono a questo complemento un'inedita capacità decorativa.

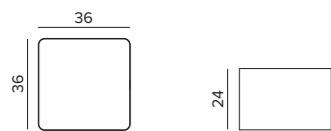
Modern interpretation of a shelf that looks almost like a window on which to place books and objects. Its square shape and back, proposed in various finishes or graphics, give this element new decorative characteristics. Use it as you please to create compositions on walls.

Ciko varie combinazioni specchio, colori, finiture e grafiche.  
L 36 P 24 H 36 cm

Various combinations of Ciko including mirrors, colours, finishes and graphics.  
W 36 D 24 H 36 cm



L/W 36 P/D 24 H 36 cm



**FINITURE STRUTTURA / STRUCTURE FINISHES**

DI SERIE - STANDARD

LACCATI OPACHI  
MATT LACQUERS



**MT AN**  
Antracite 160  
Anthracite 160



**OC**  
Colori laccati opachi a campionario (vedi pag. 436)  
Choice of matt lacquer colours from our range (see page 436)

**FINITURE SCHIENALE / BACK FINISHES**


MT 1/ONE

MT PREMIUM MATERICO - TEXTURE

MT PREMIUM MATERICO OPACO - MATT TEXTURED



**MT NAM**  
Noce ambr  
Amber walnut




**MT CNV**  
Canvas



**MT ALP**  
Alpaca



**MT OC BG**  
Bianco gesso  
Chalk white



**MT OC MP**  
Madreperla  
Mother of pearl



**MT OC ARN**  
Arena



**MT OC BA**  
Basalto  
Basalt




**MT OC AN**  
Antracite  
Anthracite

MT PREMIUM MATERICO ESSENZA - TEXTURED WOOD

MT PREMIUM MATERICO NODATO - KNOTTED TEXTURED



**MT RSB**  
Rovere sabbia  
Sand oak



**MT RMK**  
Rovere moka  
Mocha oak



**MT RC**  
Rovere carbone  
Coal oak



**MT RT**  
Rovere termocotto  
Heat-treated oak



**MT FO**  
Frassino oriente  
Eastern ash



**MT RNC**  
Nodato chiaro  
Light knotted



**MT RNS**  
Nodato scuro  
Dark knotted



**MT RNN**  
Rovere nodato naturale  
Natural oak knotted

MT PREMIUM MATERICO PORO APERTO - OPEN PORE TEXTURED

MT PREMIUM MATERICO CEMENTO - TEXTURED CEMENT

SPECCHIO - MIRROR




**MT PA BG**  
Bianco gesso  
Chalk white




**MT PA MP**  
Madreperla  
Mother of pearl



**MT CC**  
Cemento chiaro  
Light cement



**MT CV**  
Cemento cava  
Cava cement




**MT CS**  
Cemento scuro  
Dark cement



Specchio argenteo 381  
Silver mirror 381


MT SPECIAL MATERICO - TEXTURED



**MT INT C**  
Intreccio chiaro  
Light intreccio




**MT INT S**  
Intreccio scuro  
Dark intreccio




**MT PSC**  
Piasentina chiara  
Light piasentina



**MT PSS**  
Piasentina scura  
Dark piasentina



**MT GR**  
Graniglia  
Gravel grey



**MT OBR**  
Ossido brunito  
Burnished oxide



**MT PG**  
Paglia Grigio  
Grey straw



**MT PB**  
Paglia Bronzo  
Bronze straw



**MT MB**  
Maya bronze

LACCATI METALLIZZATI - METALLIC LACQUERED



**OCM 090**  
Bronzo  
Bronze



**OCM 091**  
Ghisa  
Cast iron




**OCM 092**  
Ottone  
Brass

**GRAFICHE SCHIENALE / BACK PANEL GRAPHIC DESIGNS**




203



207




209



211



212



215




236




237



238




260



2001



2002



2003



2004



2005



2007




2008



2009



2010



2011



2012



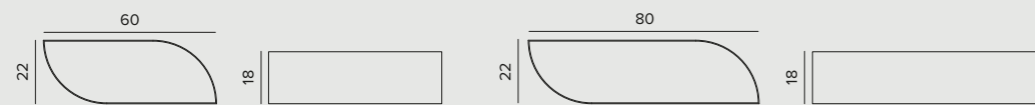
2013

# PETALO

Lo stile sboccia in ogni stanza della casa: singolarmente, il vano a giorno è una mensola dalle linee sinuose per esporre libri o oggetti; abbinato ad altri petali permette di disegnare grandi e colorati fiori sulle pareti.

Style blooms in every room of your home: when used alone, this open wall unit is a shelf with sinuous lines for holding books or objects, but it can also be combined with other Petalo units to create big colourful flowers on your walls.

L/W 60 P/D 18 H 22 cm DX e SX / RH and LH    W 80 P 18 H 22 cm    DX e SX / RH and LH



## FINITURE STRUTTURA / STRUCTURE FINISHES

LACCATI OPACHI  
MATT LACQUERS



OC  
Colori laccati opachi a campionario (vedi pag. 436)  
Choice of matt lacquer colours from our range (see page 436)



Pensili Petalo metallo salvia 159.  
L 60/80 H 22 P 18 cm

Wallpaper WPT583

Sage 159 metal Petalo wall units.  
W 60/80 H 22 D 18 cm

Wallpaper WPT583

# KALISTA

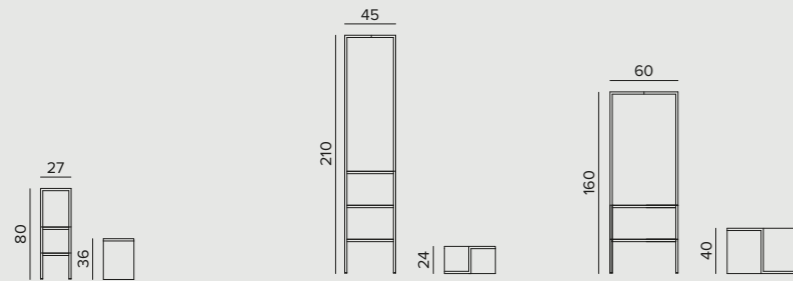
Un complemento originale come piano d'appoggio e pratico come servetto. I molteplici usi, la silhouette snella e la struttura personalizzabile lo rendono adatto a molti ambienti della casa: dalla cucina al living, dal bagno alla camera da letto.

An original accessory when used as a top and practical when used as a valet stand. Its multiple uses, slim figure and customisable structure make it perfect for many rooms in the home: from the kitchen to the living area, from the bathroom to the bedroom.

Kalista:  
L/W 27 P/D 36 H 80 cm


Kalista Fianco:  
L/W 45 P/D24 H 210 cm

Kalista Midi:  
L/W 60 P/D24 H 210 cm



## FINITURE STRUTTURA / STRUCTURE FINISHES

LACCATI OPACHI  
MATT LACQUERS



OC  
Colori laccati opachi a campionario (vedi pag. 436)  
Choice of matt lacquer colours from our range (see page 436)



Kalista disponibile in tutti i colori  
laccati opachi da campionario.  
L 27 P 36 H 80 cm  
Wallpaper WPT570

Kalista available in all the matt lacquer  
colour finishes from our range.  
W 27 D 36 H 80 cm  
Wallpaper WPT570

## Kalista



Kalista Midi struttura metallo bianco gesso 121. L 60 P 40 H 160 cm  
Kalista Midi with chalk white 121 metal frame. W 60 D 40 H 160 cm

Nella versione alta, Kalista Fianco può essere posizionata sul fianco di un armadio o diventare un pratico e comodo porta abiti Kalista Midi.

In the high version, Kalista Fianco can be placed next to a wardrobe or become a practical and comfortable Kalista Midi clothes hanger.



Kalista Fianco struttura metallo antracite 160. L 45 P 24 H 210 cm  
Kalista Fianco with anthracite 160 metal frame. W 45 D 24 H 210 cm

# SCRITTOIO ATLANTE

La soluzione ideale per creare un angolo studio-lavoro nella zona living o in camera da letto. Il design moderno ed essenziale è messo in risalto dalle gambe in metallo, sottili e oblique, e dall'ampia scelta di finiture per il piano.

The ideal solution for creating a study-work corner in the living area or bedroom. The modern, simple design of this piece is highlighted by its slim, oblique metal legs and the wide choice of finishes for the top.

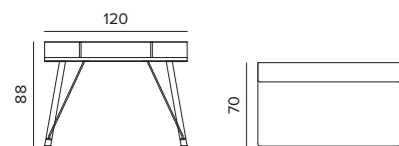


Scrivania Atlante piano materico nodato chiaro,  
struttura metallo antracite 160.  
L 120 P 70 H 88 cm

Atlante desk with textured light knotted top,  
anthracite 160 metal frame.  
W 120 D 70 H 88 cm

# Scrivitoio Atlante

L/W 120 P/D 70 H 88 cm




## FINITURE PIANO / TOP FINISHES

### MT 1/ONE



**MT NAM**  
Noce ambra  
Amber walnut



**MT CNV**  
Canvas



**MT ALP**  
Alpaca

### MT PREMIUM MATERICO - TEXTURE

### MT PREMIUM MATERICO OPACO - MATT TEXTURED



**MT OC BG**  
Bianco gesso  
Chalk white



**MT OC MP**  
Madreperla  
Mother of pearl



**MT OC ARN**  
Arena




**MT OC BA**  
Basalto  
Basalt




**MT OC AN**  
Antracite  
Anthracite

### MT PREMIUM MATERICO ESSENZA - TEXTURED WOOD

### MT PREMIUM MATERICO NODATO - KNOTTED TEXTURED



**MT RSB**  
Rovere sabbia  
Sand oak



**MT RMK**  
Rovere moka  
Mocha oak



**MT RC**  
Rovere carbone  
Coal oak



**MT RT**  
Rovere termocotto  
Heat-treated oak



**MT FO**  
Frassino oriente  
Eastern ash



**MT RNC**  
Nodato chiaro  
Light knotted



**MT RNS**  
Nodato scuro  
Dark knotted



**MT RNN**  
Rovere nodato naturale  
Natural oak knotted

### MT PREMIUM MATERICO PORO APERTO - OPEN PORE TEXTURED

### MT PREMIUM MATERICO CEMENTO - TEXTURED CEMENT



**MT PA BG**  
Bianco gesso  
Chalk white



**MT PA MP**  
Madreperla  
Mother of pearl



**MT CC**  
Cemento chiaro  
Light cement



**MT CV**  
Cemento cava  
Cava cement



**MT CS**  
Cemento scuro  
Dark cement

### LACCATI PORO APERTO

OPEN-PORE LACQUERS



**PA**  
Laccati poro aperto (vedi pag. 436)  
Open-pore lacquers (see page 436)

### LACCATI OPACHI

MATT LACQUERS



**OC**  
Colori laccati opachi a campionario (vedi pag. 436)  
Choice of matt lacquer colours from our range (see page 436)

## FINITURE STRUTTURA / STRUCTURE FINISHES

### DI SERIE - STANDARD



**Antracite 160**  
Anthracite 160

### LACCATI OPACHI

MATT LACQUERS



**OC**  
Colori laccati opachi a campionario (vedi pag. 436)  
Choice of matt lacquer colours from our range (see page 436)

Scrivitoio Atlante piano laccato opaco arena 178,  
struttura metallo arena 178. L 120 P 70 H 87 cm

Ciko vani a giorno

Atlante desk with matt arena 178 lacquered top,  
arena 178 metal frame.  
W 120 D 70 H 87 cm

Ciko wall units



# PANKETTA

Un complemento indoor che vuole richiamare le atmosfere dell'outdoor: la panca sta bene all'ingresso come arredo multifunzione, ai piedi del letto come originale piano d'appoggio o in una stanza guardaroba come pratica seduta.

An indoor accessory that recalls outdoor atmospheres: this bench looks good in an entryway as a multifunction accessory, at the foot of a bed as an original top, or in a dressing room as a practical chair.

Panketta materico rovere sabbia e materico rovere nodato chiaro.  
Base metallo antracite 160.  
L 144 P 38 H 45 cm

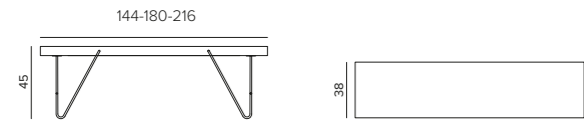
Panketta bench in textured sand oak and textured knotted light oak.  
Anthracite 160 metal base.  
W 144 D 38 H 45 cm






# Panketta

L/W 144 P/D 38 H 45 cm    L/W 180 P/D 38 H 45 cm    L/W 216 P/D 38 H 45 cm




## FINITURE TOP / TOP FINISHES


### MT 1/ONE



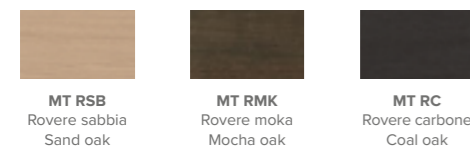
### MT PREMIUM MATERICO - TEXTURE



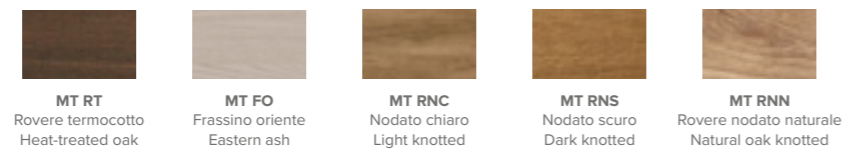
### MT PREMIUM MATERICO OPACO - MATT TEXTURED



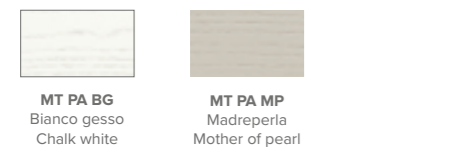
### MT PREMIUM MATERICO ESSENZA - TEXTURED WOOD



### MT PREMIUM MATERICO NODATO - KNOTTED TEXTURED




### MT PREMIUM MATERICO PORO - APERTO OPEN PORE TEXTURED



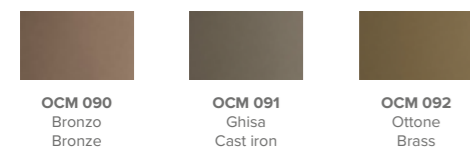
### MT PREMIUM MATERICO CEMENTO - TEXTURED CEMENT




### MT SPECIAL MATERICO - TEXTURED



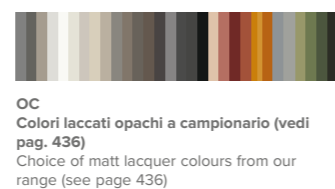
### LACCATI METALLIZZATI - METALLIC LACQUERED



### LACCATI PORO APERTO OPEN-PORE LACQUERS



### LACCATI OPACHI MATT LACQUERS



## FINITURE STRUTTURA / STRUCTURE FINISHES

### DI SERIE - STANDARD



Antracite 160  
Anthracite 160

### LACCATI OPACHI MATT LACQUERS



OC  
Colori laccati opachi a campionario (vedi pag. 436)  
Choice of matt lacquer colours from our range (see page 436)

Panketta laccato opaco bromo 176, base metallo bromo 176.  
L 144 P 38 H 45 cm

Matt bromite 176 lacquered  
Panketta bench, bromite 176  
metal base.  
W 144 D 38 H 45 cm

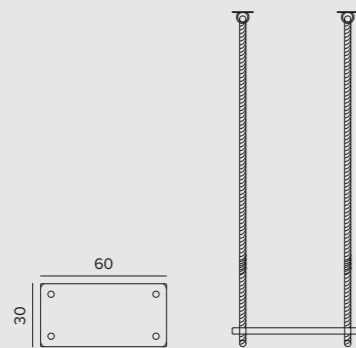


# UP&DOWN

Un'altalena per volare con la fantasia sempre più in alto nel mondo del design: può essere utile, come comodino o piano d'appoggio, ma anche semplicemente bella da vedere, come emblema di gioco e spensieratezza.

A swing that allows your imagination to fly higher in the design world: it can be useful, for example as a bedside table or top, but even just nice to look at, as an emblem of pleasure and lightheartedness.

LW 60 P/D 30 cm



## FINITURE / FINISHES



Rovere nodato naturale  
Natural knotted oak



Rovere bianco spazzolato  
Brushed white oak



Up&Down rovere nodato naturale.  
Giglio pouf / Sign tappeto

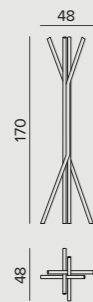
Up&Down rovere nodato naturale.  
Giglio pouf / Sign tappeto

# TREE

Un appendiabiti da terra in legno che, grazie alla sua forma ad albero, porta un tocco di natura e di naturalezza in ingresso o in camera da letto. Quando non viene utilizzato bensì lasciato libero di esprimersi, arreda come una scultura.

A wooden coat stand which, thanks to its tree shape, brings a touch of nature and natural appeal to entryways or bedrooms. When not put to use, it becomes a sculpture.

L/W 48 P/D 48 H 170 cm




## FINITURE STRUTTURA / STRUCTURE FINISHES


LEGNO - WOOD



LGN RSB  
Rovere sabbia  
Sand oak



LGN RMK  
Rovere moka  
Mocha oak



LGN RC  
Rovere carbone  
Coal oak



Appendiabiti Tree legno rovere moka.  
L 48 P 48 H 170 cm

Tree coat stand in mocha oak wood.  
W 48 D 48 H 170 cm

# INGRESSI

Soluzioni pensate e progettate per arredare l'ingresso di casa in modo accogliente e funzionale: armadi, mensole, elementi per il contenimento, piani d'appoggio, specchi e appendiabiti possono essere combinati in diversi modi a seconda delle esigenze.

Solutions created and designed to furnish entryways in a welcoming, functional way: wardrobes, shelves, elements for holding items, tops, mirrors and coat hangers can be combined in different ways according to need.



Ingresso I02 materico rovere moka, laccato opaco bordeaux 156, laccato opaco madreperla 124, metallo antracite 160, specchio Inside. I02 hall arrangement in textured mocha oak, matt burgundy 156 lacquer, matt mother of pearl 124 lacquer, anthracite 160 metal, Inside mirror



Ingresso I03 laccato opaco carta da zucchero 155, specchio linside. I03 hall arrangement in matt blue grey 155 lacquer, Inside mirror.



Ingresso I04 materico rovere carbone, laccato opaco bianco gesso 121, metallo antracite 160, Lettering, appendiabiti Me&You peltro, specchio Inside. I04 hall arrangement in textured coal oak, matt chalk white 121 lacquer, anthracite 160 metal, Lettering, pewter Me&You pegs, Inside mirror



Ingresso I05 materico rovere sabbia, materico cemento chiaro, metallo salvia 159, specchio inside. I05 hall arrangement in textured sand oak, textured light cement, sage 159 metal, Inside mirror.

Ingresso I01 laccato opaco madreperla 124, materico rovere sabbia. Raster metallo antracite 160, inserti materico rovere sabbia. L 180 P 30-40 H 234 cm

I01 hall arrangement in matt mother of pearl 124 lacquer, textured sand oak. Raster units with anthracite 160 metal structure, textured sand oak inserts. W 180 D 30-40 H 234 cm

Cookie Pouff / Bolle specchio

Cookie pouf / Bolle mirror



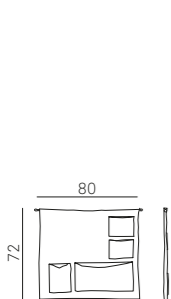
# TASCA



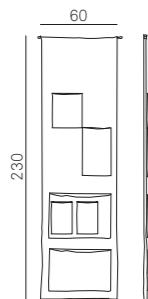
Tasca  
Sinistra: tessuto cat.b texas col. 25 e tasche in tessuto cat. b texas col. 12.  
Destra: tessuto cat.b texas col. 10 e tasche in tessuto cat. b texas col. 31.  
L 80 H 720 cm

Tasca  
Left: cat. B texas col. 25 fabric with pockets in cat. b texas col. 12 fabric  
Right: cat. B texas col. 10 fabric with pockets in cat. b texas col. 31 fabric  
W 80 H 720 cm

L/W 80 H 72 cm



L/W 60 H 230 cm



## RIVESTIMENTO / COVERING

Econabuk, ecopelle e pelle  
Tessuti del campionario

Eco-nubuck, eco-leather and leather upholstery  
Our range of fabrics



Tasca Fianco fondo in ecopelle vintage 102,  
tasche in ecopelle vintage 107.  
L 60 H 230 cm

Tasca Fianco for side panel: back in vintage  
102 eco-leather, pockets in vintage 107 eco-  
leather.  
W 60 H 230 cm

# CLOCK

Un elemento irrinunciabile per chi non vuole perdere tempo.  
 Gli orologi da parete interpretano un classico dell'arredo  
 con estrema originalità.

A must-have for all those who always finds time for good design.  
 These clocks are an extremely original take on a classic piece.



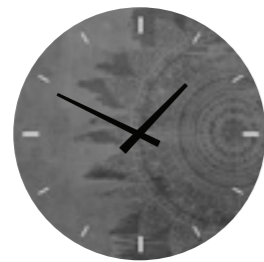
603



650



630



612



670




671



642

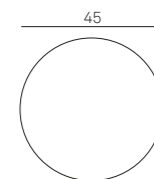


643



644

Ø 45 cm



sp. 2,1 cm base metallo / 2.1 cm thick metal finish  
 sp. 3,3 cm base rovere nodato chiaro / 3.3 cm thick light knotted oak finish

Clock collection 9 grafiche diverse per  
 personalizzare l'orologio da parete.  
 Ø 45 - spessore 3,3 cm

Clock collection: 9 different graphic designs to  
 customise your wall clock.  
 Ø 45 - 3.3 cm thick



# LETTERING

L'appendiabiti "Me&You" è il complemento perfetto per dare un tocco grafico e particolare all'ingresso, ma anche alla camera da letto. Le scritte dedicate alle principali metropoli oppure agli stili musicali sono una decorazione pensata anche per la camera dei ragazzi.

The "Me&You" pegs are the perfect accessory for adding a special graphic touch to your entryway, or even your bedroom. The words dedicated to the main metropolises or to musical styles are a decoration created also for kids' bedrooms.



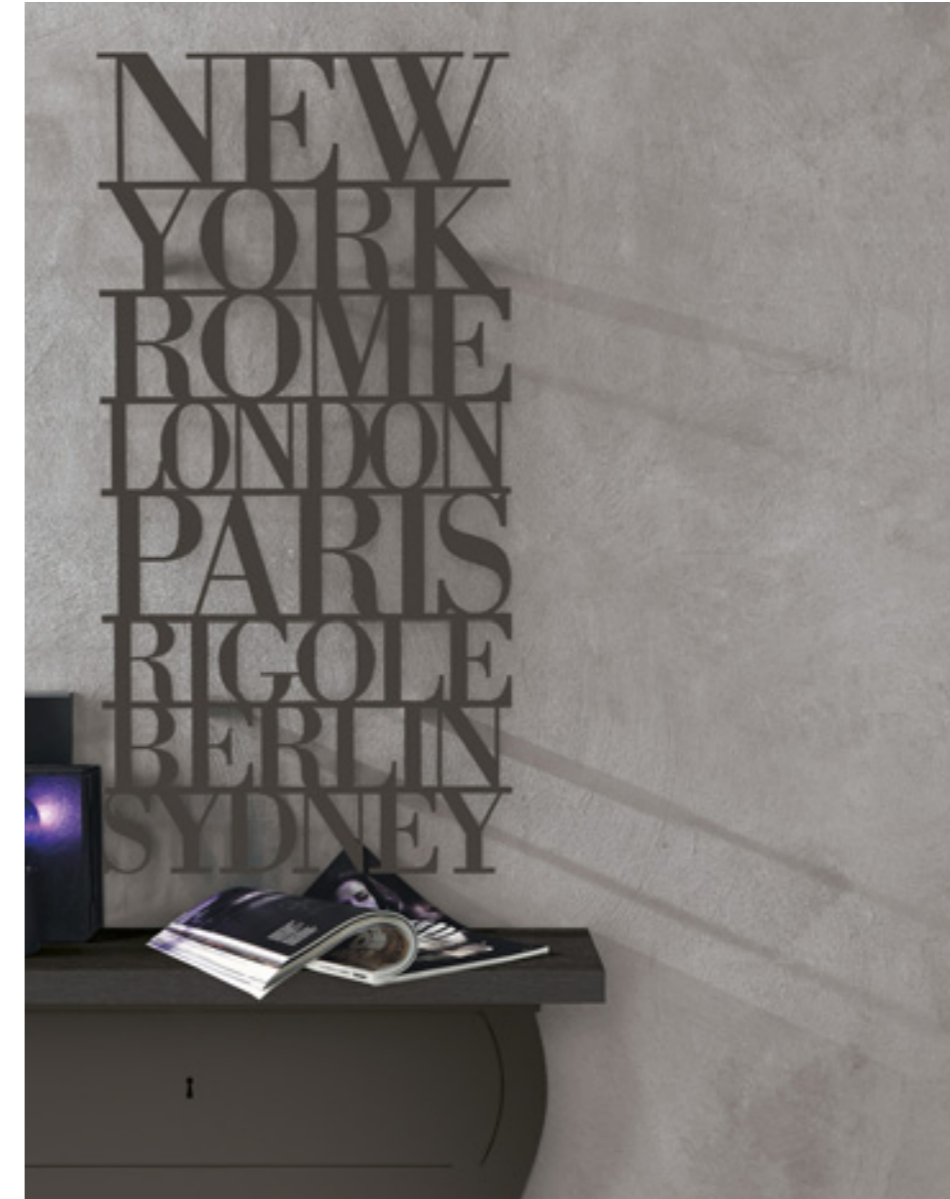
Lettering Me&You metallo antracite 160.  
Me&You Lettering in anthracite 160 metal.

## Lettering

Lettering Music metallo antracite 160.  
Anthracite 160 metal Music Lettering.



Lettering City finitura antracite 160.  
Anthracite 160 finish City Lettering.



**Me&you** : L/W 100 H 19,2 cm

**Music**: L/W 42 H 60 cm

**City**: L/W 42 H 80 cm

Appendiabiti/coat pegs

19,2  
100  
ME&YOU

42  
60  
ROCK  
POP  
DANCE  
HIP HOP  
JAZZ

42  
80  
NEW  
YORK  
ROME  
LONDON  
PARIS  
RIGOLE  
BERLIN  
SYDNEY

### FINITURE / FINISHES



**Antracite 160**  
Anthracite 160



**Bianco gesso 121**  
Chalk white 121



# PLAID

Dopo la camera da letto, le coperte conquistano anche il living. Leggeri e delicati, tinta unita o colorati, i plaid scaldano e decorano sia la notte, sia il giorno.

Throws are venturing out of the bedroom and into the living room. Light and delicate, plain or colourful, throws bring warmth and a decorative touch to your days and nights.



# CUSCINI

Non solo un complemento d'arredo ma il fulcro della decorazione della zona giorno e notte. gioca con diversi tessuti, forme e confezioni per creare il giusto mood per un ambiente di tendenza.

Cushions can be more than accessories: they can determine the decorative style of the day and night areas. mix and match various fabrics, shapes and styles to create the right mood for a trendy setting.

## Formati / Sizes

Cod. 64480  
L. 40 P. 40 cm



Cod. 64481  
L. 55 P. 55 cm



Cod. 64484  
L. 50 P. 25 cm



Cod. 64485  
L. 65 P. 35 cm



## Tipi di confezione / Styles

Confezione/Style 01



Confezione/Style 02



Confezione/Style 03



Confezione/Style 04









Confezione/Style 06



Confezione/Style 08



## Colori Fili Cuciture / Colours, yarns, seams

 Cod. 0587	 Cod. 0338	 Cod. 5054	 Cod. 0020
 Cod. 0133	 Cod. 3286	 Cod. 0856	 Cod. 3426
 Cod. 0209	 Cod. 5017	 Cod. 2851	 Cod. 0877
 Cod. 0128			





## SPECCHIERE\_MIRRORS

Lineari e moderni oppure originali e insoliti per forma e materiale, gli specchi vanno scelti in sintonia con lo stile dell'ambiente e anche pensati per creare originali composizioni a parete.

Linear and modern, in original and unusual shapes or materials, mirrors should be chosen to suit the style of your home or arranged so as to create original wall compositions.



Hashtag p. 374



Bolle p. 378



Inside p. 380



Vip p. 382



Dolcevita p. 384



Replay p. 386

# HASHTAG

La rigorosa geometria è valorizzata dalla cornice a L: disposti in orizzontale o in verticale, gli specchi della collezione danno la possibilità di creare composizioni personalizzate sulla parete in base all'effetto decorativo che si vuole ottenere.

The rigorous geometry of this piece is enhanced by its L-shaped frame: placed horizontally or vertically, the mirrors in this collection can be used to create customisable arrangements on walls according to the decorative effect to be obtained.

Specchiere Hashtag materico opaco bianco gesso, profilo laccato opaco bianco gesso 121, specchio argentato 381.

01. L 65 H 125 SP - 3 cm  
02. L 100 H 72 SP - 3 cm  
03. L 65 H 65 SP - 3 cm  
04. L 65 H 180 SP - 3 cm

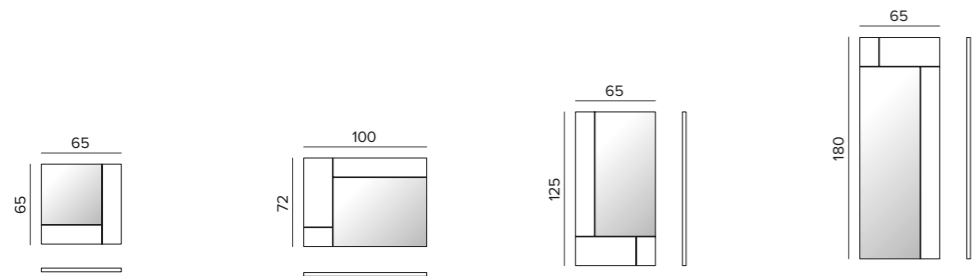
Hashtag mirrors in textured matt chalk white, matt chalk white 121 lacquered trims, silver 381 mirror.

01. W 65 H 125 - 3 cm thick  
02. W 100 H 72 - 3 cm thick  
03. W 65 H 65 - 3 cm thick  
04. W 65 H 180 - 3 cm thick



# Hashtag

Tipo A L/W 65 H 65 SP 3 cm  
 Tipo B L/W 72 H 100 SP 3 cm  
 Tipo C L/W 65 H 125 P 3 cm  
 Tipo D L/W 65 H 180 P 3 cm



Specchio argentato 381  
Silver mirror 381

## FINITURE PROFILO / TRIM FINISHES

### LACCATI LACQUERS



**OC**  
Colori laccati opachi  
a campionario (vedi pag. 436)  
Choice of matt lacquer  
colours from our range (see page 436)

## FINITURA STRUTTURA / STRUCTURE FINISHES

### LACCATI PORO APERTO LACQUERS OPEN PORE



**PA**  
Laccati poro aperto (vedi pag. 436)  
Open-pore lacquers (see page 436)

### LACCATI OPACHI MATT LACQUERS



**OC**  
Colori laccati opachi a campionario (vedi pag. 436)  
Choice of matt lacquer colours  
from our range (see page 436)

## FINITURA STRUTTURA / STRUCTURE FINISHES

### MT 1/ONE



**MT NAM**  
Noce ambra  
Amber walnut



**MT CNV**  
Canvas



**MT ALP**  
Alpaca

### MT PREMIUM MATERICO - TEXTURE

### MT PREMIUM MATERICO OPACO - MATT TEXTURED



**MT OC BG**  
Bianco gesso  
Chalk white



**MT OC MP**  
Madreperla  
Mother of pearl



**MT OC ARN**  
Arena



**MT OC BA**  
Basalto  
Basalt



**MT OC AN**  
Antracite  
Anthracite

### MT PREMIUM MATERICO ESSENZA - TEXTURED WOOD



**MT RSB**  
Rovere sabbia  
Sand oak



**MT RMK**  
Rovere moka  
Mocha oak



**MT RC**  
Rovere carbone  
Coal oak



**MT RT**  
Rovere termocotto  
Heat-treated oak



**MT FO**  
Frassino oriente  
Eastern ash



**MT RNC**  
Nodato chiaro  
Light knotted



**MT RNS**  
Nodato scuro  
Dark knotted



**MT RNN**  
Rovere nodato naturale  
Natural oak knotted

### MT PREMIUM MATERICO NODATO - KNOTTED TEXTURED

### MT PREMIUM MATERICO PORO APERTO - OPEN PORE TEXTURED




**MT PA BG**  
Bianco gesso  
Chalk white



**MT PA MP**  
Madreperla  
Mother of pearl



**MT CC**  
Cemento chiaro  
Light cement




**MT CV**  
Cemento cava  
Cava cement



**MT CS**  
Cemento scuro  
Dark cement

### MT PREMIUM MATERICO CEMENTO - TEXTURED CEMENT


### MT SPECIAL MATERICO - TEXTURED



**MT INT C**  
Intreccio chiaro  
Light intreccio



**MT INT S**  
Intreccio scuro  
Dark Intreccio



**MT PSC**  
Piassetina chiara  
Light piassetina



**MT PSS**  
Piassetina scura  
Dark piassetina



**MT GR**  
Graniglia  
Gravel grey



**MT OBR**  
Ossido brunito  
Burnished oxide



**MT PG**  
Paglia Grigio  
Grey straw



**MT PB**  
Paglia Bronzo  
Bronze straw



**MT MB**  
Maya bronze



# BOLLE

Come bolle di sapone, gli specchi rotondi di varie dimensioni sembrano fluttuare leggeri nello spazio e appoggiarsi delicatamente sulla parete. La loro essenzialità geometrica è perfetta per abbinarsi a qualsiasi stile di arredo.

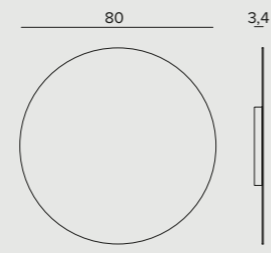
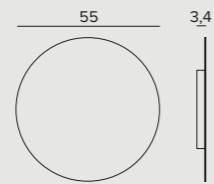
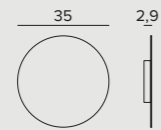
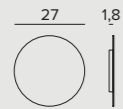
Like soap bubbles, these round mirrors of various sizes seem to float gently in space and rest delicately against the wall. Their geometric simplicity is perfect for combining with any furnishing style.

Ø 27 P/D 1,8 cm

Ø 35 P/D 2,9 cm

Ø 55 P/D 3,4 cm

Ø 80 P/D 3,4 cm



## FINITURE / FINISHES



Specchio  
argentato 381  
Silver mirror 381

Composizione con specchi  
Bolle, finitura specchio.

Bolle mirror composition,  
mirror finish.

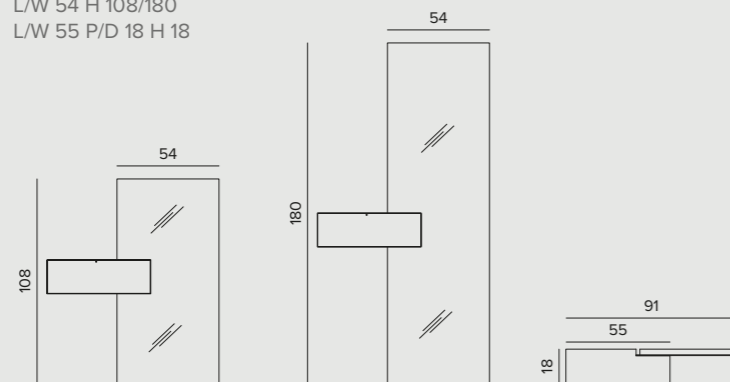


# INSIDE

Una specchiera rettangolare senza cornice e in due altezze per essere appesa sopra ad un mobile oppure per specchiarsi a figura intera. Gli elementi contenitori integrati aggiungono contenimento e lo rendono lo specchio ideale per arredare l'ingresso di casa.

A rectangular mirror, frameless and in two lengths, to be hung above a piece of furniture or used full length. The integrated shelving inserts make it the ideal mirror for furnishing your home entryway.

L/W 54 H 108/180  
L/W 55 P/D 18 H 18




## SPECCHIO / MIRROR



Specchio argentato 381  
Silver mirror 381

## VANI A GIORNO / OPEN SHELVING

LACCATI OPACHI  
MATT LACQUERS



OC  
Colori laccati opachi  
a campionario (vedi pag. 436)  
Choice of matt lacquer colours  
from our range (see page 436)



Specchiera Inside vani  
a giorno metallo opaco  
madreperla 124.  
L 91 P 18 H 180 cm

Kalista

Inside mirror matt  
mother of pearl 124  
metal open shelf units.  
W 91 D 18 H 180 cm

Kalista

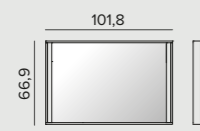


# VIP

Una specchiera rettangolare raffinata ed elegante caratterizzata da una cornice sottile che, ai lati, crea un sofisticato “effetto gola”. Oltre alla sua innata funzionalità, è un complemento che decora qualsiasi parete.

A refined, elegant, rectangular mirror characterised by a slim frame with a sophisticated “groove” effect on its sides. In addition to its innate functionality, this mirror is an accessory that can decorate any wall.

L/W 101,8 H 66,9 SP 6 cm




L/W 69,8 H 178,9 SP 6 cm




Specchio argentato 381  
Silver mirror 381


## LACCATI METALLIZZATI - METALLIC LACQUERED



OCM 090  
Bronzo  
Bronze




OCM 091  
Ghisa  
Cast iron



OCM 092  
Ottone  
Brass

## LACCATI PORO APERTO LACQUERS OPEN PORE



PA  
Laccati poro aperto (vedi pag. 436)  
Open-pore lacquers (see page 436)

## LACCATI OPACHI E LUCIDI MATT OR GLOSS LACQUERS




OC - LC  
Colori laccati opachi e lucidi a campionario (vedi pag. 436)  
Choice of matt and gloss lacquer colours from our range (see page 436)

## LEGNO - WOOD



LGN RSB  
Rovere sabbia  
Sand oak



LGN RMK  
Rovere moka  
Mocha oak



LGN RC  
Rovere carbone  
Coal oak

Specchiera Vip laccato poro aperto madreperla 224.  
L 101,8 H 66,9 SP - 6 cm

Vip mirror in open-pore mother of pearl 224 lacquer  
W 101.8 H 66.9 - 6 cm thick

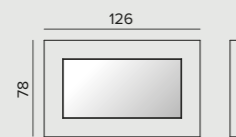


# DOLCEVITA

Un'ampia cornice personalizzabile racchiude lo specchio e lo mette in risalto, ovunque si trovi. La specchiera diventa un quadro, capace di riflettere la sua bellezza e quella di chi lo guarda nello spazio circostante.

An ample customisable frame surrounds the mirror, distinguishing it, no matter where it is placed. The mirror becomes a picture, able to reflect its own beauty and that of those who look at it in the surrounding space.

L 126 H 78 SP 6,5 cm




Specchio argentato 381  
Silver mirror 381

## LACCATI METALLIZZATI - METALLIC LACQUERED



**OCM 090**  
Bronzo  
Bronze



**OCM 091**  
Ghisa  
Cast iron



**OCM 092**  
Ottone  
Brass

## LACCATI PORO APERTO LACQUERS OPEN PORE



**PA**  
Laccati poro aperto (vedi pag. 436)  
Open-pore lacquers (see page 436)

## LACCATI OPACHI E LUCIDI MATT OR GLOSS LACQUERS




**OC - LC**  
Colori laccati opachi e lucidi a  
campionario (vedi pag. 436)  
Choice of matt and gloss lacquer colours  
from our range (see page 436)

## LEGNO - WOOD



**LGN RSB**  
Rovere sabbia  
Sand oak



**LGN RMK**  
Rovere moka  
Mocha oak



**LGN RC**  
Rovere carbone  
Coal oak



Specchiera Dolcevita legno laccato poro aperto  
bianco gesso 221.  
L 126 H 78 SP - 6,5 cm

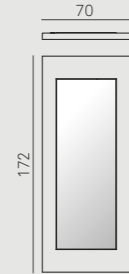
Dolcevita mirror in open-pore chalk white 221  
lacquered wood.  
W 126 H 78 - 6.5 cm thick

# REPLAY

L 132 H 70 SP 5 cm




L 70 H 172 SP 5 cm



Specchio argentato 381  
Silver mirror 381


## FINITURA STRUTTURA / STRUCTURE FINISHES

### LACCATI PORO APERTO LACQUERS OPEN PORE



**PA**  
Laccati poro aperto (vedi pag. 436)  
Open-pore lacquers (see page 436)

### LACCATI OPACHI MATT LACQUERS




**OC**  
Colori laccati opachi a campionario (vedi pag. 436)  
Choice of matt lacquer colours  
from our range (see page 436)

### MT 1/ONE



**MT NAM**  
Noce ambra  
Amber walnut




**MT CNV**  
Canvas




**MT ALP**  
Alpaca

### MT PREMIUM MATERICO - TEXTURE

### MT PREMIUM MATERICO OPACO - MATT TEXTURED



**MT OC BG**  
Bianco gesso  
Chalk white



**MT OC MP**  
Madreperla  
Mother of pearl



**MT OC ARN**  
Arena



**MT OC BA**  
Basalto  
Basalt




**MT OC AN**  
Antracite  
Anthracite


### MT PREMIUM MATERICO ESSENZA - TEXTURED WOOD




**MT RSB**  
Rovere sabbia  
Sand oak



**MT RMK**  
Rovere moka  
Mocha oak



**MT RC**  
Rovere carbone  
Coal oak



**MT RT**  
Rovere termocotto  
Heat-treated oak



**MT FO**  
Frassino oriente  
Eastern ash



**MT RNC**  
Nodato chiaro  
Light knotted




**MT RNS**  
Nodato scuro  
Dark knotted




**MT RNN**  
Rovere nodato naturale  
Natural oak knotted

### MT PREMIUM MATERICO NODATO - KNOTTED TEXTURED

### MT PREMIUM MATERICO PORO APERTO - OPEN PORE TEXTURED




**MT PA BG**  
Bianco gesso  
Chalk white




**MT PA MP**  
Madreperla  
Mother of pearl



**MT CC**  
Cemento chiaro  
Light cement




**MT CV**  
Cemento cava  
Cava cement




**MT CS**  
Cemento scuro  
Dark cement

### MT PREMIUM MATERICO CEMENTO - TEXTURED CEMENT


### MT SPECIAL MATERICO - TEXTURED




**MT INT C**  
Intreccio chiaro  
Light intreccio




**MT INT S**  
Intreccio scuro  
Dark Intreccio



**MT PSC**  
Piasentina chiara  
Light piasentina



**MT PSS**  
Piasentina scura  
Dark piasentina




**MT GR**  
Graniglia  
Gravel grey



**MT OBR**  
Ossido brunito  
Burnished oxide



**MT PG**  
Paglia Grigio  
Grey straw



**MT PB**  
Paglia Bronzo  
Bronze straw



**MT MB**  
Maya bronzo



Specchiera Replay materico cemento chiaro.  
L 70 H 172 SP 5 cm


Replay mirror in textured light cement.  
W 70 H 172 SP 5 cm



Wallpaper p. 390



Tappeti / Rugs p. 398



Quadri / Pictures p. 406



## WALLPAPER

Con la loro varietà grafica e cromatica, le carte da parati decorano qualsiasi parete oppure fanno da sfondo agli arredi. Quelle di Tomasella sono una scelta di qualità: resistenti grazie allo spessore, pratiche perché lavabili e durevoli nel tempo, lasciano traspirare la parete, proteggendola allo stesso tempo.

With their graphic and chromatic variety, wallpapers decorate any wall or act as a background to furnishings. Tomasella wallpapers are a quality choice: resistant thanks to their thickness, practical because washable and long-lasting, they allow the wall to breathe, protecting it at the same time.

# Wallpaper

Il disegno delle carte non viene adattato alla parete del cliente ma parte sempre dall'angolo in basso a sinistra.  
The patterns on the wallpaper are not adapted to the client's wall but always begin from the lower left corner.



WPT583



WPT582



WPT577



WPT576




WPT581



WPT580



WPT575



WPT574



WPT579



WPT578



WPT573



WPT572

# Wallpaper

Il disegno delle carte non viene adattato alla parete del cliente ma parte sempre dall'angolo in basso a sinistra.  
The patterns on the wallpaper are not adapted to the client's wall but always begin from the lower left corner.




WPT571



WPT570




WPT562




WPT561




WPT566



WPT565



WPT553



WPT552



WPT564



WPT563



WPT551



WPT550

## Wallpaper

Tante le grafiche tra cui poter scegliere: geometriche, ottiche, astratte, figurate, colorate, bianco e nero, vintage. L'effetto delle carte da parati è sempre e comunque molto scenografico. Ideali per il soggiorno, la camera da letto, la stanza dei ragazzi, la cucina, il corridoio e persino il bagno.

There are plenty of graphics to choose from: geometric, optical, abstract, with figures, coloured, black and white, vintage. Wallpaper always has a spectacular effect. Ideal for living rooms, bedrooms, kids' rooms, kitchens, corridors, and even bathrooms.

Il disegno delle carte non viene adattato alla parete del cliente ma parte sempre dall'angolo in basso a sinistra.  
The patterns on the wallpaper are not adapted to the client's wall but always begin from the lower left corner.




WPT538



WPT527



WPT517



WPT513




WPT526



WPT522



WPT512



WPT509






## COLLEZIONE TAPPETI\_ RUG COLLECTION

I tappeti arredano e decorano gli ambienti, rendendo ogni spazio più caldo e accogliente, dalla casa allo showroom. Le proposte di Tomasella si ispirano allo stile delle collezioni di arredo: funzionali e creative, perfette per stili di vita contemporanei.


From homes to showrooms, rugs furnish and decorate rooms, making each space warmer and cosier.

Tomasella's proposals are inspired by the style of furnishing collections: functional and creative, perfect for contemporary lifestyles.

Collezione tappeti




ETHNIC  
L 200 P 300 cm




TAPE  
L 200 P 300 cm




Collezione tappeti




LIGHT SPOT  
L 200 P 300 cm



DARK SPOT  
L 200 P 300 cm



ICONES  
L 200 P 300 cm



SIGN  
L 200 P 300 cm

Collezione tappeti




ORIENTAL  
L 200 P 300 cm



SHADE  
L 200 P 300 cm



WAVE  
L 200 P 300 cm



TARTAN  
L 200 P 300 cm



## COLLEZIONE QUADRI\_ PICTURE COLLECTION

Sopra la madia o lo scrittoio oppure dietro il divano o la tv: fantasie, grafiche, misure e combinazioni sono state pensate, disegnate e progettate per valorizzare qualsiasi parete. Stampati o in tela, le collezioni di quadri donano personalità.

Pictures. Hung above a sideboard or desk, sofa or TV: patterns, graphical designs, sizes and combinations have been created, designed and planned to enhance any wall. Printed or on canvas, our picture collections add a touch of personality to any setting.

QUADRI  
TELA

CANVAS PICTURES





Jungle 1 - 80x120 cm

Jungle 2 - 80x120 cm



Jungle 1 - 40x40 cm

Jungle 2 - 40x40 cm



Leaf 1 - 80x120 cm

Leaf 2 - 80x120 cm



Leaf 1 - 40x40 cm

Leaf 2 - 40x40 cm



Shade 1 - 80x120 cm

Shade 2 - 80x120 cm



Shade 1 - 40x40 cm

Shade 2 - 40x40 cm



Eden 1 - 80x120 cm

Eden 2 - 80x120 cm



Eden 1 - 40x40 cm

Eden 2 - 40x40 cm



Zen 1 - 80x120 cm



Zen 2 - 80x120 cm



Zen 1 - 40x40 cm



Zen 2 - 40x40 cm



Historia 1 - 80x120 cm



Historia 2 - 80x120 cm



Historia 1 - 40x40 cm



Historia 2 - 40x40 cm



Visage 1 - 80x120 cm



Visage 2 - 80x120 cm



Visage 1 - 40x40 cm



Visage 2 - 40x40 cm



Palette 1 - 80x120 cm



Palette 2 - 80x120 cm



Palette 1 - 40x40 cm



Palette 2 - 40x40 cm



# COLLEZIONE QUADRI

PICTURE COLLECTIONS





Forest XS  
Collezione quadri /  
Picture collection




Forest S  
Collezione quadri /  
Picture collection



Forest M  
Collezione quadri /  
Picture collection



Forest M LINEAR 1  
Collezione quadri /  
Picture collection



Forest M LINEAR 2  
Collezione quadri /  
Picture collection



Grace XS  
Collezione quadri /  
Picture collection



Grace S  
Collezione quadri /  
Picture collection



Grace M  
Collezione quadri /  
Picture collection




Grace M LINEAR 1  
Collezione quadri /  
Picture collection




Grace M LINEAR 2  
Collezione quadri /  
Picture collection



Watercolors XS  
Collezione quadri /  
Picture collection



Watercolors S  
Collezione quadri /  
Picture collection




Watercolors M  
Collezione quadri /  
Picture collection



Watercolors M LINEAR 1  
Collezione quadri /  
Picture collection




Watercolors M LINEAR 2  
Collezione quadri /  
Picture collection



Jadore XS  
Collezione quadri /  
Picture collection



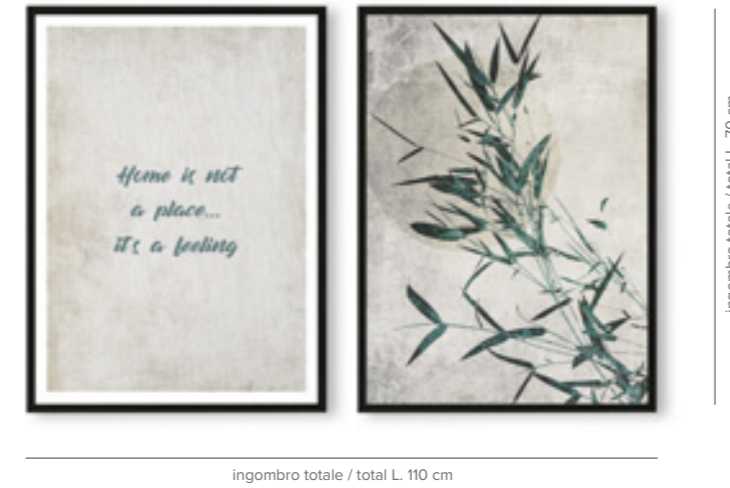
Jadore S  
Collezione quadri /  
Picture collection



Jadore M  
Collezione quadri /  
Picture collection



Jadore M LINEAR 1  
Collezione quadri /  
Picture collection



Jadore M LINEAR 2  
Collezione quadri /  
Picture collection



Collage XS  
Collezione quadri /  
Picture collection



ingombro totale / total L. 71 cm

ingombro totale / total L. 75 cm

Collage S  
Collezione quadri /  
Picture collection



ingombro totale / total L. 87 cm

ingombro totale / total L. 87 cm


Collage M  
Collezione quadri /  
Picture collection



ingombro totale / total L. 120 cm

ingombro totale / total L. 127 cm

Collage M LINEAR 1  
Collezione quadri /  
Picture collection



ingombro totale / total L. 110 cm

ingombro totale / total L. 70 cm

Collage M LINEAR 2  
Collezione quadri /  
Picture collection



ingombro totale / total L. 110 cm

ingombro totale / total L. 70 cm

Elegance XS  
Collezione quadri /  
Picture collection



ingombro totale / total L. 71 cm

Elegance S  
Collezione quadri /  
Picture collection



ingombro totale / total L. 87 cm

Elegance M  
Collezione quadri /  
Picture collection




ingombro totale / total L. 120 cm

Elegance M LINEAR 1  
Collezione quadri /  
Picture collection



ingombro totale / total L. 110 cm

Elegance M LINEAR 2  
Collezione quadri /  
Picture collection



ingombro totale / total L. 110 cm



Contemporary XS  
Collezione quadri /  
Picture collection



ingombro totale / total L. 71 cm

Contemporary S  
Collezione quadri /  
Picture collection



ingombro totale / total L. 87 cm

Contemporary M  
Collezione quadri /  
Picture collection



ingombro totale / total L. 120 cm

Contemporary Style M Regular  
Collezione quadri /  
Picture collection



ingombro totale / total L. 130 cm

Contemporary M LINEAR 1  
Collezione quadri /  
Picture collection



ingombro totale / total L. 110 cm

# FINITURE\_FINISHES


Un'ampia gamma di materiali e colori permette infinite possibilità di personalizzazione. Ogni arredo, complemento e accessorio può essere declinato in diverse finiture per adattarsi allo stile degli ambienti e ai gusti di chi li vive quotidianamente.

A wide choice of materials and colours means infinite customisation possibilities. Each piece of furniture and accessory can be supplied with different finishes to better suit the style of rooms and the taste of those who live in them daily.

## MT 1/ONE



**MT NAM**  
Noce ambra  
Amber walnut




**MT CNV**  
Canvas

## LEGNO

WOOD




**LGN RSB**  
Rovere sabbia  
Sand oak




**LGN RMK**  
Rovere moka  
Mocha oak




**LGN RC**  
Rovere carbone  
Coal oak




**LGN RT**  
Rovere termocotto  
Heat-treated oak



**LGN CRSB**  
Rovere sabbia canettè  
Reeded sand oak




**LGN CRMK**  
Rovere moka canettè  
Reeded mocha oak




**LGN CRC**  
Rovere carbone canettè  
Reeded coal oak

## GRES

STONEWARE



**012**  
Pietra Antracite




**032**  
Fokos Terra



**033**  
Fokos Piombo




**034**  
Urban Marble




**035**  
Amani




**040**  
Calacatta oro



**041**  
Noir desir




**042**  
Emperador




**043**  
Nero greco



**070**  
Calatorao silk



**071**  
Abu dhabi silk



**072**  
Pulpis silk

**MT PREMIUM**  
MATERICO TEXTURE  
TEXTURED



**MT ALP**  
Alpaca

**MT PREMIUM**  
MATERICO ESSENZA  
TEXTURED WOOD



**MT RSB**  
Rovere sabbia  
Sand oak



**MT RMK**  
Rovere moka  
Mocha oak



**MT RC**  
Rovere carbone  
Coal oak



**MT RT**  
Rovere termocotto  
Heat-treated oak



**MT FO**  
Frassino oriente  
Eastern ash

**MT PREMIUM**  
MATERICO NODATO  
KNOTTED TEXTURED



**MT RNC**  
Nodato chiaro  
Light knotted




**MT RNS**  
Nodato scuro  
Dark knotted



**MT RNN**  
Rovere nodato naturale  
Natural knotted oak

**MT PREMIUM**  
MATERICO OPACO  
MATT TEXTURED



**MT OC BG**  
Bianco gesso  
Chalk white



**MT OC MP**  
Madreperla  
Mother of pearl



**MT OC ARN**  
Arena



**MT OC BA**  
Basalto  
Basalt



**MT OC AN**  
Antracite  
Anthracite

**MT PREMIUM**  
MATERICO PORO APERTO  
OPEN PORE TEXTURED



**MT PA BG**  
Bianco gesso  
Chalk white




**MT PA MP**  
Madreperla  
Mother of pearl

**MT PREMIUM**  
MATERICO CEMENTO  
TEXTURED CEMENT



**MT CC**  
Cemento chiaro  
Light cement



**MT CV**  
Cemento cava  
Cava cement



**MT CS**  
Cemento scuro  
Dark cement

**MT SPECIAL**  
MATERICO  
TEXTURED



**MT INT C**  
Intreccio chiaro  
Light intreccio



**MT INT S**  
Intreccio scuro  
Dark Intreccio



**MT PSC**  
Piasentina chiara  
Light piasentina



**MT PSS**  
Piasentina scura  
Dark piasentina




**MT GR**  
Graniglia  
Gravel grey




**MT OBR**  
Ossido brunito  
Burnished oxide



**MT PG**  
Paglia grigio  
Grey straw



**MT PB**  
Paglia bronzo  
Bronze straw




**MT MB**  
Maya bronze  
Bronze straw

**LACCATI METALLIZZATI**  
METALLIC LACQUERS



**OCM 090**  
Bronzo  
Bronze



**OCM 091**  
Ghisa  
Cast iron



**OCM 092**  
Ottone  
Brass

# COLORI

LACCATI OPACHI E LUCIDI,  
CANETTÈ LACCATO E METALLI,  
LACCATI PORO APERTO  
VETRO COLORATO LUCIDO E SATINATO.

MATT AND GLOSS LACQUERS,  
REDED LACQUERS AND METALS,  
OPEN-PORE LACQUERS  
GLOSS AND SATIN LACQUERED GLASS.

## Esempio con bianco gesso / Example in chalk white



**121**

COD. 100  
laccati opachi e lucidi  
matt and gloss lacquers



**121**

COD. 100  
per laccati canettè  
reeded lacquers



**221**

COD. 200  
per laccati poro aperto  
open-pore lacquers



**321**

COD. 300  
vetri colorati lucidi  
gloss lacquered glass



**421**

COD. 400  
vetri colorati satinati  
satin lacquered glass

I colori del campionario Tomasella sono di riferimento per laccati lucidi e opachi, laccati canettè, laccati poro aperto, vetro colorato lucido e satinato e metalli.

The Tomasella colour palette can be used for reference purposes for gloss and matt lacquers, reeded lacquers, open-pore lacquers, gloss and satin lacquered glass and metal finishes.



Bianco gesso / Chalk white

**121**  
**221**  
**321**  
**421**



Platino / Platinum

**162**  
**262**  
**362**  
**462**



Madreperla / Mother of pearl

**124**  
**224**  
**324**  
**424**



Canapa / Hemp

**150**  
**250**  
**350**  
**450**



Ghiaccio / Ice

**173**  
**273**  
**373**  
**473**



Basalto / Basalt

**177**  
**277**  
**377**  
**477**



Bromo / Bromite

**176**  
**276**  
**376**  
**476**



Carta da zucchero / Blue grey

**155**  
**255**  
**355**  
**455**



Hot / Hot grey

**127**  
**227**  
**327**  
**427**



Arena

**178**  
**278**  
**378**  
**478**



Grigio Piacenza / Piacenza grey

**130**  
**230**  
**330**  
**430**



Fango / Mud brown

**161**  
**261**  
**361**  
**461**



Mimetico / Mimetic green

**166**  
**266**  
**366**  
**466**



Onice / Onyx

**167**  
**267**  
**367**  
**467**



Mirto / Myrtle

**165**  
**265**  
**365**  
**465**



Bosco / Forest green

**168**  
**268**  
**368**  
**468**



Pomice / Pumice

**152**  
**252**  
**352**  
**452**



Salina / Salt grey

**163**  
**263**  
**363**  
**463**



Fumo / Smoky grey

**174**  
**274**  
**374**  
**474**



Lava

**175**  
**275**  
**375**  
**475**



Salvia / Sage

**159**  
**259**  
**359**  
**459**



Zafferano / Saffron

**158**  
**258**  
**358**  
**458**



Rubino / Ruby red

**172**  
**272**  
**372**  
**472**



Bordeaux / Burgundy

**156**  
**256**  
**356**  
**456**



Smoke

**128**  
**228**  
**328**  
**428**



Antracite / Anthracite

**160**  
**260**  
**360**  
**460**



Ardesia / Slate

**164**  
**264**  
**364**  
**464**



Nero fumo / Smoke black

**131**  
**231**  
**331**  
**431**



Curcuma / Turmeric

**169**  
**269**  
**369**  
**469**



Terracotta

**170**  
**270**  
**370**  
**470**



Tabasco

**171**  
**271**  
**371**  
**471**



Pesca / Peach

**157**  
**257**  
**357**  
**457**


**Páginas de síntesis**  
**Descriptifs**  
**Seitenübersicht**

Textos en español,  
francés y alemán

Textes en espagnol,  
français et allemand

Texte in Spanisch,  
Französisch und Deutsch

p. 07



SCENARIO

Aparador Scenario estructura roble carbón y respaldo roble carbón canettè.  
Base Tracks metal antracita/latón.  
L 216 P 51,5 H 66 cm

Buffet Scenario, structure en chêne charbonné et dossier en chêne charbonné nervuré.  
Piètement Tracks en métal anthracite/laiton.  
L 216 P 51,5 H 66 cm

Scenario Sideboard, Struktur Eiche Kohlenschwarz, Wandelement Eiche Kohlenschwarz canettè.  
Tracks Grundgestell Metall Anthrazit/Messing.  
L 216 B 51,5 H 66 cm

p. 14



MONTGOMERY

Aparador Montgomery estructura lacado mate salina 163, base Tracks metal lacado salina 163.  
L 241 P 51,5 H 85 cm  
Mesa Bite / Sillas Hood / Composición cuadros Jadore

Buffet Montgomery, structure laquée salina 163 mate, piètement Tracks en métal laqué salina 163.  
L 241 P 51,5 H 85 cm  
Bite table / Hood chaises / Jadore composition tableaux

Montgomery Sideboard, Struktur matt lackiert Salina 163, Tracks Grundgestell Metall lackiert Salina 163.  
L 241 B 51,5 H 85 cm  
Bite Tisch / Hood Stühle / Jadore Bildkomposition

p. 16



MONTGOMERY

Aparador Montgomery estructura lacado mate bromo 176.  
L 120 P 51,5 H 123,3 cm  
Mesa Avalon / Sillas Adele

Buffet Montgomery, structure laquée brome 176 mate.  
L 120 P 51,5 H 123,3 cm  
Avalon table / Adele chaises

Montgomery Sideboard, Struktur matt lackiert Brom 176.  
L 120 B 51,5 H 123,3 cm  
Avalon Tisch / Adele Stühle

p. 28



BASILEA

Aparador Basilea estructura y perfil lacado mate salina 163, plano superior gres fokos plomo, manija metal antracita 160.  
Base Tracks metal antracita/latón.  
L 216 P 51,5 H 90 cm  
Mesa Halley / Sillas Fly

Buffet Basilea, structure et profil laqués salina 163 mats, plateau en grès fokos plomb, poignée en métal anthracite 160. Piètement Tracks en métal anthracite/laiton.  
L 216 P 51,5 H 90 cm  
Table Halley / Chaises Fly

Basilea Sideboard, Struktur und Profil matt lackiert Salina 163, Platte Gres Fokos Blei, Griffesatz Metall Anthrazit 160.  
Tracks Grundgestell Metall Anthrazit/Messing.  
L 216 B 51,5 H 90 cm  
Halley Tisch / Fly Stühle

p. 30



BASILEA

Aparador Basilea estructura y perfil lacado mate hielo 173, plano superior vidrio pulido bromo 376, manija lacado mate bromo 176. Base Tracks metal antracita/latón.  
L 108 P 40,3 H 144 cm  
Mesa Infinity / Sillas Atlas  
Butacas Hood

Buffet Basilea, structure et profil laqués glace 173 mats, plateau en verre lucide brome 376, poignée laquée brome 176 mate. Piètement Tracks en métal anthracite/laiton.  
L 108 P 40,3 H 144 cm  
Table Infinity / Chaises Atlas  
Fauteuils Hood

Basilea Sideboard, Struktur und Profil matt lackiert Eis 173, Glasplatte matt Brom 376, Griffesatz matt lackiert Brom 176. Tracks Grundgestell Metall Anthrazit/Messing.  
L 108 B 40,3 H 144 cm  
Infinity Tisch / Atlas Stühle  
Hood Sessel

p. 37



VINCI

Aparador Vinci A04 cajón roble carbón canettè y puertas lacado mate bromo 176. Perfil y base metal antracita 160.  
L 216 P 51 H 93,5 cm  
Puf Cookie / Colección cuadros Grace M

Buffet Vinci A04, tiroir en chêne charbonné nervuré et portes laquées brome 176 mates. Profil et piètement en métal anthracite 160.  
L 216 P 51,5 H 93,5 cm  
Pouf Cookie / Collection tableaux Grace M

Vinci A04 Sideboard, Schublade Eichenkohle Canettè und Türe matt lackiert Brom 176. Profil und Grundgestell Metall Anthrazit 160.  
L 216 B 51 H 93,5 cm  
Cookie Hocker / Grace M Bilderkollektion

p. 20



FRAME

Aparador Frame estructura roble carbón y frontales carbón y lacado mate hielo 173.  
Base Tracks metal antracita/latón.  
L 208 P 52 H 82,8 cm

Buffet Frame, structure en chêne charbonné et panneaux devant en chêne charbonné et laqué glace 173 mat. Piètement Tracks en métal anthracite/laiton.  
L 208 P 52 H 82,8 cm  
Table basse Caruso / fauteuil Loft

Frame Sideboard, Struktur Eichenkohle und Vordererelemente Kohle und matt lackiert Eis 173.  
Tracks Grundgestell Metall Anthrazit/Messing.  
L 208 B 52 H 82,8 cm

p. 22




FRAME

Aparador Frame madera roble moka. Base Tracks metal antracita/latón.  
L 208 P 52 H 82,8 cm  
Mesa Avalon / Puf Barrique / Cuadros tela Eden 1 y 2

Buffet Frame en chêne moka. Piètement Tracks en métal anthracite/laiton.  
L 208 P 52 H 82,8 cm  
Table Avalon / Pouf Barrique / Tableaux sur toile Eden 1 et 2

Frame Sideboard Eiche Moka. Tracks Grundgestell Metall Anthrazit/Messing.  
L 208 B 52 H 82,8 cm  
Avalon Tisch / Barrique Hocker / Eden 1 und 2 Leinwandbilder

p. 27




BASILEA

Aparador Basilea estructura matérico nogal ámbar, plano superior gres fokos tierra, manilla antracita 160.  
Base Tracks metal antracita/latón.  
L 216 P 515 H 99 cm  
Mesita Caruso / Cuadro tela Jungle 2

Buffet Basilea, structure en bois noyer texturé ambre, plateau en grès fokos terre, poignée en anthracite 160. Piètement Tracks en métal anthracite/laiton.  
L 216 P 515 H 99 cm  
Table basse Caruso / Tableau sur toile Jungle 2

Basilea Sideboard, Struktur Rau Nussholz Bernstein, Platte Gres Fokos Erde, Griffesatz Anthrazit 160.  
Tracks Grundgestell Metall Anthrazit/Messing.  
L 216 B 51,5 H 99 cm  
Caruso Beistelltisch / Jungle 2 Leinwandbild

p. 38




VINCI

Aparador Vinci cajón lacado mate arena canettè 178, puertas lacado mate arena 178. Perfil y base metal arena 178.  
L 216 P 51,5 H 93,5 cm

Buffet Vinci, tiroir laqué arena nervuré 178 mat, portes laquées arena 178 mates. Profil et piètement en métal arena 178.  
L 216 P 51,5 H 93,5 cm

Vinci Sideboard, Schublade matt lackiert Arena Canettè 178, Türe matt lackiert Arena 178. Profil und Grundgestell Metall Arena 178.  
L 216 B 51,5 H 93,5 cm

p. 40



VINCI

Aparador Vinci A04 cajón roble moka canettè, puertas matérico piasentina oscura, perfil y base metal antracita 160.  
L 198 P 51,5 H 93,5 cm  
Compartimento abierto Ciko / Puf Guccino / Alfombra Light spot

Buffet Vinci A04, tiroir en chêne moka nervuré, portes texturées piasentina foncée, profil et piètement en métal anthracite 160.  
L 198 P 51,5 H 93,5 cm  
Casier Ciko / Pouf Guccino / Tapis Light spot

Vinci A04 Sideboard, Schublade Eiche Moka Canettè, Türe Rau Piasentina dunkel, Profil und Grundgestell Metall Anthrazit 160.  
L 198 B 51,5 H 93,5 cm  
Ciko offenes Abteil / Guccino Hocker / Light spot Teppich

p. 42



VINCI

Aparador Vinci estructura roble carbón y plano superior roble carbón canettè y puertas gráfica V002.  
Base y perfiles metal antracita 160.

Buffet Vinci, structure en chêne charbonné et plateau en chêne charbonné nervuré et portes avec décor graphique V002.  
Piètement et profils en métal anthracite 160.

Vinci Sideboard, Struktur Eichenkohle und Platte Eichenkohle Canettè, Türe V002-Grafik.  
Grundgestell und Profile Metall Anthrazit 160.

p. 42



VINCI

Aparador Vinci estructura roble carbón y plano superior de roble carbón canettè y puertas gráfica V1001. Base y perfiles metal antracita 160.

Buffet Vinci, structure en chêne charbonné et plateau en chêne charbonné nervuré et portes avec décor graphique V1001. Piétement et profils en métal anthracite 160.

Vinci Sideboard, Struktur Eichenkohle und Platte Eichenkohle Canettè, Türe V1001-Grafik. Grundgestell und Profile Metall Anthrazit 160.

p. 43



VINCI

Aparador Vinci cajones lacado mate canettè bromo 176, estructura y plano superior lacado mate bromo 176 y puertas gráfica V1003. Base y perfiles metal bromo 176.

Buffet Vinci, tiroirs laqués nervurés brome 176 mats, structure et plateau laqués brome 176 mats et portes avec décor graphique V1003. Piétement et profils en métal brome 176.

Vinci Sideboard, Schubladen matt lackiert Canettè Brom 176, Struktur und Platte matt lackiert Brom 176 und Türe V1003-Grafik. Grundgestell und Profile Metall Brom 176

p. 43



VINCI

Aparador Vinci cajones lacado mate canettè papel de azúcar 155, estructura y plano superior lacado papel de azúcar 155 y puertas gráficas V005. Base y perfiles metal papel de azúcar 155.

Buffet Vinci, tiroirs laqués nervurés bleus bébé 155 mats, structure et plateau laqués bleu bébé 155 et portes avec décor graphique V005. Piétement et profils en métal bleu bébé 155.

Vinci Sideboard, Schubladen matt lackiert Canettè babyblau 155, Struktur und Platte lackiert babyblau 155 und Türe V005-Grafik. Grundgestell und Profile Metall babyblau 155.

p. 49



VINCI

Aparador Vinci estructura lacado mate papel de azúcar 155, gráfica V004. Perfiles y base metal antracita 160. L 216 P 51 H 93,5 cm Cuadros tela Visage 1 y 2 / Alfombra Wave

Buffet Vinci, structure laquée bleue bébé 155 mate, décor graphique V004. Profils et piétement en métal anthracite 160. L 216 B 51 H 93,5 cm Tableaux sur toile Visage 1 et 2 / Tapis Wave

Vinci Sideboard, Struktur matt lackiert babyblau 155, V004-Grafik. Profile und Grundgestell Metall Anthrazit 160. L 216 B 51 H 93,5 cm Visage 1 und 2 Leinwandbilder / Wave Teppich

p. 50



VINCI

Aparador Vinci lacado mate arena 178, puertas gráfica V1005, perfiles y base metal arena 178.

Buffet Vinci laqué arena 178 mat, portes avec décor graphique V1005, profils et piétement en métal arena 178.

Vinci Sideboard matt lackiert Arena 178, Türe V1005-Grafik, Profile und Grundgestell Metall Arena 178.

p. 50



VINCI

Aparador Vinci lacado mate bromo 176, puertas gráfica V1008, perfiles y base metal bromo 176.

Buffet Vinci laqué brome 176 mat, portes avec décor graphique V1008, profils et piétement en métal brome 176.

Vinci Sideboard matt lackiert Brom 176, Türe V1008-Grafik, Profile und Grundgestell Metall Brom 176.

p. 44



VINCI

Aparador Vinci A01 estructura y plano superior matérico roble arena, puertas matérico roble arena con gráfica V1101W. Base y perfiles metal antracita 160. L 216 P 51,5 H 93,5 cm Mesa Brigitte / Sillas Betty

Buffet Vinci A01, structure et plateau en chêne texturé sable, portes en chêne texturé sable avec décor graphique V1101W. Piétement et profils en métal anthracite 160. L 216 P 51,5 H 93,5 cm Table Brigitte / Chaises Betty

Vinci A01 Sideboard, Struktur und Platte Rau Eiche Sand, Türe Rau Eiche Sand mit V1101W-Grafik. Grundgestell und Profile Metall Anthrazit 160. L 216 B 51,5 H 93,5 cm Brigitte Tisch / Betty Stühle

p. 46



VINCI

Aparador Vinci A01 estructura matérica roble arena, gráfica V1103W. Base y perfiles metal antracita 160.

Buffet Vinci A01, structure en chêne texturé sable, décor graphique V1103W. Piétement et profils en métal anthracite 160.

Vinci A01 Sideboard, Struktur Rau Eiche Sand, V1103W-Grafik. Grundgestell und Profile Metall Anthrazit 160.

p. 46



VINCI

Aparador Vinci A01 estructura matérico roble arena, gráfica V1102W. Base y perfiles metal antracita 160.

Buffet Vinci A01, structure en chêne texturé sable, décor graphique V1102W. Piétement et profils en métal anthracite 160.

Vinci A01 Sideboard, Struktur Rau Eiche Sand, V1102W-Grafik. Grundgestell und Profile Metall Anthrazit 160.

p. 51



VINCI

Aparador Vinci lacado mate hielo 173, puertas gráfica V1009, perfiles y base metal hielo 173.

Buffet Vinci laqué glace 173 mat, portes avec décor graphique V1009, profils et piétement en métal glace 173.

Vinci Sideboard matt lackiert Eis 173, Türe V1009-Grafik, Profile und Grundgestell Metall Eis 173.

p. 51



VINCI

Aparador Vinci lacado mate hielo 173, puertas gráfica V1002, perfiles y base metal hielo 173.

Buffet Vinci laqué glace 173 mat, portes avec décor graphique V1002, profils et piétement en métal glace 173.

Vinci Sideboard matt lackiert Eis 173, Türe V1002-Grafik, Profile und Grundgestell Metall Eis 173

p. 57



ATHENA

Aparador Athena estructura lacado mate hielo 173. Aplicaciones matérico roble carbón, base metal antracita 160. L 181 P 51,5 H 85,5 cm Alfombra Light spot.

Buffet Athena structure laquée glace 173 mate, bandeau en chêne charbonné texturé, piétement en métal anthracite 160. L 181 P 51,5 H 85,5 cm Tapis Light spot.

Athena Sideboard, Struktur matt lackiert Eis 173, Einsätze Rau Eichenkohle, Grundgestell Metall Anthrazit 160. L 181 B 51,5 H 85,5 cm Light spot Teppich.

p. 58



ATHENA

Aparador Athena estructura matérico roble moka, aplicaciones lacado mate antracita 160 y base metal antracita 160.  
L 181 P 51,5 H 85,5 cm  
Colgante Ciko / WPT581 wallpaper / Biblioteca Fortebraccio

Buffet Athena structure en chêne moka texturé, bandeaux laqués anthracite 160 mate et piétement en métal anthracite 160.  
L 181 P 51,5 H 85,5 cm  
Élément haut Ciko / Papier peint WPT581 / Bibliothèque Fortebraccio

Athena Sideboard Struktur Rau Eiche Moka, Einsätze matt lackiert Anthrazit 160 und Grundgestell Metall Anthrazit 160.  
L 181 B 51,5 H 85,5 cm  
Ciko wandhängendes Element / WPT581 Tapet / Fortebraccio Regal

p. 60



ATHENA

Aparador Athena estructura matérico cemento hueca y base metal antracita 160.

Buffet Athena structure en ciment cava texturé et piétement en métal anthracite 160.

Athena Sideboard Struktur Rau Cava Beton und Grundgestell Metall Anthrazit 160.

p. 60




ATHENA

Aparador Athena estructura lacado blanco yeso 121 y base metal antracita 160.

Buffet Athena structure en ciment cava texturé et piétement en métal anthracite 160.

Athena Sideboard Struktur lackiert Gipsweiss 121 und Grundgestell Metall Anthrazit 160.

p. 69




NINA

Aparador Nina estructura matérico roble arena, puertas vidrio cannettè y metal lacado mirto 165.  
L 100 P 43 H 166 cm

Buffet Nina, structure en chêne sable texturé, portes en verre roseau et en métal laqué myrte 165.  
L 100 P 43 H 166 cm

Nina Sideboard, Struktur Rau Eiche Sand, Türe Canettè-Glas und lackiertes Metall Myrte 165.  
L 100 B 43 H 166 cm

p. 71



METROPOLIS

Aparador Metropolis A02 estructura matérico basalto, base metal antracita 160.  
L 216 P 51 H 85,5 cm  
Sillones Loft / Colección cuadros Contemporary Style S

Buffet Metropolis A02, structure texturée basalte, piétement en métal anthracite 160.  
L 216 P 51 H 85,5 cm

Metropolis A02 Sideboard, Struktur Rau Basalt, Grundgestell Metall Anthrazit 160.  
L 216 B 51 H 85,5 cm  
Loft Sessel / Contemporary Style S Bilderkollektion

p. 72



METROPOLIS

Aparador Metropolis C01 matérico alpaca y matérico roble arena, Plano superior matérico alpaca, base metal antracita 160.  
L 144 P 51,5 H 121,5 cm

Buffet Metropolis C01 texturé alpaga et en chêne sable texturé, plateau texturé alpaga, piétement en métal anthracite 160.  
L 144 P 51,5 H 121,5 cm

Metropolis C01 Sideboard Rau Alpaka und Rau Eiche Sand, Platte Rau Alpaka, Grundgestell Metall Anthrazit 160.  
L 144 B 51,5 H 121,5 cm

p. 61



ATHENA

Aparador Athena estructura lacado mate basalto 177 y base metal antracita 160. L 121 P 51,5 H 141 cm  
Lettering City / Alfombra Ethnic

Buffet Athena structure laquée basalte 177 mate et piétement en métal anthracite 160. L 121 P 51,5 H 141 cm  
Lettering City / Tapis Ethnic

Athena Sideboard Struktur matt lackiert Basalt 177 und Grundgestell Metall Anthrazit 160. L 121 B 51,5 H 141 cm  
Lettering City / Ethnic Teppich

p. 65




NINA

Aparador Nina matérico estructura cemento oscuro, puerta vidrio cannettè y metal blanco yeso.  
L 100 P 43 H 166 cm  
Asiento Panketta

Buffet Nina texturé, structure en ciment foncé, porte en verre roseau et en métal blanc craie.  
L 100 P 43 H 166 cm  
Banquette Panketta

Nina Sideboard Rau, Struktur Dunkelbeton, Tür Canettè-Glas und Metall Gipsweiss.  
L 100 B 43 H 166 cm  
Panketta Sitzbank

p. 66




NINA

Aparador Nina estructura matérico cemento oscuro, puertas de vidrio cannettè y metal antracita 160.  
L 100 P 43 H 166 cm

Buffet Nina, structure en ciment foncé texturé, portes en verre roseau et en métal anthracite 160.  
L 100 P 43 H 166 cm

Nina Sideboard, Struktur Rau Dunkelbeton, Türe Canettè-Glas und Metall Anthrazit 160.  
L 100 B 43 H 166 cm

p. 73




METROPOLIS

Aparador Metropolis A03, estructura lacado mate blanco yeso 121, base metal antracita 160.  
L 216 P 51,5 H 85,5 cm  
Mesitas Joy wood / Cuadro tela Visage 1

Buffet Metropolis A03, structure laquée blanc craie 121 mat, piétement en métal anthracite 160.  
L 216 P 51,5 H 85,5 cm  
Tables basses Joy wood / Tableau sur toile Visage 1

Metropolis A03 Sideboard, Struktur matt lackiert Gipsweiss 121, Grundgestell Metall Anthrazit 160.  
L 216 B 51,5 H 85,5 cm  
Joy wood Beistelltische / Visage 1 Leinwandbild

p. 75



METROPOLIS

Aparador Metropolis B01 estructura matérico roble moka, base metal antracita 160.  
L 180 P 51,5 H 85,5 cm  
Butaca Loft / Mesitas Joy wood / WPT580 wallpaper

Buffet Metropolis B01, structure en chêne moka texturé, piétement en métal anthracite 160.  
L 180 P 51,5 H 85,5 cm  
Fauteuil Loft / Tables basses Joy wood / Papier peint WPT580

Metropolis B01 Sideboard, Struktur Rau Eiche Moka, Grundgestell Metall Anthrazit 160.  
L 180 B 51,5 H 85,5 cm  
Loft Sessel / Joy wood Beistelltische / WPT580 Tapet

p. 76



METROPOLIS

Aparador Metropolis D01 estructura y plano superior lacado basalto 176, cajones de roble carbón. Base Tracks metal antracita/latón.  
L 108 P 40,3 H 162 cm  
Mesita Joy / Alfombra Icones

Buffet Metropolis D01, structure et plateau laqués basalte 176, tiroirs en chêne charbonné. Piétement Tracks en métal anthracite/laiton.  
L 108 P 40,3 H 162 cm  
Table basse Joy / Tapis Icones

Metropolis D01 Sideboard, Struktur und Platte lackiert Basalt 176, Schubladen Eichenkohle. Tracks Grundgestell Metall Anthrazit/Messing.  
L 108 B 40,3 H 162 cm  
Joy Beistelltisch / Icones Teppich



p. 81



SIR

Aparador Sir S01 estructura matérico alpaca y elemento Sir lacado mate arcilla 170.  
L 216 P 40,3 H 54 cm  
Mesita Joy / Cuadro tela Visage / Alfombra Ethnic

Buffet Sir S01, structure en alpaga texturé et élément Sir laqué terre cuite 170 mat.  
L 216 P 40,3 H 54 cm  
Table basse Joy / Tableau sur toile Visage / Tapis Ethnic

Sir S01 Sideboard, Struktur Rau Alpaka und Sir-Element matt lackiert Terrakotta 170.  
L 216 B 40,3 H 54 cm  
Joy Beistelltisch / Visage Leinwandbild / Ethnic Teppich

p. 82



SIR

Aparador Sir S04 estructura matérico piasentina oscura, elemento Sir matérico roble carbón y base metal antracita 160.  
L 216 P 51,5 H 90 cm

Buffet Sir S04, structure en piasentina foncée texturée, élément Sir en chêne charbonné texturé et piétement en métal anthracite 160.  
L 216 P 51,5 H 90 cm

Sir S04 Sideboard, Struktur Rau Piasentina dunkel, Sir-Element Rau Eichenkohle und Grundgestell Metall Anthrazit 160.  
L 216 B 51,5 H 90 cm

p. 84



SIR

Aparador Sir S06 estructura matérico mate basalto y base lacado mate basalto 177 y elemento Sir roble carbón. Aplicación manijas roble carbón.  
L 216 P 51,5 H 98 cm  
Repisa Ring / Mesa Brigitte / Sillas Betty

Buffet Sir S06, structure texturée basalte mate et piétement laqué basalte 177 mat et élément Sir en chêne charbonné. Insert poignées en chêne charbonné.  
L 216 P 51,5 H 98 cm  
Étagère Ring / Table Brigitte / Chaises Betty

Sir S06 Sideboard, Struktur Rau matt Basalt und Grundgestell matt lackiert Basalt 177 und Sir-Element Eichenkohle. Griffeneinsatz Eichenkohle.  
L 216 B 51,5 H 98 cm  
Ring Bord / Brigitte Tisch / Betty Stühle

p. 94



PROMETEO

Aparador Prometeo estructura matérico roble moka. Plano superior gres Abu Dhabi Silk. Manijas metal antracita 160. Base Tracks metal antracita/latón  
L 216 P 51,5 H 90 cm  
Mesita Atollo

Buffet Prometeo, structure en chêne moka texturé. Plateau en grès Abu Dhabi Silk. Poignées en métal anthracite 160. Piétement Tracks en métal anthracite/laiton.  
L 216 P 51,5 H 90 cm  
Table basse Atollo

Prometeo Sideboard, Struktur Rau Eiche Moka. Platte Gres Abu Dhabi Silk. Griffe Metall Anthrazit 160. Tracks Grundgestell Metall Anthrazit/Messing.  
L 216 P 51,5 H 90 cm  
Atollo Beistelltisch

p. 99



REGOLO

Aparador Regolo R06 estructura matérico mate blanco yeso, aplicación matérico roble arena y base metal antracita 160.  
L/W 216 P/D 51,5 H 93,5 cm  
Compartimentos abiertos Raster

Buffet Regolo R06, structure texturée blanc craie mat, bandeau en chêne sable texturé et piétement en métal anthracite 160.  
L 216 B 51,5 H 93,5 cm  
Casiers Raster

Regolo R06 Sideboard, Struktur Rau matt Gipsweiss, Einsatz Rau Eiche Sand und Grundgestell Metall Anthrazit 160.  
L 216 B 51,5 H 93,5 cm  
Raster offene Fächer

p. 100



REGOLO

Aparador Regolo R01 estructura lacado mate bosque 168, aplicación matérico nogal ámbar y base metal laqueado bosque 168.  
L 108 P 40,3 H 147,5 cm

Buffet Regolo R01, structure laquée foret 168 mate, bandeau en bois noyer ambre texturé, piétement en métal laqué foret 168.  
L 108 P 40,3 H 147,5 cm

Regolo R01 Sideboard, Struktur matt lackiert Wald 168, Einsatz Rau Nussbaumholz Bernstein und Grundgestell Metall lackiert Wald 168.  
L 108 B 40,3 H 147,5 cm

p. 86




SIR

Aparador Sir S05 estructura matérico roble moka, elemento Sir matérico roble moka y base Tracks metal antracita/latón.  
L 108 P 40,3 H 131 cm

Buffets Sir S05, structure en chêne moka texturé, élément Sir en chêne moka texturé et piétement Traks en métal anthracite/laiton.  
L 108 P 40,3 H 131 cm

Sir S05 Sideboard, Struktur Rau Eiche Moka, Sir-Element Rau Eiche Moka und Tracks Grundgestell Metall Anthrazit/Messing.  
L 108 B 40,3 H 131 cm

p. 88




SIR

Aparador Sir S02 estructura lacado mate bosque 168, elemento Sir matérico nogal ámbar.  
L 270 P 40,3 H 54 cm  
Cuadro tela Zen 2 / Alfombra Shade

Buffet Sir S02, structure laquée foret 168 mate, élément Sir en bois noyer ambre texturé.  
L 270 P 40,3 H 54 cm  
Tableau sur toile Zen 2 / Tapis Shade

Sir S02 Sideboard, Struktur matt lackiert Wald 168, Sir-Element Rau Nussbaumholz Bernstein.  
L 270 B 40,3 H 54 cm  
Zen 2 Leinwandbild / Shade Teppich

p. 93



PROMETEO

Aparador Prometeo estructura, plano superior lacado mate basalto 177. Manijas metal antracita 160. Base Tracks metal antracita/latón.  
L 216 P 51,5 H 90 cm  
Mesita Atollo / Alfombra Icones

Buffet Prometeo, structure et plateau laqués basalte 177 mats. Poignées en métal anthracite 160. Piétement Tracks en métal anthracite/laiton.  
L 216 P 51,5 H 90 cm  
Table basse Atollo / Tapis Icones

Prometeo Sideboard, Struktur, Platte matt lackiert Basalt 177. Griffe Metall Anthrazit 160. Tracks Grundgestell Metall Anthrazit/Messing.  
L 216 P 51,5 H 90 cm  
Atollo Beistelltisch / Icones Teppich

p. 102



REGOLO

Aparador Regolo R10 lacado mate smoke 128, matérico piasentina clara y metal antracita 160.  
L 216 P 51,5 H 93,5 cm  
Compartimentos abiertos Raster / Puf Guccino  
Silla Atlas / WPT575 wallpaper

Buffet Regolo R10 laqué smoke 128 mat, texturé piasentina claire et métal anthracite 160. L 216 P 51,5 H 93,5 cm  
Casiers Raster / Pouf Guccino  
Chaise Atlas / Papier peint WPT575

Regolo R10 Sideboard matt lackiert Smoke 128, Rau Piasentina hell und Metall Anthrazit 160.  
L 216 B 51,5 H 93,5 cm  
Raster offene Fächer / Guccino Hocker  
Atlas Stuhl / WPT575 Tapet

p. 104



REGOLO

Aparador Regolo R05 estructura matérico mate nácar, aplicación matérico con nudos oscuro y base metal nácar 124.  
L 180 P 51,5 H 93,5 cm  
Cuadro tela Zen 1 / Alfombra Sign

Buffet Regolo R05, structure texturée nacre mate, bandeau texturé à nœuds clair et piétement en métal nacre 124.  
L 180 P 51,5 H 93,5 cm  
Tableau sur toile Zen 1 / Tapis Sign

Regolo R05 Sideboard, Struktur Rau matt Perlmutter, Einsatz Rau astig dunkel und Grundgestell Metall Perlmutter 124.  
L 180 B 51,5 H 93,5 cm  
Zen 1 Leinwandbild / Sign Teppich

p. 106



REGOLO

Aparador Regolo R03 estructura matérico roble moka, aplicación matérico roble moka.  
L 108 P 40,3 H 147,5 cm

Buffets Regolo R03, structure chêne moka texturé, insert poignées chêne moka texturé.  
L 108 P 40,3 H 147,5 cm

Regolo R03 Sideboard, Struktur Rau Eiche Moka, Einsatz Rau Eiche Moka.  
L 108 B 40,3 H 147,5 cm

p. 111



DIAGONAL

Aparador Diagonal Var. A estructura lacado mate smoke 128 compartimento abierto y base lacado mate pómez 152. L 219 P 51,5 H 85,5 cm  
Mesita Brigitte

Buffet Diagonal Var. A, structure laquée smoke 128 mate, casier et piétement laqués ponce 152 mat. L 219 P 51,5 H 85,5 cm  
Table basse Brigitte

Diagonal Sideboard Ausf. A, Struktur matt lackiert Smoke 128, offenes Fach und Grundgestell matt lackiert Bimsstein 152. L 219 B 51,5 H 85,5 cm  
Brigitte Beistelltisch

p. 112



DIAGONAL

Aparador Diagonal Var. B estructura matérico roble moka frontales matérico roble moka y matérico cemento hueca. Plano superior calatorao silk 070. Compartimento abierto y base metal antracita 160. L 219 P 51,5 H 85,5 cm  
Mesa Wire / Silla Betty / Compartimento abierto Raster

Buffet Diagonal Var. B, structure en chêne moka texturé, plateaux devant en chêne moka texturé et en ciment cava texturé. Plateau en grès calatorao silk 070. Casier et piétement en métal anthracite 160. L 219 P 51,5 H 85,5 cm  
Table Wire / Chaise Betty / Casier Raster

Diagonal Sideboard Ausf. B, Struktur Rau Eiche Moka, Vorderelemente Rau Eiche Moka und Rau Cava-Beton. Platte Gres Calatorao Silk 070. Offenes Fach und Grundgestell Metall Anthrazit 160. L 219 B 51,5 H 85,5 cm  
Wire Tisch / Betty Stuhl / Raster offenes Fach

p. 114




DIAGONAL

Aparador Diagonal Var. A estructura matérico roble arena, metal antracita 160. L 219 P 51,5 H 85,5 cm  
Repisas Ring / Butaca Loft / Puf Guccio / Alfombra Icones

Buffet Diagonal Var. A, structure en chêne sable texturé, métal anthracite 160. L 219 P 51,5 H 85,5 cm  
Étagères Ring / Fauteuil Loft / Pouf Guccio / Tapis Icones

Diagonal Sideboard Ausf. A, Struktur Rau Eiche Sand, Metall Anthrazit 160. L 219 B 51,5 H 85,5 cm  
Ring Borde / Loft Sessel / Guccio Hocker / Icones Teppich

p. 120



DIAGONAL + KREA


Aparador Diagonal Var. B estructura roble arena y matérico mate arena. Compartimentos abiertos y base metálica antracita 160. L 219 P 51 H 85,5 cm  
Panel Krea gráfica 9105W. Repisa metal arena 178. L 144 P 22 H 144 cm  
Alfombra Tape

Buffet Diagonal Var. B, structure en chêne sable et texturé arena mat. Casiers et piétement en métal anthracite 160. L 219 P 51 H 85,5 cm

Panneau Krea décor graphique 9105W. Étagère en métal arena 178. L 144 P 22 H 144 cm  
Tapis Tape.

Diagonal Sideboard Ausf. B, Struktur Eiche Sand und Rau matt Arena. Offene Fächer und Grundgestell Metall Anthrazit 160. L 219 B 51 H 85,5 cm  
Panel Krea 9105W-Grafikmuster. Bord Metall Arena 178. L 144 B 22 H 144 cm  
Tape Teppich.

p. 127




REMX

Aparador Remix X05 estructura matérico cemento claro, elemento Sir madera roble arena y base de metal antracita 160. L 180 P 51,5 H 84 cm  
Elegance Style M colección Cuadros.

Buffet Remix X05, structure en ciment clair texturé, élément Sir en bois de chêne sable et piétement en métal anthracite 160. L 180 P 51,5 H 84 cm  
Collection de tableaux Elegance Style M.

Remix X05 Sideboard, Struktur Rau Beton hell, Sir-Element Holz Eiche Sand und Grundgestell Metall Anthrazit 160. L 180 B 51,5 H 84 cm  
Elegance Style M Bilderkollektion.

p. 128



REMX

Aparador Remix X02 estructura matérico roble moka. Plano superior de gres abu dhabi silk. Base de metal antracita 160. L 180 P 51,5 H 85,5 cm  
Elegance Style M colección cuadros.

Buffet Remix X02, structure en chêne moka texturé. Plateau en grès Abu Dhabi Silk. Piétement en métal anthracite 160. L 180 P 51,5 H 85,5 cm  
Collection de tableaux Elegance Style M.

Remix X02 Sideboard, Struktur Rau Eiche Moka. Platte Gres Abu Dhabi Silk. Grundgestell Metall Anthrazit 160. L 180 B 51,5 H 85,5 cm  
Elegance Style M Bilderkollektion.

p. 116



DIAGONAL

Aparador Diagonal estructura matérico roble arena y matérico alpaca, compartimentos abiertos metal antracita 160.

Buffet Diagonal, structure en chêne sable texturé et alpaga texturé, casiers en métal anthracite 160.

Diagonal Sideboard, Struktur Rau Eiche Sand und Rau Alpaka, offene Fächer Metall Anthrazit 160.

p. 116



DIAGONAL

Aparador Diagonal estructura matérico roble moka, compartimentos abiertos metal lacado salina 163.

Buffet Diagonal, structure en chêne moka texturé, casiers en métal laqué salina 163.

Diagonal Sideboard, Struktur Rau Eiche Moka, offene Fächer Metall lackiert Salina 163.

p. 117



DIAGONAL

Aparador Diagonal estructura matérico mate blanco yeso y matérico con nudos oscuro, compartimentos abiertos metal antracita 160. L 183 P 51,5 H 111,5 cm

Buffet Diagonal, structure texturée blanc craie mat et texturée à nœuds foncé, casiers en métal anthracite 160. L 183 P 51,5 H 111,5 cm

Diagonal Sideboard, Struktur Rau matt Gipsweiss und Rau astig dunkel, offene Fächer Metall Anthrazit 160. L 183 B 51,5 H 111,5 cm

p. 130




REMX

Aparador Remix X02 estructura matérico mate nácar, matérico con nudos claro y metal antracita 160. L 162 P 51,5 H 85,5 cm  
Leaf 1 cuadro tela / Mesa Tudor / Sillas Betty

Buffet Remix X02, structure texturée nacre mat, texturée à nœuds clair et métal anthracite 160. L 162 P 51,5 H 85,5 cm  
Tableau sur toile Leaf 1 / Table Tudor / Chaises Betty

Remix X02 Sideboard, Struktur Rau matt Perlmutter, Rau astig hell und Metall Anthrazit 160. L 162 B 51,5 H 85,5 cm  
Leaf 1 Leinwandbild / Tudor Tisch / Betty Stühle

p. 132



REMX

Aparador Remix X01 estructura lacado mate papel de azúcar 155 y bromo 176. Base metal laqueado bromo 176. L 108 P 40 h 129,5 cm

Buffet Remix X01, structure laquée bleue bébé 155 mate et brome 176. Piétement en métal laqué brome 176. L 108 P 40 h 129,5 cm

Remix X01 Sideboard, Struktur matt lackiert babyblau 155 und Brom 176. Grundgestell Metall lackiert Brom 176. L 108 B 40 H 129,5 cm

p. 141



BITE

Mesa Bite base y plano roble moka. L 240 P 110 H 74 cm  
Sillas Hood

Table Bite, structure et plateau en chêne moka. L 240 P 110 H 74 cm  
Chaises Hood

Bite Tisch, Grundgestell und Platte Eiche Moka. L 240 B 110 H 74 cm  
Hood Stühle

p. 145



HALLEY

Mesa Halley base metal antracita 160 y plano vidrio transparente.  
L 240 P 120 H 75 cm  
Tiffany sillas / Visage 1 cuadro tela / Alfombra Tartan

Table Halley, structure en métal anthracite 160 et plateau en verre transparent.  
L 240 P 120 H 75 cm  
Chaises Tiffany / Tableau sur toile Visage 1 / Tapis Tartan

Halley Tisch, Grundgestell Metall Anthrazit 160 und Glasplatte durchsichtig.  
L 240 B 120 H 75 cm  
Tiffany Stühle / Visage 1 Leinwandbild / Tartan Teppich

p. 146



HALLEY

Mesa Halley base metal antracita 160 y plano gres calatorao silk 070.  
L 240 P 120 H 75 cm  
Sillas Betty / Alfombra Dark spot

Table Halley, structure en métal anthracite 160 et plateau en grès calatorao silk 070.  
L 240 P 120 H 75 cm  
Chaises Betty / Tapis Dark spot

Halley Tisch, Grundgestell Metall Anthrazit 160 und Platte Gres Calatorao Silk 070.  
L 240 B 120 H 75 cm  
Betty Stühle / Dark spot Teppich

p. 148



HALLEY

Mesa Halley base metal antracita 160 y plano gres emperador 042. L 240 P 120 H 75 cm

Table Halley, structure en métal anthracite 160 et plateau en grès emperador 042.  
L 240 P 120 H 75 cm

Halley Tisch, Grundgestell Metall Anthrazit 160 und Platte Gres Emperador 042. L 240 B 120 H 75 cm

p. 155



WIRE

Mesa Wire base metal antracita 160 y plano matérico roble carbón.  
L 240 P 120 H 75 cm  
Sillas Betty / Aparador Vinci

Table Wire, structure en métal anthracite 160 et plateau en chêne charbonné texturé.  
L 240 P 120 H 75 cm  
Chaises Atlas / Buffet Vinci

Wire Tisch, Grundgestell Metall Anthrazit 160 und Platte Rau Eichenkohle.  
L 240 B 120 H 75 cm  
Betty Stühle / Vinci Sideboard

p. 156



WIRE

Mesa Wire base metal antracita 160 y plano gres emperador 042.  
L 260 P 120 H 75 cm  
Sillas Atlas / Aparador Basilea

Table Wire, structure en métal anthracite 160 et plateau en grès emperador 042.  
L 260 P 120 H 75 cm  
Chaises Atlas / Buffet Basilea

Wire Tisch, Grundgestell Metall Anthrazit 160 und Platte Gres Emperador 042.  
L 260 B 120 H 75 cm  
Atlas Stühle / Basillea Sideboard

p. 163



AVALON

Mesa Avalon base lacado poro abierto antracita y plano de gres abu dhabi silk 071.  
L 240 P 120 H 75 cm  
Sillas Fly / Aparadores Nina

Table Avalon, structure laquée à pores ouverts anthracite et plateau en grès Abu Dhabi Silk 071.  
L 240 P 120 H 75 cm  
Chaises Fly / Buffets Nina

Avalon Tisch, Grundgestell lackiert offenporig Anthrazit und Platte Gres Abu Dhabi Silk 071.  
L 240 B 120 H 75 cm  
Fly Stühle / Nina Sideboard

p. 148




HALLEY

Mesa Halley base metal barro 161 y plano gres pulpis silk 072.  
L 240 P 120 H 75 cm

Table Halley, structure en métal boue 161 et plateau en grès pulpis silk 072.  
L 240 P 120 H 75 cm

Halley Tisch, Grundgestell Metall Schlamm 161 und Platte Gres Pulpis Silk 072.  
L 240 B 120 H 75 cm

p. 149



HALLEY

Mesa Halley base metal antracita 160 y plano gres urban marble.  
L 240 P 120 H 75 cm  
Adele sillas

Table Halley, structure en métal anthracite 160 et plateau en grès urban marble.  
L 240 P 120 H 75 cm  
Chaises Adele

Halley Tisch, Grundgestell Metall Anthrazit 160 und Platte Gres Urban Marble.  
L 240 B 120 H 75 cm  
Adele Stühle

p. 151



HALLEY

Mesa Halley base metal antracita 160 y plano matérico roble ámbar.  
L 240 P 120 H 75 cm

Table Halley, structure en métal anthracite 160 et plateau en chêne ambre texturé.  
L 240 P 120 H 75 cm

Halley Tisch, Grundgestell Metall Anthrazit 160 und Platte Rau Eiche Bernstein.  
L 240 B 120 H 75 cm

p. 164



AVALON

Mesa Avalon base lacado poro abierto bromo 176 y plano de gres amani 035.  
L 240 P 120 H 75 cm  
Sillas Adele / Aparadores Montgomery

Table Avalon, structure laquée à pores ouverts bromo 176 et plateau en grès Amani 035.  
L 240 P 120 H 75 cm  
Chaises Adele / Buffets Montgomery

Avalon Tisch, Grundgestell lackiert offenporig Brom 176 und Platte Gres Amani 035.  
L 240 B 120 H 75 cm  
Adele Stühle / Montgomery Sideboard

p. 169



BRIGITTE

Mesa Brigitte plano y base lacado mate mirto 165.  
Ø 120 H 75 cm  
Silla Betty / Compartimentos abiertos Raster

Table Brigitte, plateau et structure laqués myrte 165 mats.  
Ø 120 H 75 cm  
Chaise Betty / Casiers Raster

Brigitte Tisch, Platte und Grundgestell matt Myrte 165.  
Ø 120 H 75 cm  
Betty Stuhl / Raster offene Fächer.

p. 170



BRIGITTE

Mesa Brigitte plano matérico roble carbón y base lacado mate antracita 160.  
Ø H 120 H 75 cm  
Silla Skinny

Table Brigitte, plateau en chêne charbonné texturé et structure laquée anthracite 160 mate.  
Ø H 120 H 75 cm  
Chaise Skinny

Brigitte Tisch, Platte Rau Eichenkohle und Grundgestell matt lackiert Anthrazit 160.  
Ø H 120 H 75 cm  
Skinny Stuhl

# ITALIER

[www.italier.cz](http://www.italier.cz) | [obchod@italier.cz](mailto:obchod@italier.cz) | +420 774 431 196