

BIO RECOVER

**IL LEGNO
REINVENTATO**

WOOD

REINVENTED



LEA

CERAMICHE



**LA NUOVA
DEFINIZIONE DEL LEGNO**

The new
meaning of wood



**BIO RECOVER
FULL BLUE
GOLDEN FLAME**

Parete / Wall
20x90cm / 8"x36" full blue



PUBLIC AREAS

BIO RECOVER PIED DE POULE BLUE GOLDEN FLAME

Pavimento / Floor
nat. rett. 20x180cm / 8"x71"
20x90cm / 8"x36" pied de poule blue





**BIO RECOVER
OLD WALNUT**

Pavimento / Floor
nat. rett. 20x180cm / 8"x71"

LIVING



BIO RECOVER FRAMMENTI WHITE WARM CREAM

Pavimento / Floor
nat. rett. 20x180cm / 8"x71"
12x20cm / 4³/₄"x8" frammenti white
8x20cm / 3¹/₈"x8" frammenti white
4x20cm / 1⁹/₁₆"x8" frammenti white



BIO RECOVER
FULL BLUE
GOLDEN FLAME

Parete / Wall
20x90cm / 8"x36" full blue

**BIO RECOVER
OLD WALNUT**

Pavimento / Floor
nat. rett. 20x180cm / 8"x71"





BATHROOM

BIO RECOVER
PIED DE POULE WHITE
GOLDEN FLAME

Parete / Wall
20x90cm / 8"x36" pied de poule white



BIO RECOVER
FULL RED
WARM CREAM

Pavimento / Floor
nat. rett. 20x180cm / 8"x71"
20x90cm / 8"x36" full red



FORMATI E COLORI

SIZES AND COLORS_FORMATS ET COULEURS_FORMATE UND FARBEN

WARM CREAM



20x180cm / 8"x71"
nat. rett. (spessore 12mm)

LG4BR20



20x121,5cm / 8"x48"
nat. (spessore 10,5mm)

LGOBR20

GOLDEN FLAME



20x180cm / 8"x71"
nat. rett. (spessore 12mm)

LG4BR00



20x121,5cm / 8"x48"
nat. (spessore 10,5mm)

LGOBR00

OLD WALNUT



20x180cm / 8"x71"
nat. rett. (spessore 12mm)

LG4BR10



20x121,5cm / 8"x48"
nat. (spessore 10,5mm)

LGOBR10

DECORI

DECORS_DECORS_DEKORE



FULL WHITE
20x90cm / 8"x36"
warm cream
golden flame
old walnut

LG3BRW2
LG3BRW0
LG3BRW1



FULL BLUE
20x90cm / 8"x36"
warm cream
golden flame
old walnut

LG3BRB2
LG3BRB0
LG3BRB1




FULL RED
20x90cm / 8"x36"
warm cream
golden flame
old walnut

LG3BRF2
LG3BRF0
LG3BRF1



PIED DE POULE WHITE
20x90cm / 8"x36"
warm cream
golden flame
old walnut

LG3BRP2
LG3BRP0
LG3BRP1



PIED DE POULE BLUE
20x90cm / 8"x36"
warm cream
golden flame
old walnut

LG3BRD2
LG3BRD0
LG3BRD1



PIED DE POULE RED
20x90cm / 8"x36"
warm cream
golden flame
old walnut

LG3BRR2
LG3BRR0
LG3BRR1



FRAMMENTI WHITE
4x20cm - 8x20cm - 12x20cm / 1/16"x8" - 3/16"x8" - 4/14"x8"
warm cream
golden flame
old walnut

LGMBRW2
LGMBRW0
LGMBRW1



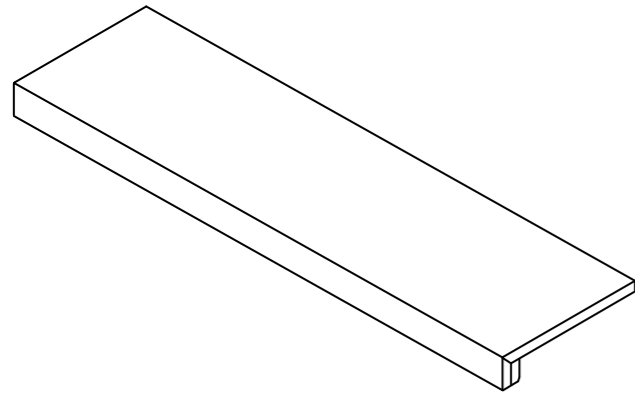
FRAMMENTI BLUE
4x20cm - 8x20cm - 12x20cm / 1/16"x8" - 3/16"x8" - 4/14"x8"
warm cream
golden flame
old walnut

LGMBRB2
LGMBRB0
LGMBRB1

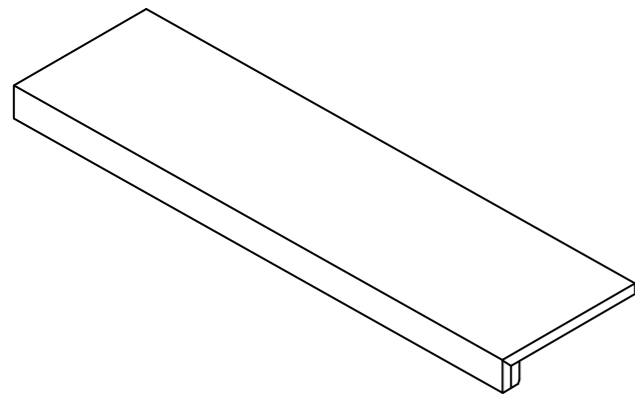


FRAMMENTI RED
4x20cm - 8x20cm - 12x20cm / 1/16"x8" - 3/16"x8" - 4/14"x8"
warm cream
golden flame
old walnut

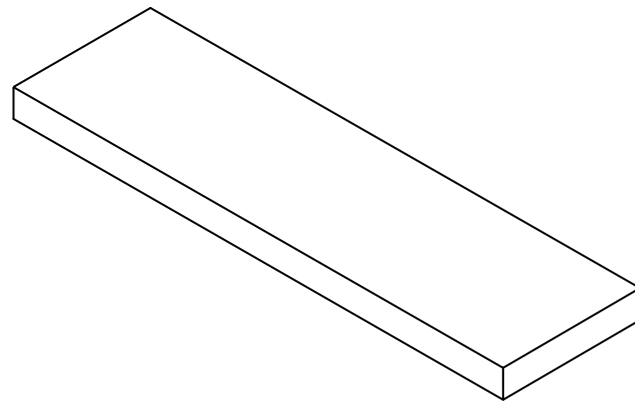
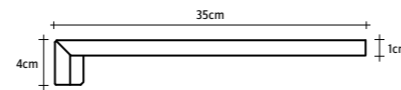
LGMBRR2
LGMBRR0
LGMBRR1



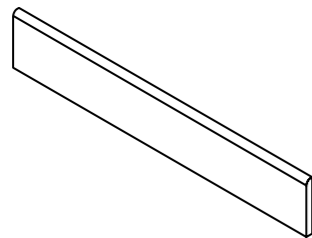
ANGOLO SX GRADINO PLUS*
35x120cm / 13^{3/4}"x48"
golden flame LG9BR50
old walnut LG9BR51
warm cream LG9BR52



GRADINO PLUS*
35x120cm / 13^{3/4}"x48"
golden flame LG9BRP0
old walnut LG9BRP1
warm cream LG9BRP2



ANGOLO DX GRADINO PLUS*
35x120cm / 13^{3/4}"x48"
golden flame LG9BRD0
old walnut LG9BRD1
warm cream LG9BRD2



BATTISCOPIA
10x60cm / 4"x24"
golden flame LGBBR00
old walnut LGBBR10
warm cream LGBBR20

*su richiesta. Per maggiori informazioni circa quantità minime e tempi di consegna rivolgersi all'ufficio commerciale. - upon request. For more information about minimum quantities and delivery times please contact the sales department. - sur demande. Pour plus d'informations sur les quantités minimales et délais de livraison s'il vous plaît contacter le département des ventes. - auf Anfrage. Für weitere Infos über die Mindestmengen und Lieferzeiten wenden Sie sich bitte an unserer Verkaufsabteilung. - bajo pedido. Para mayor información sobre la cantidad mínima y plazo de entrega contactar nuestra oficina comercial.

**BIO RECOVER
PIED DE POULE WHITE
GOLDEN FLAME**

Parete / Wall
20x90cm / 8"x36" pied de poule white



BIO RECOVER

gres tutta massa UGL









full-body porcelain
grès cérame en pleine masse
vollgemischtes durchgefärbtes feinsteinzeug

spessore 10,5mm / 12mm

thickness
épaisseur
stärke

CARATTERISTICHE TECNICHE* TECHNICAL CHARACTERISTICS CARACTÉRISTIQUES TECHNIQUES TECHNISCHE EIGENSCHAFTEN	metodo di prova test method methode d'essai prüfmethode	valori medi average values valeurs moyens durchschnittliche werte
 assorbimento d'acqua (E) water absorption (E) absorption d'eau (E) wasserabsorption (E)	ISO 10545-3	≤ 0,04%
 resistenza al gelo frost resistance résistance au gel frostbeständigkeit	ISO 10545-12	resistente résistant beständig
 resistenza alla flessione bending strength résistance à la flexion beigefestigkeit	ISO 10545-4	≥ 50 N/mm ²
 sforzo di rottura (S) breaking strength (S) chargement de rupture (S) bruchlast (S)	ISO 10545-4	spess. 10,5mm: ≥ 2500 N spess. 12mm: ≥ 3000 N
 resistenza all'abrasione profonda résistance to deep abrasion résistance à l'abrasion profonde widerstand gegen tiefenabrier	ISO 10545-6	≤ 145 mm ³
 dilatazione termica lineare thermal expansion dilatation thermique linéaire thermische dilatation	ISO 10545-8	$\alpha \leq 7 \times 10^{-6} \text{ } ^\circ\text{C}^{-1}$
 resistenza agli sbalzi termici thermal shock resistance résistance aux chocs thermiques temperatur wechselbeständigkeit	ISO 10545-9	resistente résistant beständig
 resistenza attacco chimico chemical resistance résistance chimique chemischee beständigkeit	ISO 10545-13	UHA, ULA resistente résistant beständig
 resistenza alle macchie stain resistance résistance aux taches fleckenbeständigkeit	ISO 10545-14	5 resistente résistant beständig
 resistenza allo scivolamento slip resistance résistance au glissement rutschfestigkeit	DIN 51130	R10
 resistenza allo scivolamento slip resistance résistance au glissement rutschfestigkeit	DIN 51097	B (A+B)
 coefficiente di attrito dinamico dynamic friction coefficient coefficient de friction dynamique dynamischer reibungskoeffizient	B.C.R. tortus	$\mu > 0,40$
 dynamic coefficient of friction (DCOF)	ANSI A 137.1:2012	DCOF ≥ 0.42
 stonalizzazione shading denuançage spieifarbig		V4

*ISO 13006-G Bla UGL – EN 14411-G Bla UGL – ANSI A 137.1 (Unglazed Porcelain Tiles - Class P1)

IMPIEGHI USES EMPLOI ANWENDUNGSBEREICHE		
 alberghi hotels hotels hotels		locali pubblici public spaces lieux publics öffentliche bereiche
 abitazioni housing maisons wohnbereiche		aeroporti airports aéroports flughafen
 bar - ristoranti bar - restaurants bar - restaurants cafés - restaurants, gasthäuser		centri commerciali malls centre commerciaux einkaufszentren
 negozi shops magasins geschäfte		stazioni train stations gares bahnhöfe

IMBALLAGGI PACKING EMBALLAGE VERPACKUNGEN

articolo	scatola			europallet			
	pz.	mq	kg	scat.	mq	kg	
fondo 20x180	8"x71"	3	1,08	30,0	48	51,8	1440,0
fondo 20x121,5	8"x48"	5	1,22	29,0	24	29,2	696,0
decoro full 20x90	8"x36"	4	0,72	20,0	40	28,8	800,0
dec. pied de poule 20x90	8"x36"	4	0,72	20,0	40	28,8	800,0
decoro frammenti -	-	6	0,29	9,0	96	27,6	864,0
battiscopa 10x60	4"x24"	12	7,2 m.l.	16,0	56	403,0 m.l.	896,0
gradino plus 35x120	13 ³ / ₄ "x48"	2	0,84	23,2	16	13,4	371,2
angolo gradino plus 35x120	13 ³ / ₄ "x48"	1	0,42	12,4	16	6,7	198,4



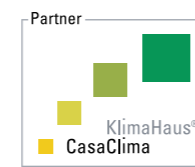
ISO 14001



ISO 9001



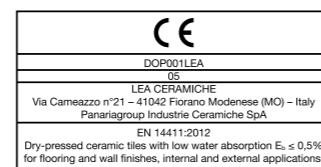
emas



casaclima



leed*



marchio CE



leed**

*** CASACLIMA
Lea Ceramiche, tramite la holding Panariagroup Industrie Ceramiche S.p.A., ha ottenuto la certificazione Partner Casaclima. Through Panariagroup Industrie Ceramiche S.p.A., Lea Ceramiche has obtained the Partner Casaclima certification. Par le biais de Panariagroup Industrie Ceramiche S.p.A., Lea Ceramiche a obtenu la certification Partner Casaclima. Lea Ceramiche, durch die Holding Panariagroup Industrie Ceramiche S.p.A., hat die Bescheinigung als Partner Casaclima bekommen. Lea Ceramiche, a través del holding Panariagroup Industrie Ceramiche S.p.A., ha obtenido la certificación Partner Casaclima.

** LEED
Il contenuto di materiale riciclato "pre-consumo" della serie Bio Recover è del 40%, come certificato da ente esterno qualificato (certificato disponibile sul sito www.ceramichelea.com). Bio Recover is produced with 40% of pre-consumer materials, as certified by a qualified external company (certificate available on the website www.ceramichelea.com).



ADI MEMBER



**LEA CERAMICHE HA SCELTO MICROBAN®,
IL LEADER MONDIALE NELLA PROTEZIONE ANTIBATTERICA**
*LEA CERAMICHE CHOOSES MICROBAN®,
THE GLOBAL LEADER IN ANTIMICROBIAL TECHNOLOGY*

PROTEZIONE 24 ORE SU 24
24/7 COVERAGE

EFFICACE CONTRO MACCHIE E ODORI CHE CAUSANO BATTERI
EFFECTIVE AGAINST STAIN AND ODOR CAUSING BACTERIA

MOLTEPLICI APPLICAZIONI ED UTILIZZI
MULTIPLE APPLICATIONS

TRATTAMENTO PERMANENTE
PERMANENT PROTECTION

INTEGRATA NELLA PIASTRELLA
INTEGRATED IN THE TILE

EFFICACE SU OGNI SUPERFICIE
EFFICIENT ON ANY SURFACE

Bio Attitude.



LEA
CERAMICHE

Bio Attitude.

P R () T E C T[®]

ANTIBATTERICO - ANTIMICROBIAL

Questa collezione è realizzata
con l'esclusiva tecnologia antibatterica Protect[®].

This collection is made with the exclusive
antimicrobial Protect[®] technology.

with MICROBAN[®]

LEA
CERAMICHE

01.

Essenza naturale di
una raffinata rusticità

Natural essence of a
refined rusticity



Introduction.

Bio Attitude coglie l'essenza più vera del rovere, facendoci riscoprire bellezza della natura nelle nuance che un assito può assumere col passare del tempo e in condizioni climatiche diverse.

Distante da ogni artificialità, Bio Attitude evoca, con un linguaggio semplice, nuovo e insieme senza tempo, un senso di autentica naturalità. Il solo affinamento grafico consiste nell'accostamento di fibrature scure e di fibrature quasi bianche, tipiche degli assiti trattati con cere naturali. Un tocco di misurata rusticità per un legno ceramico dalla stonalizzazione contenuta e dall'eccezionale equilibrio compositivo.

La naturalità della serie è esaltata dalla microstruttura superficiale, perfettamente coincidente con la grafica ad altissima risoluzione, una sinergia produttiva che discende dalla più avanzata tecnologia digitale.

Bio Attitude captures the truest essence of oak, making us rediscover the beauty of nature in the nuances that a wood essence can take over time and in different climatic conditions.

Far from any artificiality, Bio Attitude evokes, with a simple, new and at the same time timeless language, a sense of authentic naturalness. The sole graphic refinement consists in the combination of dark fibres and fibres that are almost white, typical of wood essences treated with natural waxes. A touch of measured rusticity for a ceramic wood with limited shading and an exceptional compositional balance.

The naturalness of the series is enhanced by the surface microstructure, perfectly coinciding with the very high resolution graphics, a production synergy that descends from the most advanced digital technology.



ESSENZA DI CARATTERE

L'effetto legno nella sua essenza più celebre, il rovere, rivitalizzato conferisce un trattamento grafico inedito: una miscela di fibrature a contrasto che dà a Bio Attitude un carattere unico e raffinatamente rustico.

SOFISTICATA STONALIZZAZIONE

L'assortimento grafico mosso ma equilibrato accosta in modo sorprendente doghe dalle fibre più scure e dalle fibre quasi bianche, tipiche delle assi trattate con cera naturale.

SELEZIONE PREGIATA DI SUPERFICI LIGNEE

L'accurato vaglio delle assi di rovere ha privilegiato le parti di durame più espressive, senza l'aggiunta di alcuna lavorazione invasiva, per superfici posate dal sapore naturalmente vivace.

5 COLORI ISPIRATI ALLA NATURA

L'ampia palette cromatica della collezione valorizza nuance che a diversi stadi di stagionatura e in diverse condizioni climatiche il rovere può effettivamente assumere.

PERFETTA SINCRONIA DI GRAFICA E STRUTTURA

Grafica ad altissima risoluzione e microstruttura superficiale si sovrappongono senza il minimo errore, esaltando il senso di autenticità delle fibrature ceramiche.

COMPLEMENTI DECORATIVI COORDINATI

Gramma 51 e Rail 3D sono decori da taglio che esaltano l'espressività di Bio Attitude condensando le diverse nuance cromatiche della collezione, per pavimenti e rivestimenti dal ritmo vibrante.

INDOOR+OUTDOOR

La versione in gres porcellanato L2 (spessore 20 mm) ha una speciale finitura (Grip) dedicata alle pavimentazioni outdoor, in piena continuità estetica con la superficie Nat da interni.

ESCLUSIVA TECNOLOGIA ANTIBATTERICA

Superfici sane, sicure e protette perché la tecnologia antibatterica integrata PROTECT® elimina fino al 99,9% dei batteri.

/ ESSENCE OF ATTITUDE

The wood effect in its most famous essence, oak, revitalised by an unprecedented graphic treatment: a blend of contrasting fibres able to give Bio Attitude a unique and quite refined rustic character.

/ SOPHISTICATED SHADING

The wavy but balanced graphic assortment surprisingly combines slats with darker fibres and almost white fibres, typical of boards treated with natural wax.

/ FINE SELECTION OF WOODEN SURFACES

The careful screening of the oak planks has favoured the most expressive parts of heartwood, without the addition of any invasive processing, for laid surfaces with a naturally lively flavour.

/ COLORS INSPIRED BY NATURE

The broad colour palette of the collection presents nuances that oak actually assumes at different stages of seasoning and in different climatic conditions.

/ PERFECT SYNCHRONY OF GRAPHICS AND STRUCTURE

Very high resolution graphics and surface microstructure overlap without the slightest error, enhancing the sense of authenticity of the ceramic fibres.

/ COORDINATED DECORATIVE COMPLEMENTS


Gramma 51 and Rail 3D are decorations for cutting that enhance the expressiveness of Bio Attitude by condensing the different chromatic nuances of the collection, for floors and walls with a vibrant rhythm.

/ INDOOR+OUTDOOR

The L2 porcelain stoneware version (20 mm thick) has a special finish (Grip) dedicated to outdoor flooring, in full aesthetic continuity with the Nat indoor surface.

/ EXCLUSIVE ANTIBACTERIAL TECHNOLOGY

Healthy, safe and protected surfaces because the integrated PROTECT® antibacterial technology eliminates up to 99.9% of bacteria.



02.



Colori Gres /
Stoneware Colors

- 01 Cotton
- 02 Almond
- 03 Amber
- 04 Barrel
- 05 Cortex

Materiali / Materials
Gres porcellanato /
Porcelain stoneware
9,5mm

Finitura / Finish
Nat

Formati / Sizes
20x120cm 8"x48"
30x120cm 12"x48"



Colori L2 /
L2 Colors

- 01 Cotton
- 02 Almond
- 03 Amber
- 04 Barrel
- 05 Cortex

Materiali / Materials
Gres spessorato L2 /
Extra thick porcelain
stoneware L2
20mm

Finitura / Finish
Grip L2

Formato / Size
40x120cm 16"x48"

Colors.



02a.



01 Gramma 51
special size

Disponibile in tutti i colori /
Available in all colors

Materiale / Material
Gres porcellanato /
Porcelain stoneware
9,5mm

Formati / Sizes
9,5x54 cm 3^{3/4}"x21^{1/4}"



02 Rail 3D Mosaic

a. Rail Bright (mix cotton/almond)
b. Rail Light (mix almond/amber)
c. Rail Mid (mix amber/barrel)
d. Rail Dark (mix barrel/cortex)

Materiale / Material
Gres porcellanato /
Porcelain stoneware

Formati / Sizes
28,5x120 cm 11^{1/4}"x48"

Due decori da taglio che sfruttano alcuni dei raffinati abbinamenti cromatici possibili all'interno della collezione (Rail 3D) o che permettono di reinterpretare in chiave contemporanea i fasti delle antiche e sofisticate pavimentazioni lignee con posa chevron (Gramma 51).

Two decorations for cutting that exploit some of the refined colour combinations possible within the collection (Rail 3D) or that allow you to reinterpret in a contemporary key the splendour of the sophisticated wooden flooring with the chevron laying system (Gramma 51).

Decors.



P R () T E C T ®

PER UN ABITARE SANO, SICURO E PROTETTO.

Pavimenti e rivestimenti antibatterici
ad altissime performance.

TO LIVE HEALTHILY, SAFE AND SECURE.

Antimicrobial floor and wall coverings with the
highest performance.



1. Azione potente.
Elimina i batteri e
ne impedisce la
proliferazione.

1. Powerful action.
Eliminates microbes
and prevents their
reproduction.



2. Protezione continua.
Sempre attivo, 24 ore
su 24, con e senza luce
solare.

**2. Continuous
protection.**
Always active, 24 hours
a day, with and without
sunlight.



3. Efficacia eterna.
Grazie alla tecnologia
integrata in modo
permanente nel prodotto.

3. Eternal effectiveness.
Thanks to the technology
permanently integrated
into the product.

with MICROBAN®





03.

The Collection.

03a.

Dalla tinta più chiara a quella più intensa, Bio Attitude esplora l'essenza lignea più apprezzata da progettisti e interior designer: il rovere. Un'interpretazione schiettamente naturale e priva di forzature, la cui innata rusticità è bilanciata da un'eleganza semplice e armoniosa.

From the lightest to the most intense colour, Bio Attitude explores the wood essence most appreciated by planners and interior designers: oak. A genuinely natural and unforced interpretation, whose innate rusticity is balanced by a simple and harmonious elegance.

Cotton.





Luminoso e accogliente, Cotton pervade lo spazio di naturale essenzialità, conciliando un'eleganza calda e informale. Nodi, venature scure e bianche, salti di tono tra una doga e l'altra: anche nel suo colore più chiaro si manifesta tutto il complesso carattere della collezione.

Bright and welcoming, Cotton pervades the space with natural essentiality, reconciling a warm and informal elegance. Knots, dark and white veins, jumps of tone between one plank and another: even in its lightest colour, the whole complex character of the collection is manifested.

BACKSPLASH
Delight Venato Bianco 120x260

FLOOR
Cotton 20x120





Cotton 20x120



Gamma 51 permette la posa chevron sia a parete che a pavimento: una geometria che muove le superfici sia dal punto di vista cromatico che a livello compositivo, secondo uno schema colto dai molti nobili precedenti.

Gamma 51 allows chevron laying systems both on the wall and on the floor: a geometry that moves the surfaces both from the chromatic point of view and at the compositional level, according to a scheme expressed by many noble precedents.

03b.

Definisce la cifra estetica di Bio Attitude l'innovativa fusione di dettagli grafici provenienti da assi sbiancate a cera e da assi non trattate; insieme ai salti di tono, evidenti ma armonici, dà all'aspetto fortemente naturale delle doghe ceramiche un tocco di raffinata rusticità.

The aesthetic figure of Bio Attitude is defined by the innovative fusion of graphic details coming from wax bleached planks and untreated planks; together with the jumps of tone, evident but harmonious, it gives the strongly natural appearance of the ceramic slats a touch of refined rusticity.

Almond.



Almond 30x120



WALL
Rail Bright 3D mosaic
Cotton/Almond

FLOOR
Almond 30x120



Rail propone armoniosi abbinamenti cromatici con in più la marcata tridimensionalità data dalla disposizione dei listelli su due piani diversi. Un decoro semplice ma efficace, ideale per valorizzare quinte divisorie e nicchie o per creare testiere e boiserie.

Rail offers harmonious colour combinations with the marked three-dimensionality given by the arrangement of the strips on two different planes. A simple but effective decoration, ideal for enhancing partitions and niches or for creating headboards and boiserie.

WALL
Rail Bright 3D mosaic
Cotton/Almond

FLOOR
Almond 30x120



Almond 20x120



SHOWER
Delight Calacatta Oro 120x260

FLOOR
Almond 20x120



Almond 20x120





Il gres porcellanato effetto legno è inassorbente, ideale anche per ambienti soggetti a umidità ricorrente. Le superfici Bio Attitude sono inoltre protette dallo speciale scudo antibatterico PROTECT®, per vivere ogni giorno senza pensieri le calde e accoglienti sensazioni dell'effetto rovere.

Wood-effect porcelain stoneware is non-absorbent, also ideal for environments subject to recurrent humidity. Bio Attitude surfaces are also protected by the special PROTECT® antibacterial shield, for living the warm and welcoming sensations of the oak effect every day free of worry.

03c.

Oscillando tra il giallo paglierino e il miele, con punte di nocciola, venature marroni e stuccature avorio, Amber scalda lo spazio senza porre alcun limite alla definizione della palette cromatica di questo living.

Oscillating between straw yellow and honey, with hazelnut tips, brown veins and ivory grouting, Amber warms the space without placing any limits on the definition of the colour palette of this living space.

Amber.



Amber 30x120 - 20x120





Dal bagno al living, dalla stanza da letto al bistrò, lo spirito della collezione è lontano da ogni licenza grafica o cromatica. Ciò fa di Bio Attitude un effetto legno adatto a qualsiasi contesto – sia indoor che outdoor – e sempre attuale. Perché la natura conosce stagioni, non mode.

From the bathroom to the living room, from the bedroom to the bistro, the spirit of the collection is far from any graphic or chromatic limitations. This makes Bio Attitude a wood effect suitable for any context – both indoor and outdoor – and always current. Because nature knows seasons, not fashions.

Amber 20x120



WALL
Rail Mid 3D mosaic
Amber/Barrel



FLOOR
Amber 30x120 - 20x120

03d.

Barrel.



Barrel 30x120



Barrel ricrea in gres porcellanato un rovere mediamente contrastato, che pone in risalto tanto le fibrature scure quanto quelle chiare. Moderno e raffinato, caldo ed elegante, offre lo sfondo ideale sul quale creare accostamenti cromatici e materici di classe.

Barrel recreates in porcelain stoneware a medium contrasted oak, which highlights both dark and light fibres. Modern and refined, warm and elegant, it offers the ideal background upon which to create classy colour and material combinations.

Barrel 30x120



Gamma 51 Barrel



Barrel 20x120

Lea Ceramiche



Barrel 30x120

03e.

Rail 3D e Gramma 51 sono decori da taglio semplici da interpretare ma efficaci per fare di nicchie o quinte divisorie il fulcro visivo dell'ambiente. Le proporzioni contenute di Gramma 51 evidenziano la ricca e armonica gamma di nuance che caratterizza ogni tinta della collezione.

Rail 3D and Gramma 51 are decorations for cutting that are easy to interpret but effective for making niches or partitions the visual fulcrum of the environment. The small proportions of Gramma 51 highlight the rich and harmonious range of nuances that characterises every colour of the collection.

Cortex.





Cortex 20x120



Oltre che ricco di suggestioni tattili e visive, Bio Attitude vanta qualità tecniche ineccepibili, all'altezza di ogni spazio pubblico. Un effetto legno in gres porcellanato che unisce il valore di un'estetica intensamente naturale e la tranquillità di poter contare su una superficie resistente, pratica e inalterabile nel tempo.

In addition to being rich in tactile and visual suggestions, Bio Attitude boasts impeccable technical qualities, able to function to the utmost in any public space. A wood effect in porcelain stoneware that combines the value of an intensely natural aesthetic and the tranquility of being able to count on a resistant, practical and unalterable surface over time.



Cortex 30x120



Barrel 40x120 Grip L2

LA CERAMICA. UNA SCELTA SICURA.

CERAMICS. A SAFE CHOICE.

Panariagroup. La ceramica nella sua forma migliore.

Ceramics at their best

La ceramica è un materiale dalle prestazioni uniche e straordinarie.
Ceramics offer unique and outstanding performance.

SICURA
SAFE

RESISTENTE
RESISTANT

IGIENICA
HYGIENIC

VERSATILE
VERSATILE

DURA A LUNGO
LONG-LASTING

STABILE
STABLE

NON EMETTE SOSTANZE CHIMICHE NOCIVE
ZERO VOCs

RICICLABILE
RECYCLABLE

NON BRUCIA
IT DOES NOT BURN

AMA L'AMBIENTE
ENVIRONMENT-FRIENDLY

Panariagroup si distingue con prodotti di qualità superiore.
Panariagroup stands out for its superior quality products.

PIÙ SALUBRI

Grazie all'integrazione della tecnologia antibatterica Protect.

HEALTHIER

Thanks to the integrated Protect antimicrobial technology.

PIÙ FACILI DA PULIRE

Grazie alle nostre esclusive tecniche di lavorazione delle superfici.

EASIER TO CLEAN

Thanks to our exclusive surface processing techniques.

PIÙ VERSATILI E ADATTI AD OGNI IMPIEGO

Grazie ad un'ampia disponibilità di tecnologie e componenti ad elevata performance che consentono di ottenere prodotti adatti a destinazioni d'uso differenti.

MORE VERSATILE AND SUITABLE FOR EVERY USE

Thanks to the wide availability of high-performance technologies and components that allow you to obtain products suitable for different uses.

PIÙ SOSTENIBILI

Grazie a un processo produttivo estremamente efficiente in termini di rispetto delle norme ambientali, del consumo di acqua, energia e materie prime.

MORE SUSTAINABLE

Thanks to a production process that is extremely efficient in terms of compliance with environmental standards and consumption of water, energy and raw materials.



GRES PORCELLANATO IN 20MM PER OUTDOOR.

Garantisce infinite soluzioni applicative senza il rischio di rotture ed è ideale per la continuità estetica tra gli ambienti interni e quelli esterni. Resistente al gelo e agli sbalzi termici, presenta elevate caratteristiche antiscivolo, preserva la materia e il colore inalterati nel tempo ed è facile da pulire.

20 MM THICK PORCELAIN STONEWARE FOR OUTDOORS.

It guarantees infinite application solutions without the risk of cracks and is ideal for ensuring aesthetic continuity between indoor and outdoor spaces. Resistant to freezing and changes in temperature, it has notable non-slip properties, maintains the material and the colours intact over time, and is easy to clean.

Vantaggi / Plus

1. Altissima resistenza ai carichi di rottura.

/ Highly resistant to heavy loads.

2. Elevata resistenza meccanica.

/ Superior mechanical strength.

3. Elevata resistenza allo scivolamento.

/ High slip resistance.

4. Resistente al gelo.

/ Frost-resistant.

5. Resistente al fuoco.

/ Fire resistant.

6. Resistente agli sbalzi termici, agli agenti atmosferici, agli acidi, alle muffe e al sale.

/ Resistant to thermal shock, atmospheric agents, acids, mould and salt.

7. Eccezionale resistenza alle macchie.

/ Exceptional resistance to stains.

8. Carrabile quando incollato su massetto.

/ Resistant to vehicular passage when applied to a screed with adhesives.

9. Facile da installare, rimuovere e riutilizzare.

/ Easy to install, remove and reuse.

10. Facile da pulire.

/ Easy to clean.

11. Eterno: materia e colori stabili nel tempo.

/ Eternal: the product and its colours are stable over time.

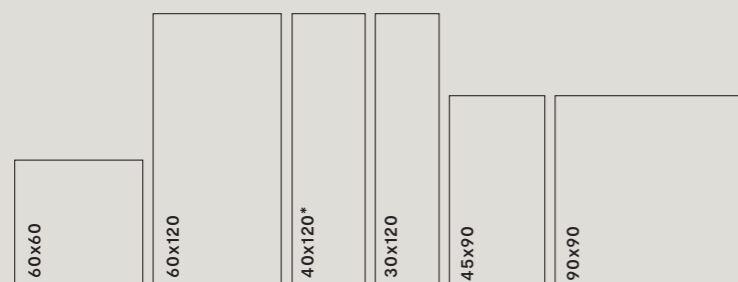
12. Ecologico: creato nel rispetto e per la salvaguardia dell'ambiente.

/ Eco-friendly: manufactured in a way which respects and sustains the environment.

13. Abbinabile ai prodotti da interno per un perfetto coordinamento estetico senza interruzioni.

/ Can be combined with products for interior spaces seamlessly and without interruptions.

Formati gamma L2 / L2 range sizes




*Tutti i colori Bio Attitude sono disponibili in formato 40x120
All Bio Attitude colors are available in 40x120 size



Cotton



Almond



Amber



Barrel



Cortex




Formati Gres / Stoneware Sizes ^{LRT}



Gres porcellanato / Porcelain stoneware
Spessore/thickness: 9,5mm




20x120cm
8"x48"
NAT



30x120cm
12"x48"
NAT

P R () T E C T
ANTIBATTERICO - ANTIMICROBIAL

*Gres porcellanato spessorato / Extra thick porcelain stoneware
Spessore/thickness: 20mm



40x120cm
16"x48"
GRIP

* No Protect

Finiture / Finishes



Nat



residenziale
residential



commerciale leggero
light commercial



commerciale intensivo
intensive commercial

Grip




esterno
outdoor

Decori / Decors



Gramma 51
special size







9,5x54 cm
3³/₄"x21¹/₄"

Rail 3D Mosaic




28,5x120 cm
11¹/₄"x48"
Rail Bright (cotton/almond)
Rail Light (almond/amber)
Rail Mid (amber/barrel)
Rail Dark (barrel/cortex)

Fondi / Plain tiles

				Cotton	Almon	Amber	Barrel	Cortex
20x120cm 8"x48"		9,5mm	NAT	LG7B440	LG7B400	LG7B410	LG7B420	LG7B430
30x120cm 12"x48"		9,5mm	NAT	LG6B440	LG6B400	LG6B410	LG6B420	LG6B430
40x120cm 16"x48"		20mm	GRIP	LG9B440	LG9B400	LG9B410	LG9B420	LG9B430
Gramma 51 special size		9,5x54 cm 3 ^{3/4} "x21 ^{1/4} "	NAT	LGZB454	LGZB450	LGZB451	LGZB452	LGZB453



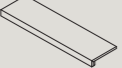

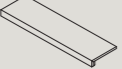
Mosaici / Mosaics

				Cotton/ Almond	Almond/ Amber	Amber/ Barrel	Barrel/ Cortex
Rail 3D Bright (cotton/almond)		28,5x120 cm 11 ^{1/4} "x48"	NAT	LGZB460			
Rail 3D Light (almond/amber)		28,5x120 cm 11 ^{1/4} "x48"	NAT		LGZB461		
Rail 3D Mid (amber/barrel)		28,5x120 cm 11 ^{1/4} "x48"	NAT			LGZB462	
Rail 3D Dark (barrel/cortex)		28,5x120 cm 11 ^{1/4} "x48"	NAT				LGZB463

Pezzi Speciali / Trims

Spessore/thickness: 9,5mm




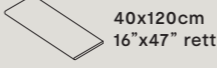
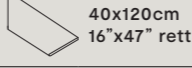
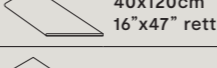
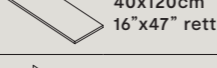
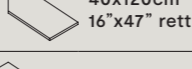
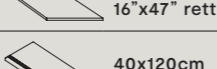

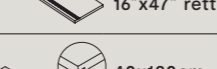


 gres porcellanato

				Cotton	Almond	Amber	Barrel	Cortex
Sezione gradino 4cm / 1 ^{9/16} "								
Battiscopa		7,5x60cm 3"x24" rett	NATURAL	LGRB440	LGRB400	LGRB410	LGRB420	LGRB430
Gradino Plus*		35x120cm 13 ^{3/4} "x48" rett	NATURAL	LG8B440	LG8B400	LG8B410	LG8B420	LG8B430
Angolo dx Gradino Plus*		35x120cm 13 ^{3/4} "x48" rett	NATURAL	LG8B441	LG8B401	LG8B411	LG8B421	LG8B431
Angolo sx Gradino Plus*		35x120cm 13 ^{3/4} "x48" rett	NATURAL	LG8B442	LG8B402	LG8B412	LG8B422	LG8B432

Pezzi Speciali / Trims

Spessore/thickness: 20mm

 L2

				Cotton	Almond	Amber	Barrel	Cortex
Griglia*		15x60cm 6"x24" rett	GRIP	LGDB4Z4	LGDB4Z0	LGDB4Z1	LGDB4Z2	LGDB4Z3
Griglia Angolare sx*		15x60cm 6"x24" rett	GRIP	LGDB4A9	LGDB4A1	LGDB4A3	LGDB4A5	LGDB4A7
Griglia Angolare dx*		15x60cm 6"x24" rett	GRIP	LGDB4A8	LGDB4A0	LGDB4A2	LGDB4A4	LGDB4A6
Costa Toro*		40x120cm 16"x47" rett	GRIP	LGDB4F4	LGDB4F0	LGDB4F1	LGDB4F2	LGDB4F3
Costa Toro Angolare sx*		40x120cm 16"x47" rett	GRIP	LGDB4K9	LGDB4K1	LGDB4K3	LGDB4K5	LGDB4K7
Costa Toro Angolare dx*		40x120cm 16"x47" rett	GRIP	LGDB4K8	LGDB4K0	LGDB4K2	LGDB4K4	LGDB4K6
Costa Retta*		40x120cm 16"x47" rett	GRIP	LGDB4C4	LGDB4C0	LGDB4C1	LGDB4C2	LGDB4C3
Costa Retta Angolare sx*		40x120cm 16"x47" rett	GRIP	LGDB4D9	LGDB4D1	LGDB4D3	LGDB4D5	LGDB4D7
Costa Retta Angolare dx*		40x120cm 16"x47" rett	GRIP	LGDB4D8	LGDB4D0	LGDB4D2	LGDB4D4	LGDB4D6
Costa Toro Step*		40x120cm 16"x47" rett	GRIP	LGDB4J4	LGDB4J0	LGDB4J1	LGDB4J2	LGDB4J3
Costa Retta Step*		40x120cm 16"x47" rett	GRIP	LGDB4G4	LGDB4G0	LGDB4G1	LGDB4G2	LGDB4G3
Costa Retta con Gocciolatoio*		40x120cm 16"x47" rett	GRIP	LGDB4L4	LGDB4L0	LGDB4L1	LGDB4L2	LGDB4L3
Costa Toro con Gocciolatoio*		40x120cm 16"x47" rett	GRIP	LGDB4M4	LGDB4M0	LGDB4M1	LGDB4M2	LGDB4M3

* Su richiesta. Per maggiori informazioni circa quantità minime e tempi di consegna rivolgersi all'ufficio commerciale. / Upon request. For more information about minimum quantities and delivery times please contact the sales department.

Caratteristiche tecniche / Technical characteristics



Gres tutta massa UGL / Full-body porcelain UGL		Conforme / According to: ISO 13006 G (Gruppo/Group Bla) EN 14411 G (Gruppo/Group Bla) ANSI A137.1 Porcelain tiles (P1 Class)	
	Metodo di prova / Test method	Requisiti prescritti / Required values	Valori medi / Average values
Assorbimento d'acqua / Water absorption	ISO 10545-3 ASTM C373	≤ 0,5%	0,05%
Sforzo di rottura S / Breaking strength	ISO 10545-4 ASTM C648	≥ 1300 N ≥ 250 lbf	2.000 N 9,5 mm 13.600 N 20mm 500 lbf 9,5 mm 2.800 lbf 20mm
Resistenza a flessione / Modulus of rupture	ISO 10545-4	≥ 35 N/mm ²	50 N/mm ²
Resistenza all'abrasione profonda / Resistance to deep abrasion	ISO 10545-6 ASTM C1243	≤ 175 mm ³	145 mm ³
Dilatazione termica lineare / Linear thermal expansion	ISO 10545-8 ASTM C372	Requisito non previsto/No provision	$\alpha \leq 7 \times 10^{-6} \text{ } ^\circ\text{C}^{-1}$ $\alpha \leq 4.4 \times 10^{-6} \text{ } ^\circ\text{F}^{-1} / \alpha \leq 8 \times 10^{-6} \text{ } ^\circ\text{C}^{-1}$
Resistenza alle macchie / Stain resistance	ISO 10545-14 ASTM C1378	Classe/Class 3 Min. Come indicato dal produttore / As indicated by manufacturer	5 Resistente/Resistant A Resistente/Resistant
Resistenza all'attacco chimico* / Chemical resistance	ISO 10545-13 ASTM C650	Come indicato dal produttore / As indicated by manufacturer	LA—HA Resistente/Resistant A Resistant
Resistenza al gelo / Frost resistance	ISO 10545-12 ASTM C1026	Nessuna alterazione/No alteration Come indicato dal produttore / As indicated by manufacturer	Resistente/Resistant Resistant
Resistenza allo scivolamento / Slip resistance	DIN EN 16165 - Annex B	—	R10 (Nat) - R11 (Grip L2 20mm)
	DIN EN 16165 - Annex A	—	A+B (Nat) - A+B+C (Grip)
	BCR-TORTUS	—	μ >0,40
	ANSI A326.3	—	ID - DCOF ≥ 0.42 (Dry) IW - DCOF ≥ 0.42 (Wet) IW+ ***- NAT EW - GRIP
	AS/NZS 4586	—	P3 (Nat) - P4 (Grip L2 20mm)
	BS 7976-2	—	PTV 36+wet (Sl.96) Nat PTV 36+wet (Sl.96-Sl.55) Grip
Reazione al fuoco / Fire reaction	EN 13823 EN 9239-1	CPR (UE) 305/2011, 2000/147/CE, UNI EN 13501-1	Classe / Class A1 (wall) Classe / Class A1 fl (floor)
Flame spread	ASTM E84	No provision	Class A
Fuga minima consigliata (**) recommended minimum joint (**)	INDOOR OUTDOOR	— —	2mm 5mm circa / approx.
Stonalizzazione / Shade variation	ANSI A137.1	Come indicato dal produttore / As indicated by manufacturer	V4 Variazioni sostanziali / Substantial variations

(*) ad esclusione dell'acido fluoridrico e derivati / excluding hydrofluoric acid and its derivatives

(**) salvo diversa indicazione dei Codici di Posa Nazionali. La larghezza delle fughe deve comunque essere decisa dalla Direzione Lavori
the width of grout joints must be established by the installation supervisor, unless grout widths are regulated by national laying standards

(***) ad eccezione delle zone caratterizzate da un maggior rischio di scivolamento (come docce pubbliche, piscine coperte, ecc.) per le quali si consiglia una superficie Grip
with the exception of areas characterized by a higher risk of slipping (such as public showers, indoor swimming pools, etc.) for which an Grip surface is recommended

Imballi / Packing

Articolo	Scatola		Pallet					
	cm	inch	pz.	mq	kg	scat.	mq	kg
Fondo	20x120	8"x48"	6	1,44	30,0	24	34,56	720,0
Fondo	30x120	12"x48"	4	1,44	32,3	18	25,92	581,4
Gramma 51 special size	9,5x54	3 ³ / ₄ "x21 ¹ / ₄ "	8	0,41	8,6	64	26,27	550,4
Rail	28,5x120	11 ¹ / ₄ "x48"	3	1,03	21,5	26	26,68	559,0
Battiscopa	7,5x60	3"x24"	12	7,2 m.l	11,6	60	32,40	432,0 m.l.
Gradino plus	35x120	13 ³ / ₄ "x48"	2	0,84	21,0	16	13,44	336,0
Angolo gradino plus	35x120	13 ³ / ₄ "x48"	2	0,84	21,0	16	13,44	336,0
Fondo (20mm)	40x120	16"x48"	2	0,96	43,5	24	23,04	1.044,0
Griglia	15x60	6"x24"	2	0,18	7,0	100	18,0	700,0
Griglia Angolare sx - dx	15x60	6"x24"	2	0,16	7,0	100	15,75	700,0
Costa Toro	40x120	16"x48"	1	0,48	23,0	-	-	-
Costa Toro Angolare sx - dx	40x120	16"x48"	1	0,40	21,0	-	-	-
Costa Retta	40x120	16"x48"	1	0,48	23,0	-	-	-
Costa Retta Angolare sx - dx	40x120	16"x48"	1	0,40	21,0	-	-	-
Costa Toro Step	40x120	16"x48"	1	0,48	23,0	-	-	-
Costa Retta Step	40x120	16"x48"	1	0,48	23,0	-	-	-
Costa Retta con Gocciolatoio	40x120	16"x48"	1	0,48	23,0	-	-	-
Costa Toro con Gocciolatoio	40x120	16"x48"	1	0,48	23,0	-	-	-

Certificazioni / Certifications



*MARCHIO CE Le DOP sono disponibili sul sito internet/DOP are available on the website leaceramiche.com


**LEED Lea Ceramiche, è membro di GBC Italia, organizzazione che promuove sul territorio italiano la realizzazione di edifici nel rispetto dell'ambiente, della salute e del benessere delle persone che ci vivono e lavorano./Lea Ceramiche is a member of the U.S. Green Building Council: this is an organization that promotes buildings that are environmentally responsible, profitable and healthy places to live and work.

***EPD I prodotti Lea Ceramiche possiedono Dichiarazione Ambientale di Prodotto (EPD) specifica di tipo III, certificata da ente terzo indipendente secondo le normative ISO 14025 e EN 15804. Disponibile su richiesta.
Lea Ceramiche products have a type III specific Environmental Product Declaration (EPD). This is certified by an independent third party according to ISO 14025 and EN 15804 standards. Available on request.

Bio Attitude overview



Colori / Colors



Formati / Sizes ^{LR^T}

Fondi/Plain Tiles



30x120cm
12"x48"
NAT

20x120cm
8"x48"
NAT

Fondi/Plain Tiles

L2* 20mm



40x120cm
16"x48"
GRIP

* No Protect

Decori/Decors

Gamma 51
special size



9,5x54 cm
3³/₄"x21¹/₄"

Rail 3D mosaic



28,5x120 cm
11¹/₄"x48"

Rail 3D Bright (Cotton/Almond)
Rail 3D Light (Almond/Amber)
Rail 3D Mid (Amber/Barrel)
Rail 3D Dark (Barrel/Cortex)



EXPLORE IN 360°
ON REAL.LEACERAMICHE.COM



Gres porcellanato
Porcelain stoneware
Spessore/thickness: 9,5mm



Gres porcellanato spessorato
Extra thick porcelain stoneware
Spessore/thickness: 20mm

P R () T E C T

SUPERFICIE ANTIBATTERICA
ANTIMICROBIAL SURFACE
with Microban®

leaceramiche.com



Absolute.



LEA
CERAMICHE

P R () T E C T[®]

ANTIBATTERICO - ANTIMICROBIAL

Questa collezione è realizzata
con l'esclusiva tecnologia antibatterica Protect[®].

This collection is made with the exclusive
antimicrobial Protect[®] technology.

with **MICROBAN[®]** 

P R () T E C T ®

PER UN ABITARE SANO, SICURO E PROTETTO.

Pavimenti e rivestimenti antibatterici
ad altissime performance.

TO LIVE HEALTHILY, SAFE AND SECURE.

Antimicrobial floor and wall coverings with the
highest performance.



1. Azione potente.
Elimina i batteri e
ne impedisce la
proliferazione.

1. Powerful action.
Eliminates microbes
and prevents their
reproduction.



2. Protezione continua.
Sempre attivo, 24 ore
su 24, con e senza luce
solare.

**2. Continuous
protection.**
Always active, 24 hours
a day, with and without
sunlight.



3. Efficacia eterna.
Grazie alla tecnologia
integrata in modo
permanente nel prodotto.

3. Eternal effectiveness.
Thanks to the technology
permanently integrated
into the product.

with MICROBAN®



Absolute.

AB EFGHI
J LMNOPQ
ST VWXY
Zabcd fghjk
l nopq t v
wxy 123456
7890B&?!(())



WALL
Total White 100x300 sat

FLOOR
Total White 100x100 sat



Ⓢ Total Black 100x100 sat



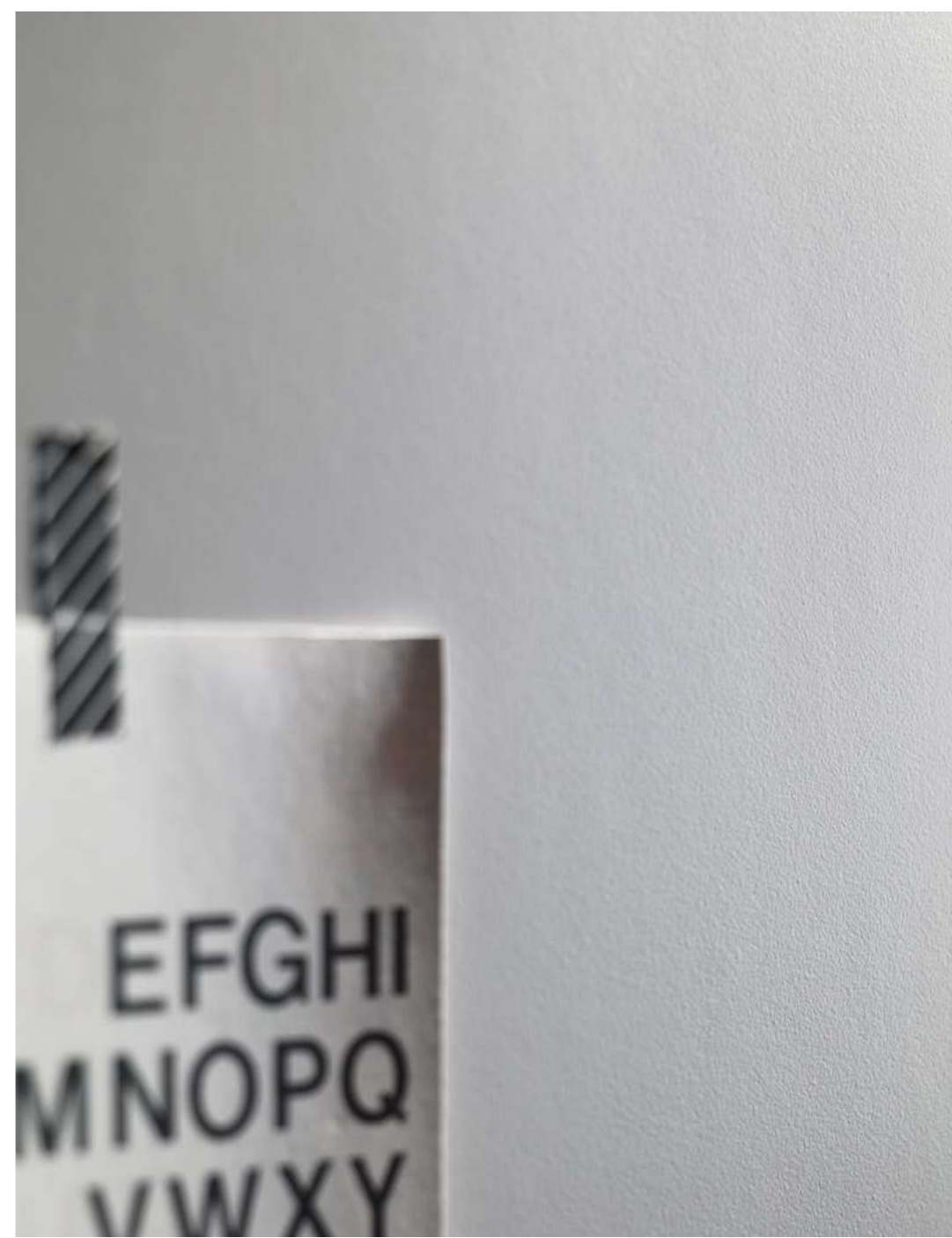
Ⓢ FLOOR
Total White 100x100 sat

Ⓢ WALL
Total Black 100x300 lev




↻ WALL
Extra White 100x300 smooth

↻ FLOOR
Extra White 100x100 smooth



↻ Total White sat

Gres porcellanato laminato UGL rinforzato con fibra di vetro
 Laminated porcelain stoneware UGL reinforced with fibreglass
 Grès cérame laminé UGL, renforcé avec de la fibre de verre
 Lamiertes Feinsteinzeug UGL mit Glasfaserverstärkung

Stonalizzazione	Resistenza allo scivolamento	Fuga minima consigliata
Shading / Denuançage / Spielfarbig	Slip resistance / Résistance au glissement / Rutschfestigkeit	Minimum suggested joint Joint minimum conseillé Empfohlene Fugenbreite
ANSI A137.3	ANSI A326.3 DCOF ≥ 0.42 (sat)	Posa a Parete / Wall / Mur / Wand 1 mm (INDOOR)
		Posa a Pavimento / Floor / Sol / Boden 2 mm (INDOOR)
		OUTDOOR Vedi Manuale Tecnico Slimtech See Slimtech Technical Manual

Absolute.



Spessore / Thickness / Epaisseur / Stärke

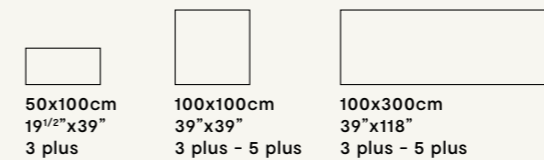
3,5mm - slimtech 3plus
 5,5mm - slimtech 5plus

PROTECT
 ANTIBATTERICO - ANTIMICROBIAL

3 Colori / Colors / Couleurs / Farben



3 Formati / Sizes / Formats / Formate ^{LR^T}









Imballi

Packing / Emballage / Verpackung

Articolo	Scatola			Pallet				
	cm	inch	pz.	mq	kg	scat.	mq	kg
Fondo 3plus	50x100	19½"x39"	5	2,50	20,0	32	80,0	640,0
Fondo 3plus	100x300	39"x118"	1	3,00	23,4	20	60,0	468,0
Fondo 3plus	100x100	39"x39"	3	3,00	23,4	25	75,0	585,0
Fondo 5plus	100x300	39"x118"	1	3,00	34,5	13	39,0	448,5
Fondo 5plus	100x100	39"x39"	2	2,00	23,0	25	50,0	575,0

3 Finiture / Finishes / Surfaces / Oberfläche

Lev 5 plus	 residenziale residential	 commerciale leggero (solo Total White) light commercial (only Total White)
Sat 5 plus	 residenziale residential	 commerciale leggero light commercial
Smooth 3 plus	 residenziale residential	 commerciale leggero light commercial

LA CERAMICA. UNA SCELTA SICURA.

CERAMICS. A SAFE CHOICE.

Panariagroup. La ceramica nella sua forma migliore.

Ceramics at their best

La ceramica è un materiale dalle prestazioni uniche e straordinarie.
Ceramics offer unique and outstanding performance.

SICURA
SAFE

RESISTENTE
RESISTANT

IGIENICA
HYGIENIC

VERSATILE
VERSATILE

DURA A LUNGO
LONG-LASTING

STABILE
STABLE

NON EMETTE SOSTANZE CHIMICHE NOCIVE
ZERO VOCs

RICICLABILE
RECYCLABLE

NON BRUCIA
IT DOES NOT BURN

AMA L'AMBIENTE
ENVIRONMENT-FRIENDLY

Panariagroup si distingue con prodotti di qualità superiore.
Panariagroup stands out for its superior quality products.

PIÙ SALUBRI

Grazie all'integrazione della tecnologia antibatterica Protect.

PIÙ FACILI DA PULIRE

Grazie alle nostre esclusive tecniche di lavorazione delle superfici.

HEALTHIER

Thanks to the integrated Protect antimicrobial technology.

EASIER TO CLEAN

Thanks to our exclusive surface processing techniques.

PIÙ VERSATILI E ADATTI AD OGNI IMPIEGO

Grazie ad un'ampia disponibilità di tecnologie e componenti ad elevata performance che consentono di ottenere prodotti adatti a destinazioni d'uso differenti.

PIÙ SOSTENIBILI

Grazie a un processo produttivo estremamente efficiente in termini di rispetto delle norme ambientali, del consumo di acqua, energia e materie prime.

MORE VERSATILE AND SUITABLE FOR EVERY USE

Thanks to the wide availability of high-performance technologies and components that allow you to obtain products suitable for different uses.

MORE SUSTAINABLE

Thanks to a production process that is extremely efficient in terms of compliance with environmental standards and consumption of water, energy and raw materials.

LASTRE CERAMICHE SOTTILI DI QUALITÀ SUPERIORE.

Superior quality thin porcelain slabs. / Dalles céramiques fines de qualité supérieure. / Dünne Hochwertige Keramikplatten.



MASSIMI STANDARD QUALITATIVI E PRESTAZIONALI

HIGHEST STANDARDS IN QUALITY AND PERFORMANCE

STANDARDS QUALITATIFS ET PERFORMANCES MAXIMALES

HÖCHSTE QUALITÄTS- UND LEISTUNGSSTANDARDS



LASTRE SUPERCOMPATTE ED ELASTICHE

HIGHLY COMPACT AND ELASTIC SLABS

DALLES ULTRACOMPACTES ET ÉLASTIQUES

SUPERKOMPACTE, ELASTISCHE PLATTEN



RESA ESTETICA ECCELLENTE

EXCELLENT AESTHETIC LOOK

EXCELLENT RENDEMENT ESTHÉTIQUE

AUSGEZEICHNETE OPTISCHE WIRKUNG



STRAORDINARIA EXTRA-RESISTENZA

EXTRAORDINARY ADDED RESISTANCE

EXTRAORDINAIRE EXTRA-RÉSISTANCE

ÜBERRAGENDE SUPER-BESTÄNDIGKEIT




SOSTENIBILITÀ AMBIENTALE ELEVATA

HIGHLY ECO-FRIENDLY

DURABILITÉ ENVIRONNEMENTALE

HOHE ÖKOLOGISCHE NACHHALTIGKEIT



Ultrasottile e ultrasensibile. Con fibra di vetro.

Ultra-thin and ultra-resistant. With fibreglass mesh.

Ultra fin et ultra résistant. Avec fibre de verre.

Untradünn und ultrawiderstandsfest. Mit Glasfaser.



3.5mm



5.5mm



6.5mm

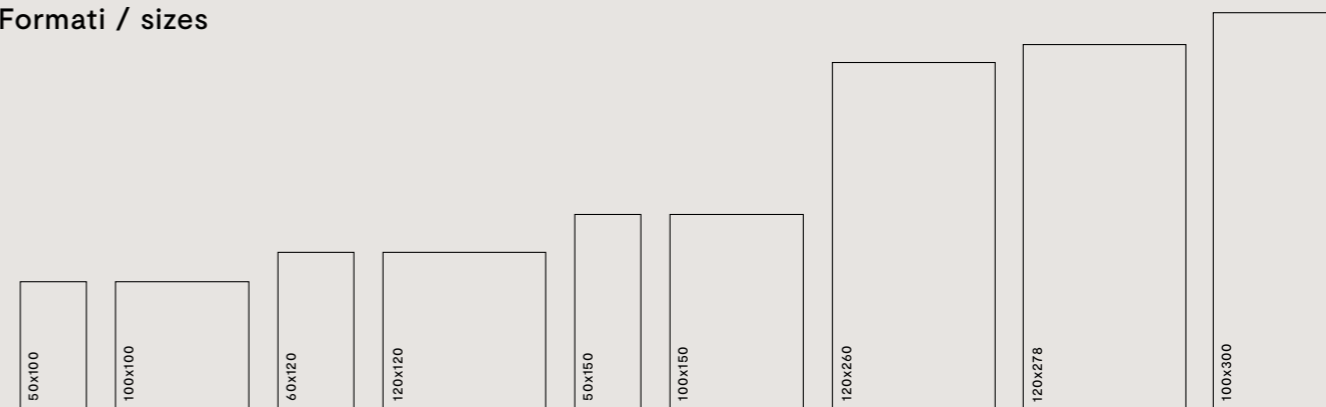


6mm

Sottile e resistente. / Thin and resistant.

Fin et résistant. / Dünn und widerstandsfähig.

Formati / sizes



leaceramiche.com



Bio Select.

Bio Select



LEA

CERAMICHE

Bio Select.

LEA
CERAMICHE



01.

La forma dell'eleganza.
Fedele trasposizione
sulla materia ceramica
delle essenze lignee più
pregiate.

The shape of elegance.
Faithful transposition
of the finest wooden
patterns on ceramic.

Introduction.

02.

**Sette declinazioni
cromatiche / Seven
color shades.**

Colori / Colors

- 01. Oak Vanilla
- 02. Oak Ginger
- 03. Oak Natural
- 04. Oak Ash
- 05. Oak Cloves
- 06. Walnut Tobacco
- 07. Walnut Cinnamon

Materiali / Materials
Gres porcellanato /
Porcelain stoneware
9,5mm - 12mm

**Gres spessorato L2 /
Extra thick porcelain
stoneware L2**
20mm

Finiture / Finishes
naturale rett
grip rett

Formati / Sizes

- 30x180cm 12"x72"
- 30x120cm 12"x48"
- 20x120cm 8"x48"

Colors.



02a.

Mosaici / Mosaics

- 01. Whirl Mix
- 02. Chevron
- 03. Strip
- 04. ABC

Formati speciali / Special sizes

- 05. Drunk

Materiale / Material

Gres porcellanato /
Porcelain stoneware
9,5mm

Finiture / Finishes

naturale rett

Un impianto decorativo ricco e variegato. Forme geometriche, come nella tradizione stilistica di Lea Ceramiche, consentono di personalizzare qualsiasi ambiente, rendendo il materiale ceramico un cruciale elemento decorativo.

A rich and varied decorative pattern. Lea Ceramiche's geometric shapes allow rooms to be customised and define ceramic material as a fundamental decorative element.

Mosaics.





03.

The Collection.

Bio Select di Lea Ceramiche nasce dall'idea di ricreare sulla superficie della materia ceramica, le tracce ed il calore dei pavimenti in legno con un imprinting naturale ed elegante. Le essenze a cui si ispira Bio Select sono quelle del rovere e del noce, tra le più pregiate in natura.

Bio Select by Lea Ceramiche is designed to meet the need to recreate, on ceramic surfaces, the patterns and warmth of wood floors with a natural and elegant touch. In the case of Bio select, the inspiration comes from the highly sought-after wood varieties of oak and walnut.

03a.

Oak Vanilla.

FLOOR
Oak Vanilla 30x120

WALL
ABC Oak Vanilla 27,9x27,9





WALL
ABC Oak Vanilla 27,9x27,9

FLOOR
Oak Vanilla 30x120




Oak Vanilla 30x120



WALL
ABC Oak Vanilla 27,9x27,9

FLOOR
Oak Vanilla 30x120



Oak Vanilla 30x120



Oak Vanilla 20x120

Un lungo lavoro di ricerca per selezionare le migliori doghe e per riprodurre un colore chiaro, luminoso ed elegante da accostare in perfetta armonia a qualsiasi arredo o stile.

Lengthy research to find the best-looking planks and to reproduce a light, bright and elegant wood color that will work in perfect harmony with any décor or style.

03b.

Oak Ginger.

Oak Ginger 30x180





Oak Ginger 30x180


Oak Ginger 30x180



03c.

Oak Natural.


Oak Natural 30x180





Segno essenziale. Un'estetica rigorosa e minimale ricopre una parete divisoria: è il mosaico Strip che coordinato al pavimento, dalla tonalità calda ed avvolgente, impreziosisce qualsiasi ambiente.

Minimalist. The Strip mosaic offers a minimalist look for a wall partition that matches the flooring. It adds beauty to any room combined with a warm and welcoming elegance.



Oak Natural 30x180



WALL
Strip Oak Natural 20x120

FLOOR
Oak Natural 30x180

Strip Oak Natural 20x120



03d.

Oak Ash.

Oak Ash 20x120 - 30x120



WALL
Chevron Oak Ash 42,8x40

FLOOR
Oak Ash 20x120
30x120



Dettagli di stile. La ricerca, che fonde la materia ceramica con la tecnologia più avanzata, restituisce superfici dalla texture vibrante: un grigio sofisticato dal sapore contemporaneo per una nuova interpretazione dello spazio.

Style details. Research allows us to create new ceramic tiles using high-tech technology. We have designed surfaces with a vibrant texture; a sophisticated grey color with contemporary flair for a new interpretation of space.

WALL
Chevron Oak Ash 42,8x40

FLOOR
Oak Ash 20x120
30x120

03e.

Oak Cloves.

Oak Cloves 20x120





Naturale eleganza. Nuance autunnali che si ispirano ai colori della terra, per spazi extra residenziali, come locali di ristorazione e alberghi, ma che richiamano la dimensione domestica.

Natural elegance. Nature inspired autumn shades for public spaces including restaurants and hotels that recreate a homely atmosphere.



Oak Cloves 20x120 - 30x120

03f.

Walnut Tobacco.

Walnut Tobacco 20x120






hotel

WALL
Whirl Mix 36,8x42,5

FLOOR
Walnut Tobacco 20x120

Walnut Tobacco 20x120





WALL
Whirl Mix 36.8x42.5

FLOOR
Walnut Tobacco 20x120



Lo spazio scolpito.
Il mix di forme geometriche trapezoidali crea una trama ricercata sulla superficie della parete. Le doghe sul pavimento, alcune anche molto contrastate, creano un'atmosfera calda, inclusiva e preziosa e scandiscono lo spazio.

Sculpted space.
A combination of trapezoid geometric shapes creates an elegant texture on the walls. Planks on the floor, produce a warm, welcoming and sophisticated environment while offering a sense of space in any room.

WALL
Whirl Mix 36,8x42,5

FLOOR
Walnut Tobacco 20x120

03g.

Naturalmente classico. La fedeltà della materia viene restituita non solo attraverso la naturalezza della superficie ma anche attraverso il formato che riproduce il classico pavimento posato a "spina di pesce".

Naturally classic. The realistic look is achieved through the natural appearance of the surface and through the layout, reproducing a classic wood floor look laid in a herringbone pattern.

Walnut Cinnamon.

Chevron Walnut Cinnamon 42.8x40





Drunk Walnut Cinnamon 25x120

Lea Ceramiche

60 — 61

Bio Select



03h.

Outdoor.

Oak Natural 30x120 - L2 20mm





Oak Natural 30x120 - L2 20mm

04.

Info.



Whirl Mix 36.8x42.5


Oak Vanilla



Oak Ginger



Oak Natural



Oak Ash




Oak Cloves



Walnut Tobacco




Walnut Cinnamon




Gres porcellanato /
Porcelain stoneware
Spessore/thickness: 10mm - 12mm (Lato/Side 180)

PROTECT
ANTIBATTERICO - ANTIMICROBIAL


 gres porcellanato



30x180cm
12"x72"
NAT



30x120cm
12"x48"
NAT



20x120cm
8"x48"
NAT

*Spessore/thickness: 20mm

 L2



Oak Natural / Oak Cloves
30x120cm
12"x48"
GRIP

* Protezione antibatterica non presente
No antimicrobial protection

Finiture / Finishes

Nat



residenziale
residential



commerciale leggero
light commercial



commerciale intensivo
intensive commercial

Grip



esterno
outdoor

ABC

Oak Vanilla
Oak Ginger
Oak Natural
Oak Ash
Oak Cloves
Walnut Tobacco
Walnut Cinnamon





27,9x27,9cm
11"x11"
NAT



27,9x27,9cm
11"x11"
NAT



27,9x27,9cm
11"x11"
NAT



Ogni scatola di mosaico ABC contiene 4 pezzi di ognuna delle 3 geometrie A, B e C, per un totale di 12 pezzi.
Le geometrie A, B e C non sono vendibili singolarmente.
Each box of ABC mosaic contains 4 pieces of each of the 3 A, B, and C designs, for a total of 12 pieces.
The A, B, and C designs cannot be sold individually.

Strip

Oak Vanilla
Oak Ginger
Oak Natural
Oak Ash
Oak Cloves
Walnut Tobacco
Walnut Cinnamon



20x120cm
8"x48"
NAT

Chevron

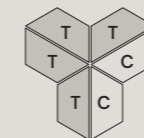
Oak Vanilla
Oak Ginger
Oak Natural
Oak Ash
Oak Cloves
Walnut Tobacco
Walnut Cinnamon



42,8x40cm
16³/₄"x16"
NAT


Whirl mix*

Walnut Tobacco / Walnut Cinnamon



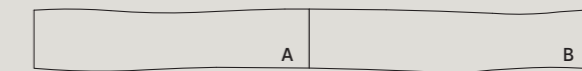
T Walnut Tobacco
C Walnut Cinnamon

36,8x42,5cm
14¹/₂"x16³/₄"
NAT

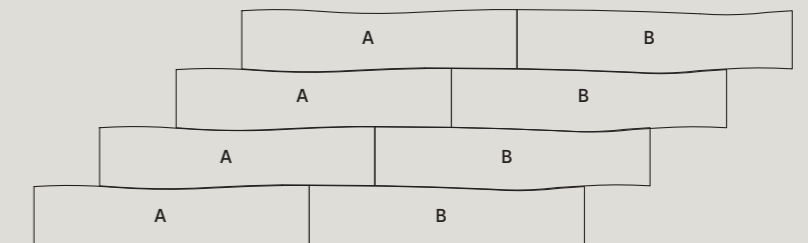


Drunk

Walnut Tobacco
Walnut Cinnamon



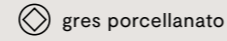
25x120cm
10"x48"
NAT



*colori mixati: Walnut Tobacco + Walnut Cinnamon / Mixed colors: Walnut Tobacco + Walnut Cinnamon

Fondi / Plain tiles

Spessore/thickness: 9,5mm - 12mm (Lato/Side 180)




		Oak Vanilla	Oak Ginger	Oak Natural	Oak Ash	Oak Cloves	Walnut Tobacco	Walnut Cinnamon
30x180cm 12"x72"	NAT	LGIB330	LGIB360	LGIB310	LGIB300	LGIB320	LGIB350	LGIB340
30x120cm 12"x48"	NAT	LG6B330	LG6B360	LG6B310	LG6B300	LG6B320	LG6B350	LG6B340
20x120cm 8"x48"	NAT	LG7B330	LG7B360	LG7B310	LG7B300	LG7B320	LG7B350	LG7B340

Spessore/thickness: 20mm



		Oak Vanilla	Oak Ginger	Oak Natural	Oak Ash	Oak Cloves	Walnut Tobacco	Walnut Cinnamon
30x120cm 12"x48"	GRIP	-	-	LG4B310	-	LG4B320	-	-

Mosaici e formati speciali / Mosaics and special sizes




		Oak Vanilla	Oak Ginger	Oak Natural	Oak Ash	Oak Cloves	Walnut Tobacco	Walnut Cinnamon
ABC 27,9x27,9cm 11"x11"	NAT	LG9B303	LG9B306	LG9B301	LG9B300	LG9B302	LG9B305	LG9B304
Chevron 42,8x40cm 16 ^{3/4} "x16"	NAT	LG9B3C3	LG9B3C6	LG9B3C1	LG9B3C0	LG9B3C2	LG9B3C5	LG9B3C4
Drunk 25x120cm 10"x48"	NAT	-	-	-	-	-	LG9B3D5	LG9B3D4
Strip 20x120cm 8"x48"	NAT	LG9B3S3	LG9B3S6	LG9B3S1	LG9B3S0	LG9B3S2	LG9B3S5	LG9B3S4

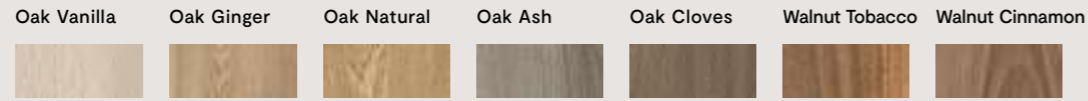
		Walnut Tobacco	Walnut Cinnamon
Decoro Whirl mix* 36,8x42,5cm 14 ^{1/2} "x16 ^{3/4} "	NAT	LG9B3W0	

*colori mixati: Walnut Tobacco + Walnut Cinnamon / mixed colors: Walnut Tobacco + Walnut Cinnamon

Pezzi Speciali / Trims


Spessore/thickness: 9,5mm

 gres porcellanato



	Oak Vanilla	Oak Ginger	Oak Natural	Oak Ash	Oak Cloves	Walnut Tobacco	Walnut Cinnamon
 battiscopa 5,5x60cm / 2 ¹¹ / ₁₆ "x24" rett	LGRB330	LGRB360	LGRB310	LGRB300	LGRB320	LGRB350	LGRB340
 gradino plus* 35x120cm / 13 ³ / ₄ "x48" rett	LG9B3P3	LG9B3P6	LG9B3P1	LG9B3P0	LG9B3P2	LG9B3P5	LG9B3P4
 angolo dx gradino plus* 35x120cm / 13 ³ / ₄ "x48" rett	LG9B3A3	LG9B3A6	LG9B3A1	LG9B3A0	LG9B3A2	LG9B3A5	LG9B3A4
 angolo sx gradino plus* 35x120cm / 13 ³ / ₄ "x48" rett	LG9B3B3	LG9B3B6	LG9B3B1	LG9B3B0	LG9B3B2	LG9B3B5	LG9B3B4

Sezione gradino




* Su richiesta. / Upon request.

Pezzi Speciali / Trims

Spessore/thickness: 20mm

 L2



	GRIP	Oak Natural	Oak Cloves
 griglia* 15x60cm / 6"x24" rett		LG1B3G1	LG1B3G2
 griglia angolare sx* 15x60cm / 6"x24" rett		LG1B3S1	LG1B3S2
 griglia angolare dx* 15x60cm / 6"x24" rett		LG1B3D1	LG1B3D2
 costa toro* 30x60cm / 12"x24" rett		LGVB3F1	LGVB3F2
 costa toro angolare sx* 30x60cm / 12"x24" rett		LGVB3K1	LGVB3K2
 costa toro angolare dx* 30x60cm / 12"x24" rett		LGVB3Y1	LGVB3Y2
 costa retta* 30x60cm / 12"x24" rett		LGVB3C1	LGVB3C2
 costa retta angolare sx* 30x60cm / 12"x24" rett		LGVB3D1	LGVB3D2
 costa retta angolare dx* 30x60cm / 12"x24" rett		LGVB3E1	LGVB3E2
 costa toro step* 30x60cm / 12"x24" rett		LGVB3J1	LGVB3J2
 costa retta step* 30x60cm / 12"x24" rett		LGVB3G1	LGVB3G2
 costa retta con gocciolatoio* 30x60cm / 12"x24" rett		LGVB3M1	LGVB3M2
 costa toro con gocciolatoio* 30x60cm / 12"x24" rett		LGVB3L1	LGVB3L2



P R () T E C T

L'esclusiva tecnologia Panariagroup per pavimenti e rivestimenti antibatterici ad altissime performance. Per un abitare sano, sicuro e protetto.

The exclusive Panariagroup technology for antimicrobial floor and wall coverings with the highest performance. To live healthily, safe and secure.



Azione potente.
Elimina i batteri e ne impedisce la proliferazione
Powerful action.
Eliminates microbes and prevents their reproduction



Efficacia eterna.
Grazie alla tecnologia integrata in modo permanente nel prodotto
Eternal effectiveness.
Thanks to the technology permanently integrated into the product



Protezione continua.
Sempre attivo, 24 ore su 24, con e senza luce solare
Continuous protection.
Always active, 24 hours a day, with and without sunlight



Qualità garantita
dalla partnership
CON MICROBAN®
Guaranteed quality
by the partnership
with MICROBAN®

PANARIAgroup
www.protect.panariagroup.it

Le collezioni L2 di Lea Ceramiche, in gres porcellanato con spessore 20mm, uniscono qualità estetica ed elevate prestazioni tecniche, garantendo infinite applicazioni in esterno, senza rischio di rotture. Sono resistenti al gelo e agli sbalzi termici, presentano elevate caratteristiche antiscivolo, sono facili da pulire e mantengono inalterati nel tempo materia e colore.

The L2 collections by Lea Ceramiche, in 20mm thick porcelain stoneware, bring together aesthetic quality and heightened technical performance, guaranteeing countless external applications, with no risk of breakage. They are resistant to frost and to sudden changes in temperature, have heightened anti-slip characteristics, are easy to clean, and maintain their texture and colour over time.



Sistemi di posa / Dry laying system

Posa su erba Dry laying on grass

La posa a secco su erba si applica principalmente su vialetti, camminamenti residenziali e pubblici quali ad esempio parchi, giardini, spazi dedicati alla socialità e al relax, sempre contraddistinti da zone verdi circostanti.

La possibilità di determinare la fuga, consente di integrarsi più facilmente con la natura confinante e con l'impronta architettonica ed estetica del contesto

The solution of dry laying on grass is mainly used on walkways, residential and public paths such as in parks, gardens, social and leisure areas, always located in green areas. The possibility of calculating the joint means that it is easier to integrate with the surrounding nature and the architectural and aesthetic setting.

Posa sopraelevata Outdoor laying on raised flooring

La posa da esterno per pavimenti sopraelevati utilizza i tradizionali sistemi per pavimenti flottanti. Grazie ai supporti fissi e regolabili risolve problemi di dislivello del terreno, è isolante e drenante, nasconde cavi e tubature essendo le lastre facilmente rimovibili.

Outdoor laying on raised flooring uses the traditional systems for elevated floors. Thanks to the fixed and adjustable supports, this material solves the problem of uneven terrain, while ensuring insulation and drainage, and can be used to conceal cables and pipelines, as the slabs are easily removed when required.

Posa su ghiaia Laying on gravel

La posa su ghiaia, a secco o con malta, consente di valorizzare patii, cortili e giardini, in generale spazi esterni privati o passaggi pedonali di aree ad uso commerciale o dedicate al relax.

Mantiene inalterato il drenaggio del terreno attraverso la fuga, consentendo il deflusso delle acque in falda.

Installation on gravel, dry or with adhesive, makes it possible to enhance patios, courtyards, and gardens, private external spaces in general, or pedestrian passageways in commercial or recreational areas. Its grout lines maintain the drainage of the terrain, permitting the outflow of water into an aquifer.

Posa su massetto con colla Laying on screed with adhesive

La posa tradizionale su massetto con colla si applica principalmente su aree esterne carrabili, quali zone di accesso ai garage, parcheggi auto sia di tipo residenziale che di spazi industriali e commerciali. Permette l'uniformità delle superfici tra le aree pedonali e quelle carrabili.

Traditional laying on screed with adhesive is mainly used in outdoor paved areas for vehicles and pedestrians, such as access areas to garages, car parks both in residential and industrial/commercial areas. It enables uniform surfaces between pedestrian and road surfaces.

Impieghi L2 / Uses



Vialetti
Walkways



Parchi pubblici - giardini
Public parks - gardens



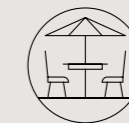
Camminamenti piscine
Pool decks



Stabilimenti balneari
Beach resorts



Parcheggi
Parking areas



Terrazze
Terraces



Zone industriali
Industrial areas



Aree urbane
Urban areas



Alberghi
Hotels



Locali pubblici
Public spaces



Abitazioni
Housing



Aeroporti
Airports



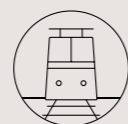
Bar - Ristoranti
Bar - Restaurants



Centri commerciali
Malls



Negozi
Shops



Stazioni
Train stations

Gres tutta massa UGL
Full-body porcelain UGL
10mm / 12mm / 20mm

Conforme / According to: ISO 13006 G (Gruppo/Group Bla)
EN 14411 G (Gruppo/Group Bla)
ANSI A137.1 Porcelain tiles (P1 Class)

	Metodo di prova / Test method	Requisiti prescritti / Required values	Valori medi / Average values
Assorbimento d'acqua / Water absorption	ISO 10545-3 ASTM C373	≤ 0,5%	0,05%
Sforzo di rottura S / Breaking strength	ISO 10545-4 ASTM C1505	≥ 1300 N ≥ 250 lbf	2500 N 10mm / 3500 N 12mm 13600 N 20mm 600 lbf 10mm / 800 lbf 12mm 2800 lbf 20mm
Resistenza a flessione / Modulus of rupture	ISO 10545-4	≥ 35 N/mm ²	50 N/mm ²
Resistenza all'abrasione profonda / Resistance to deep abrasion	ISO 10545-6 ASTM C1243	≤ 175 mm ³	145 mm ³
Dilatazione termica lineare / Linear thermal expansion	ISO 10545-8 ASTM C372	Requisito non previsto/No provision No provision	$\alpha \leq 7 \times 10^{-6} \text{ } ^\circ\text{C}^{-1}$ $\alpha \leq 4.4 \times 10^{-6} \text{ } ^\circ\text{F}^{-1} / \alpha \leq 8 \times 10^{-6} \text{ } ^\circ\text{C}^{-1}$
Resistenza alle macchie / Stain resistance	ISO 10545-14 ASTM C1378	Classe/Class 3 Min. As indicated by manufacturer	5 Resistente/Resistant Class A Resistant
Resistenza all'attacco chimico* / Chemical resistance	ISO 10545-13 ASTM C650	Come indicato dal produttore / As indicated by manufacturer As indicated by manufacturer	LA—HA Resistente/Resistant Class A Resistant
Resistenza al gelo / Frost resistance	ISO 10545-12 ASTM C1026	Nessuna alterazione/No alteration As indicated by manufacturer	Resistente/Resistant Resistant
Resistenza allo scivolamento / Slip resistance	DIN 51130	—	R10 (nat.) / R9 (Walnut tobacco nat.) R11 (grip 20mm)
	DIN 51097	—	C (A+B+C) (grip 20mm)
	BCR-TORTUS	—	$\mu > 0,40$
	ANSI A326.3	—	DCOF ≥ 0.42
	AS/NZS 4586:2013	—	P4 (grip - 20mm)
Reazione al fuoco / Fire reaction	EN 13823	CPR (UE) 305/2011, 2000/147/CE,	Classe / Class A1 (wall)
	EN 9239-1	UNI EN 13501-1	Classe / Class A1 _{fl} (floor)
	Flame spread	ASTM E84	No provision
Robinson floor tester	ASTM C627	As indicated by manufacturer	≥ 14 cycles Extra Heavy Commercial (over concrete)
Conducibilità termica / Thermal conductivity	EN 12524	—	$\lambda = 1,3 \text{ W/m}^\circ \text{K} / 0.7 \text{ BTU/ft h}^\circ \text{F}$
fuga minima consigliata (**) recommended minimum joint (**)	INDOOR	—	2mm
	OUTDOOR	—	5mm circa / approx.
Stonalizzazione / Shade variation	ANSI A137.1	Come indicato dal produttore / As indicated by manufacturer	V ₃ Variazioni moderate / Moderate variation

(*) ad esclusione dell'acido fluoridrico e derivati / excluding hydrofluoric acid and its derivatives

(**) salvo diversa indicazione dei Codici di Posa Nazionali. La larghezza delle fughe deve comunque essere decisa dalla Direzione Lavori
the width of grout joints must be established by the installation supervisor, unless grout widths are regulated by national laying standards

Legenda / Key

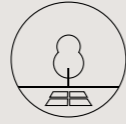
Destinazioni d'uso / Intended use



RESIDENZIALE RESIDENTIAL

Cucine, bagni, living e ogni altro ambiente di uso residenziale.

Kitchens, bathrooms, living rooms, and all other residential environments.



ESTERNI OUTDOOR

Prevalentemente per ambienti esterni nei quali è richiesta una pavimentazione con prestazioni antiscivolo.

Mainly for external areas that require flooring with anti slip characteristics.



COMMERCIALE LEGGERO LIGHT COMMERCIAL

Uffici, uffici aperti al pubblico, sale d'attesa, negozi, bagni pubblici, aree comuni condominiali, sale di ristoranti, autosaloni, bar, cinema, ambulatori/cliniche, camere e bagni di hotel.

Offices, offices open to the general public, waiting rooms, shops, public bathrooms, common apartment block areas, restaurant dining rooms, car showrooms, bars, cinemas, surgeries/clinics, hotel rooms and bathrooms.



COMMERCIALE INTENSIVO * INTENSIVE COMMERCIAL

Aree comuni di centri commerciali, hall di hotel, mense, fast food, discoteche, ospedali, scuole, musei, luoghi di culto, aeroporti, stazioni.

Common areas of shopping centres, hotel foyers, canteens, fast food restaurants, dance clubs, hospitals, schools, museums, places of worship, airports, stations.

*In aree caratterizzate dal passaggio di carichi pesanti concentrati non è consigliato l'utilizzo di prodotti a spessore ridotto.

*In areas that are subjected to heavy concentrated loads it is not recommended to use low thickness products.

Bio Select overview

Colori / Colors



Formati / Sizes ^{LR^T}

gres porcellanato

L2

Fondi/Plain Tiles
12mm

Fondi/Plain Tiles
10mm

Fondi/Plain Tiles
20mm*




30x180cm
12"x72"
NAT



30x120cm
12"x48"
NAT



Oak Natural / Oak Cloves
30x120cm
12"x48"
GRIP



20x120cm
8"x48"
NAT

* Protezione antibatterica non presente
No antimicrobial protection

Decori / Decors

ABC



27,9x27,9cm
11"x11"
NAT



27,9x27,9cm
11"x11"
NAT



27,9x27,9cm
11"x11"
NAT

Strip



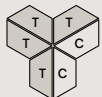
20x120cm
8"x48"
NAT

Chevron



42,8x40cm
16^{3/4}"x16"
NAT

Whirl mix*



T Walnut Tobacco
C Walnut Cinnamon

36,8x42,5cm
14^{1/2}"x16^{3/4}"
NAT

Drunk

Walnut Tobacco
Walnut Cinnamon



25x120cm
10"x48"
NAT

*colori mixati: Walnut Tobacco + Walnut Cinnamon / Mixed colors: Walnut Tobacco + Walnut Cinnamon

Materiale/material:

Gres porcellanato

Porcelain stoneware

Spessore/thickness: 9,5mm - 12mm - 20mm

PR()TECT

SUPERFICIE ANTIBATTERICA
ANTIMICROBIAL SURFACE
with MICROBIO[®]

Lea Ceramiche


leaceramiche.com

BIO SELEC.



ASSEMBLING THE SYSTEM


1 SILENT SOUNDPROOFING MAT



Unroll and extend the base mat

After verifying that the subfloor is clean and level, proceed with laying the SILENT soundproofing mat on the entire floor area.

2 SLIMTECH plus



Lay the Slimtech slabs

Then lay the SLIMTECH slabs, chosen among the colours available in the **5plus** and **6plus** versions, directly on the mat without the use of adhesives.

3 FILLER FINISHING SEALANT



Seal the grout lines

After having laid SLIMTECH on the floor, it is necessary to seal the spaces between the slabs with FILLER. Once dry, this sealant guarantees a perfect walkable and waterproof surface.

SLIMTECH EASY OFFERS TWO EXCLUSIVE SOLUTIONS FOR GROUT LINE FINISHES

FILLER FAST



Easy and quick to apply for a pedestrian floor in just a few hours. Its matte finish makes it perfect for modern surfaces.

FILLER ARDEX SC MATT



Easy and quick to apply for a pedestrian floor in just a few hours. The remarkable textured look makes it ideal for high-end surfaces.



SLIMTECH
EASY FLOATING FLOOR SYSTEM

WHAT IS IT

SLIMTECH EASY is the first dry laying installation system without adhesives certified and patented with Slimtech Plus. It is installed without mortar and, thanks to the exclusive use of fibreglass-reinforced Slimtech slabs, it is more durable than any other traditional laying system.

With a thickness of only 7 mm, this system is used for the installation of a new kind of highly durable porcelain stoneware flooring that is perfect for interior RESIDENTIAL or LIGHT COMMERCIAL use. It is possible to renovate without demolishing as it can be laid on pre-existing floors.

SLIMTECH EASY is unique, because it uses a high-performance product: laminated porcelain stoneware Slimtech Plus slabs, exactly as they are when they exit the production line. This means no subsequent processing and the guarantee of a quality manufacturing process tested by Lea Ceramiche in over 15 years of experience and with millions of square meters sold worldwide.

Lea Ceramiche guarantees for 10 years the resistance to wear of Slimtech ceramic slabs, the integrity of the Silent matting, and the functional characteristics of the Filler sealant, if installed in interior environments for residential or light commercial use.




PRIMARY INTENDED USE



Homes



Light Commercial Spaces



Trade Show Stands



Temporary Shops

WHO IS IT FOR

Retailers of ceramic materials

To create new sales opportunities with both business to business clients and end-users.

Installers

To have access to a new high-quality solution when it is necessary to work quickly, using a product with high aesthetic value. SLIMTECH EASY is the perfect system with which to preserve, if necessary, the underlying floor.


Designers

To offer clients a high quality solution when they need a job done quickly, using a range that provides the utmost aesthetic value. SLIMTECH EASY is the perfect system for preserving, when necessary, the old underlying floor.

End-user

To have a new and highly attractive floor in very little time, without the inconvenience of demolishing the old floor, thus significantly reducing the costs of installation and without having to raise the doors. This solution also significantly reduces impact and footfall noise towards the lower floor.

AN OUTSTANDING SOLUTION



Superior durability The secret of SLIMTECH EASY is SLIMTECH PLUS.

Because only with Slimtech Plus does the system guarantee the utmost reliability. Tests conducted on flooring created with the SLIMTECH EASY system have shown that the combination of the SILENT mat and the compactness of SLIMTECH combined to its fibreglass reinforcement provide a degree of durability that is superior to the standards offered by ordinary flooring with adhered ceramic tiles. All of this is further enhanced by the exclusive benefit of a drastic reduction in footfall noise.

ITS EXCLUSIVE BENEFITS



Stable

The fibreglass mesh on the reverse side of Slimtech Plus slabs combined with the use of the SILENT mat and the FILLER sealant ensure the utmost resistance and stability to the floor.



Easy

SLIMTECH EASY uses a new laying method for ceramic tiles which is a consolidated system that is already commonly used for other laminated products.



Waterproof

With the combined use of Slimtech Plus slabs and FILLER sealant, the floor is guaranteed to be entirely waterproof.



Lightweight

With a weight of only 13 kg/m² one can have a new porcelain stoneware floor without weighing down the existing structure.



Practical

Makes it possible to create an overlying ceramic surface without demolishing the old floor.



Affordable

Provides significant savings as compared to a standard renovation.



Fast

It is straightforward and quick to install.



Silent


It is soundproof: thanks to the combined action of the SILENT mat and Slimtech.

It reduces footfall noise to the lower floor by approximately 16 times more than ordinary adhered ceramic tile floors.



Certified

Compliant with the strict American standard for flooring ASTM C627 (ROBINSON TEST).



More Attractive

Makes it possible to create a floor without expansion joints.



Environmentally Sustainable

Makes it possible to periodically replace the materials and reuse them in other environments.

SUPERIOR QUALITY THIN CERAMIC SLABS

Large-sized laminated porcelain stoneware reinforced with fibreglass:

a light, resistant and versatile product for new design perspectives in the world of architecture and housing.

Highest standards in quality and performance

Thanks to the use of the best raw materials

Highly compact and elastic slabs

Thanks to a unique pressing process

Excellent aesthetic look of the products

Thanks to exclusive surface processing technologies

Extraordinary added resistance

Thanks to the reinforcing fibreglass mesh

Highly eco-friendly

Less raw materials used, lower water and energy consumption and lower CO₂ emissions CO₂



L2.

outdoor porcelain stoneware / 20mm



LEA
CERAMICHE


Index.

02 _ 05	01. The Company.
06 _ 09	02. Our Group.
10 _ 13	03. L2.
14 _ 15	Laying solution
16 _ 17	Applications & Solutions
18 _ 21	04. Color Range.
22 _ 35	05. The Collections.
24 _ 25	Anthology
26 _ 27	Bio Select
28 _ 29	Cliffstone
30 _ 31	Concreto
32 _ 33	Nextone
34 _ 35	Waterfall
36 _ 42	06. Technical Info.

01.

The Company.

When Creativity meets Performance.



visionary design

Lea Ceramiche è la perfetta sintesi di design visionario e performance tecnologica, partner della creatività ovunque nel mondo per ogni tipo di progetto architettonico che ricerchi distinzione attraverso uno stile unico e riconoscibile.

Lea Ceramiche is the perfect combination of visionary design and technological performance, a creative partner anywhere in the world for any type of architectural project requiring distinction through unique, recognizable style.

innovation for top architecture

L'innovazione nel design, l'assoluta affidabilità delle prestazioni tecniche e la capacità di osare e guardare sempre avanti hanno reso Lea Ceramiche una protagonista indiscussa dell'architettura internazionale.

Innovative design, absolute reliability of technical performance, and the capacity to dare and focus on the future have made Lea Ceramiche an undisputed key player in international architecture.

inspiring designers

Essere visionari significa collaborare con i protagonisti del design internazionale per coglierne le esigenze, interpretarle al meglio e restituire nuova ispirazione.

Being visionary means working with leading figures in international design to understand their needs, interpret them in the best possible manner, and provide them with new inspiration.

industrial expertise for technical perfection

Dal concept di design allo sviluppo produttivo delle collezioni, la ricerca della perfezione in Lea Ceramiche si esprime nel segno della massima competenza tecnica.

From design concept to production development, the search for perfection by Lea Ceramiche is reflected in the company's high level of technical competence.

02.

Our Group.

PANARIAGROUP. NEL TEMPO E NEL MONDO, L'ECCELENZA CERAMICA.

Eccellere, nel mondo della ceramica di alta qualità, significa saper generare sempre prodotti a elevata componente tecnologica e impreziosirli con la massima attenzione estetica, con la cura di ogni dettaglio.

Per soddisfare al meglio i gusti della fascia più elevata ed esigente del mercato, Panariagroup adotta da sempre la formula dell'eccellenza, unendo storica sapienza artigianale e attitudine all'avanguardia tecnologica. Con un impegno fondamentale ad agire e operare sempre con responsabilità.

Con oltre 40 anni di esperienza, Panariagroup è oggi una realtà internazionale con un cuore fortemente italiano, presente con 8 brand in oltre 130 paesi nel mondo grazie a una vasta e capillare rete commerciale.

THROUGHOUT TIME AND AROUND THE WORLD, CERAMIC EXCELLENCE.

To excel in the world of high quality ceramics means knowing how to continuously create highly technological products and how to enhance them through the utmost attention to aesthetics and detail. Panariagroup has always adhered to the highest standards of excellence,

combining its history of skilful artisan craftsmanship with cutting edge technology. This approach is intrinsically linked to a fundamental commitment to always act and operate responsibly. With over 40 years of experience, Panariagroup is an international company with a strong Italian soul and an extensive

sales network with 8 brands in over 130 countries all over the world.

CERAMICHE PER LA QUALITÀ DELLA VITA.

Bellezza, Innovazione, Sostenibilità.

Panariagroup è leader mondiale nei pavimenti e rivestimenti di alta qualità. Con processi produttivi che rispettano l'ambiente e prodotti pensati per un nuovo modo di concepire l'architettura e l'abitare.

CERAMICS FOR THE QUALITY OF YOUR LIFE.

Beauty, Innovation, Sustainability.

Panariagroup is a world leader in high quality ceramic surfaces for floor and wall coverings. Its production processes respect the environment and its products are designed for a new way of conceiving architecture and living.

PANARIAgroup®

www.panariagroup.it

Lea Ceramiche



Panaria
ceramica

COTTOD'ESTE
Nuove Superfici

MARGRES
CERAMIC TILES

Bellissimo
STILE ITALIANO

floridatile

LEA
CERAMICHE

Blustyle
Nuove Superfici

LOVE
CERAMIC TILES

MAXA
CERAMIC SLABS

03.

L2.



GRES PORCELLANATO 20MM PER OUTDOOR.

Garantisce infinite soluzioni applicative senza il rischio di rotture ed è ideale per la continuità estetica tra gli ambienti interni e quelli esterni.

Resistente al gelo e agli sbalzi termici, presenta elevate caratteristiche antiscivolo, preserva la materia e il colore inalterati nel tempo ed è facile da pulire.

20 MM THICK PORCELAIN STONEWARE FOR OUTDOORS.

It guarantees infinite application solutions without the risk of cracks and is ideal for ensuring aesthetic continuity between indoor and outdoor spaces.

Resistant to freezing and changes in temperature, it has notable non-slip properties, maintains the material and the colours intact over time, and is easy to clean.

VANTAGGI / PLUS.

- | | |
|--|---|
| <p>EN</p> <ol style="list-style-type: none"> 1 Altissima resistenza ai carichi di rottura. 2 Elevata resistenza meccanica. 3 Elevata resistenza allo scivolamento. 4 Resistente al gelo. 5 Resistente al fuoco. 6 Resistente agli sbalzi termici, agli agenti atmosferici, agli acidi, alle muffe e al sale. 7 Eccezionale resistenza alle macchie. 8 Carrabile quando incollato su massetto. 9 Facile da installare, rimuovere e riutilizzare. 10 Facile da pulire. 11 Eterno: materia e colori stabili nel tempo. 12 Ecologico: creato nel rispetto e per la salvaguardia dell'ambiente. 13 Abbinabile ai prodotti da interno per un perfetto coordinamento estetico senza interruzioni. | <p>EN</p> <ol style="list-style-type: none"> 1 Highly resistant to heavy loads. 2 Superior mechanical strength. 3 High slip resistance. 4 Frost-resistant. 5 Fire resistant. 6 Resistant to thermal shock, atmospheric agents, acids, mould and salt. 7 Exceptional resistance to stains. 8 Resistant to vehicular passage when applied to a screed with adhesives. 9 Easy to install, remove and reuse. 10 Easy to clean. 11 Eternal: the product and its colours are stable over time. 12 Eco-friendly: manufactured in a way which respects and sustains the environment. 13 Can be combined with products for interior spaces seamlessly and without interruptions. |
|--|---|

Formati / sizes / formats / Formate (cm)



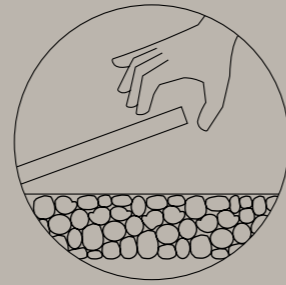
Laying solutions.



Posa su erba/
Dry laying on grass

La posa a secco su erba si applica principalmente su vialetti, camminamenti residenziali e pubblici quali ad esempio parchi, giardini, spazi dedicati alla socialità e al relax, sempre contraddistinti da zone verdi circostanti. La possibilità di determinare la fuga, consente di integrarsi più facilmente con la natura confinante e con l'impronta architettonica ed estetica del contesto.

The solution of dry laying on grass is mainly used on walkways, residential and public paths such as in parks, gardens, social and leisure areas, always located in green areas. The possibility of calculating the joint means that it is easier to integrate with the surrounding nature and the architectural and aesthetic setting.



Posa su ghiaia/
Laying on gravel

La posa su ghiaia, a secco o con malta, consente di valorizzare patii, cortili e giardini, in generale spazi esterni privati o passaggi pedonali di aree ad uso commerciale o dedicate al relax. Mantiene inalterato il drenaggio del terreno attraverso la fuga, consentendo il deflusso delle acque in falda.

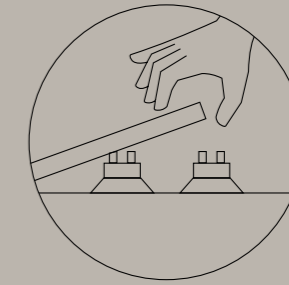
Installation on gravel, dry or with adhesive, makes it possible to enhance patios, courtyards, and gardens, private external spaces in general, or pedestrian passageways in commercial or recreational areas. Its grout lines maintain the drainage of the terrain, permitting the outflow of water into an aquifer.



Posa su massetto con colla/
Laying on screed with adhesive

La posa tradizionale su massetto con colla si applica principalmente su aree esterne carrabili, quali zone di accesso ai garage, parcheggi auto sia di tipo residenziale che di spazi industriali e commerciali. Permette l'uniformità delle superfici tra le aree pedonali e quelle carrabili.

Traditional laying on screed with adhesive is mainly used in outdoor paved areas for vehicles and pedestrians, such as access areas to garages, car parks both in residential and industrial/commercial areas. It enables uniform surfaces between pedestrian and road surfaces.



Posa sopraelevata/
Outdoor laying on raised flooring

La posa da esterno per pavimenti sopraelevati utilizza i tradizionali sistemi per pavimenti flottanti. Grazie ai supporti fissi e regolabili risolve problemi di dislivello del terreno, è isolante e drenante, nasconde cavi e tubature essendo le lastre facilmente rimovibili.

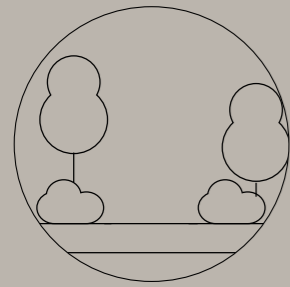
Outdoor laying on raised flooring uses the traditional systems for elevated floors. Thanks to the fixed and adjustable supports, this material solves the problem of uneven terrain, while ensuring insulation and drainage, and can be used to conceal cables and pipelines, as the slabs are easily removed when required.

Per la facilità di installazione a secco (su erba, sabbia o ghiaia e su supporti regolabili o autolivellanti), il gres porcellanato L2 di Lea Ceramiche è la soluzione più versatile per pavimentazioni esterne di spazi residenziali, industriali e pubblici.

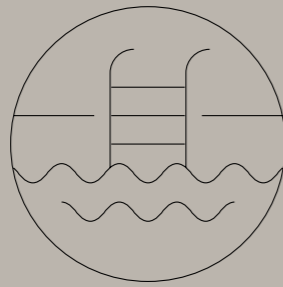
For easy dry installation (on grass, sand or gravel, and on adjustable or self-levelling supports), Lea Ceramiche's L2 porcelain stoneware is the most versatile solution for external flooring of residential, industrial, or public spaces.



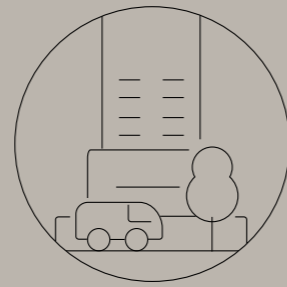
Applications & Solutions.



1
Vialezzi
e camminamenti/
Driveways
and pathways




2
Piscine e zone adiacenti/
Pools and surrounding
areas



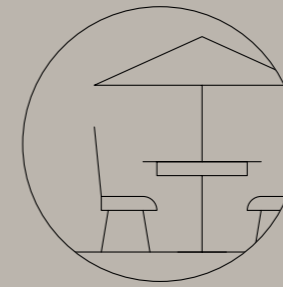
3
Arredo urbano/
Street furniture



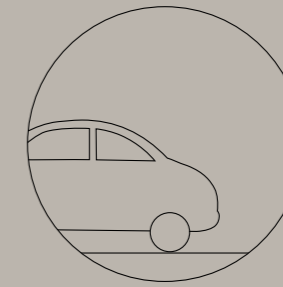
4
Zone industriali
ad alto traffico/
High-traffic
industrial areas



5
Parchi pubblici, giardini/
Public parks, gardens



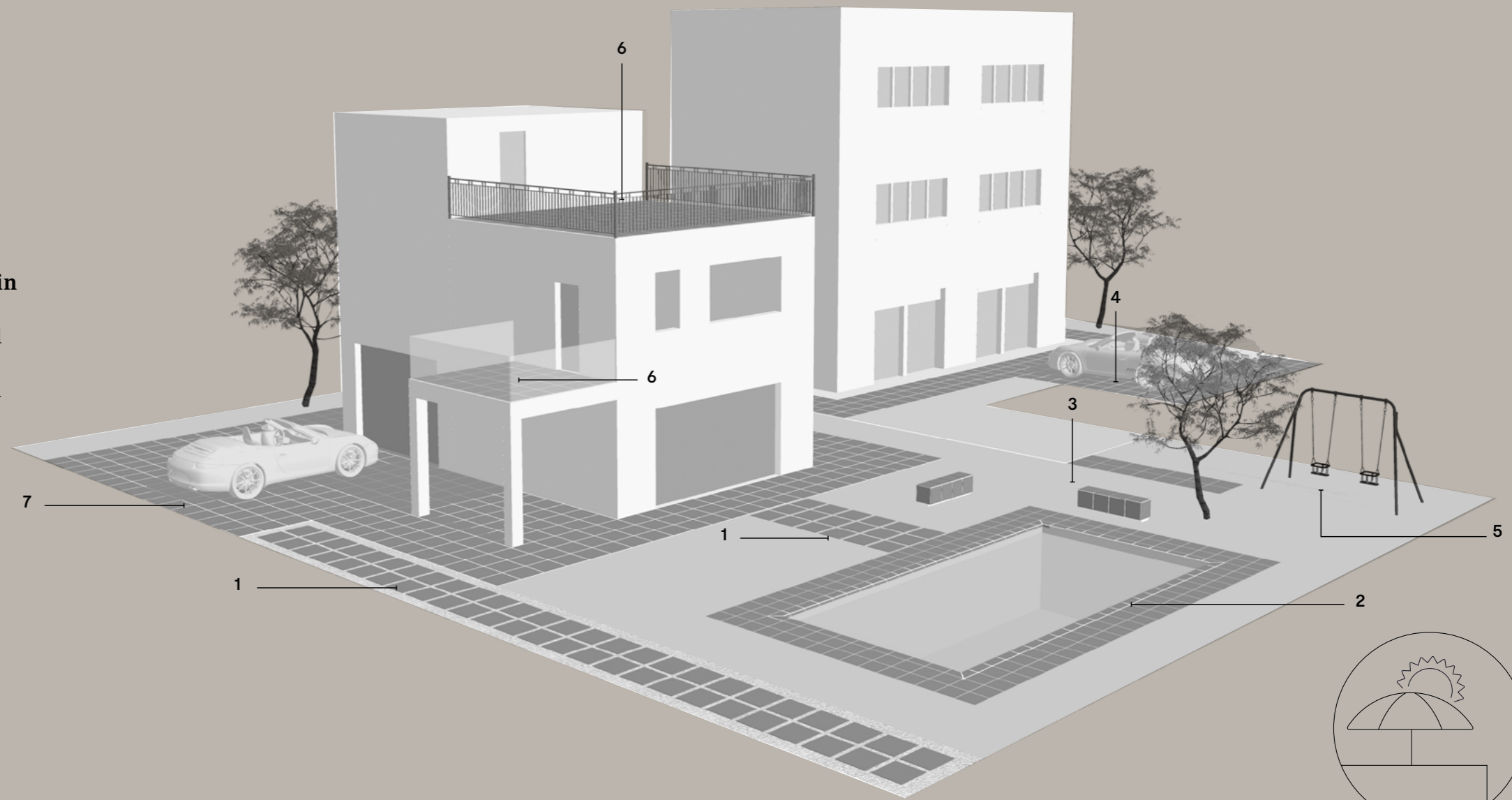
6
Terrazze e balconi/
Terraces and
balconies



7
Parcheggi
e aree carrabili/
Parking lots and areas
which are subjected to
vehicular passage


Terrazzi, vialetti, piscine ricoperti da L2 capaci di vibrare con l'atmosfera dello spazio circostante e con la natura. Pavimenti interni che dialogano con le superfici esterne senza interruzione. Aree urbane, parchi pubblici e giardini, stabilimenti balneari che diventano con L2 inaspettati segni panoramici.

Terraces, pathways, and covered pools clad in L2, capable of vibrating with the atmosphere of the surrounding space and with nature. Internal flooring that seamlessly communicates with external surfaces. Urban areas, public parks and gardens, and swimming facilities that, with L2, become unexpectedly scenic locations.



ESTERNI
OUTDOOR

I prodotti presentati in questo catalogo sono indicati prevalentemente per ambienti esterni nei quali è richiesta una pavimentazione con prestazioni antiscivolo.
The products featured in this catalogue are mainly suggested for external areas that require flooring with anti slip characteristics.




Stabilimenti balneari/
Beach resorts

04.

Color Range.

Stone



Cement & Resin



Wood



05.

The Collections.

Anthology.



05 Dark L2 60x120 Rough

01 White L2



02 Desert L2



03 Earth L2



04 Gray L2



05 Dark L2



Anthology.

Formati / Sizes ^{LR^T}

60x120

Finiture / Finishes

Rough



esterno
outdoor

Materiale/material:
Gres tutta massa UGL
Full-body porcelain
Spessore/thickness: 20 mm

Bio Select.



Oak Natural L2 30x120 grip

Oak Natural L2



Oak Cloves L2



Bio Select.

Formati / Sizes ^{LR^T}

30x120

Finiture / Finishes

Grip



esterno
outdoor


Materiale/material:
Gres tutta massa UGL
Full-body porcelain
Spessore/thickness: 20 mm

Cliffstone.



Beige Madeira L2 60x60 grip

White Dover L2




Beige Madeira L2



Taupe Moher L2



Grey Tenerife L2



Cliffstone.

Formati / Sizes ^{LRT}

60x60

Finiture / Finishes

Grip



esterno
outdoor


Materiale/material:
Gres tutta massa UGL
Full-body porcelain
Spessore/thickness: 20 mm

Concreto.




Concreto Medium L2 90x90 grip

Concreto Extra Light



Concreto Light



Concreto Medium



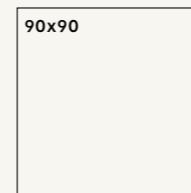
Concreto Dark



Concreto.

Formati / Sizes ^{LR^T}

90x90



Finiture / Finishes

Grip



esterno
outdoor

Materiale/material:
Gres tutta massa UGL
Full-body porcelain
Spessore/thickness: 20 mm

Nextone.



Next Taupe L2 60x120 grip
Next Dark L2 60x60 grip

Lea Ceramiche

Next White L2




Next Taupe L2



Next Gray L2



Next Dark L2



Nextone.

Formati / Sizes ^{LR^T}

60x60

60x120

Finiture / Finishes

Grip



esterno
outdoor

Materiale/material:
Gres tutta massa UGL
Full-body porcelain
Spessore/thickness: 20 mm

Waterfall.



Ivory Flow L2 45x90 grip

Lea Ceramiche


Ivory Flow L2



Silver Flow L2



Gray Flow L2

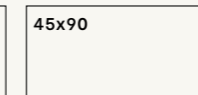
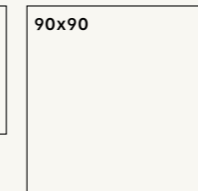



Dark Flow L2



Waterfall.

Formati / Sizes ^{LR^T}



Finiture / Finishes

Grip



esterno
outdoor

Materiale/material:
Gres tutta massa UGL
Full-body porcelain
Spessore/thickness: 20 mm

06.

Technical Info.

Pezzi Speciali / Trims

BIO LUMBER / BIO SELECT / CLIFFSTONE / NEXTONE / STONECLAY

Spessore/thickness: 20mm



griglia* 15x60cm / 6"x24" rett	costa toro* 30x60cm / 12"x24" rett	costa retta* 30x60cm / 12"x24" rett
griglia angolare sx* 15x60cm / 6"x24" rett	costa toro angolare sx* 30x60cm / 12"x24" rett	costa retta angolare sx* 30x60cm / 12"x24" rett
griglia angolare dx* 15x60cm / 6"x24" rett	costa toro angolare dx* 30x60cm / 12"x24" rett	costa retta angolare dx* 30x60cm / 12"x24" rett
	costa toro step* 30x60cm / 12"x24" rett	costa retta step* 30x60cm / 12"x24" rett
	costa toro con gocciolatoio* 30x60cm / 12"x24" rett	costa retta con gocciolatoio* 30x60cm / 12"x24" rett

CONCRETO / WATERFALL

griglia* 15x45cm / 6"x18" rett	costa toro* 30x90cm / 12"x36" rett	costa retta* 30x90cm / 12"x36" rett
griglia angolare sx* 15x45cm / 6"x18" rett	costa toro angolare sx* 30x90cm / 12"x36" rett	costa retta angolare sx* 30x90cm / 12"x36" rett
griglia angolare dx* 15x45cm / 6"x18" rett	costa toro angolare dx* 30x90cm / 12"x36" rett	costa retta angolare dx* 30x90cm / 12"x36" rett
	costa toro step* 30x90cm / 12"x36" rett	costa retta step* 30x90cm / 12"x36" rett

* Su richiesta. Per maggiori informazioni circa quantità minime e tempi di consegna rivolgersi all'ufficio commerciale.
Upon request. For more information about minimum quantities and delivery times please contact the sales department.

Imballi / Packing

Articolo	cm		inch		Scatola		Pallet		kg
	cm	inch	pz	mq	scat.	mq	kg		
Fondo (20mm)	90x90	36"x36"	1	0,81	37,3	30	24,3	1119,0	
Fondo (20mm)	60x120	24"x48"	1	0,72	32,5	32	23,0	1040,0	
Fondo (20mm)	30x120	12"x48"	2	0,72	33,3	32	23,0	1064,0	
Fondo (20mm)	45x90	18"x36"	2	0,81	36,2	24	19,4	869,5	
Fondo (20mm)	60x60	24"x24"	2	0,72	33,6	32	23,0	1075,2	
Costa toro	30x60	12"x24"	1	0,18	8,1	100	18,0	812,5	
Costa toro angolare	30x60	12"x24"	1	0,14	6,1	100	13,5	610,0	
Costa retta	30x60	12"x24"	1	0,18	8,1	100	18,0	812,5	
Costa retta angolare	30x60	12"x24"	1	0,14	6,1	100	13,5	610,0	
Costa toro step	30x60	12"x24"	1	0,18	8,1	100	18,0	812,5	
Costa retta step	30x60	12"x24"	1	0,18	8,1	100	18,0	812,5	
Costa toro con gocc.	30x60	12"x24"	1	0,18	8,1	100	18,0	812,5	
Costa retta con gocc.	30x60	12"x24"	1	0,18	8,1	100	18,0	812,5	
Griglia	15x60	6"x24"	2	0,18	8,0	100	18,0	800,0	
Griglia angolare	15x60	6"x24"	2	0,16	7,0	100	15,8	700,0	
Costa toro	30x90	12"x36"	1	0,27	12,2	32	8,6	390,4	
Costa toro angolare	30x90	12"x36"	1	0,23	10,2	32	7,2	326,4	
Costa retta	30x90	12"x36"	1	0,127	12,2	32	8,6	390,4	
Costa retta angolare	30x90	12"x36"	1	0,23	10,2	32	7,2	326,4	
Costa toro step	30x90	12"x36"	1	0,27	12,2	32	8,6	390,4	
Costa retta step	30x90	12"x36"	1	0,27	12,2	32	8,6	390,4	
Griglia	15x45	6"x18"	4	0,27	10	48	13,0	480,0	
Griglia angolare	15x45	6"x18"	4	0,23	10	48	10,8	480,0	



Caratteristiche tecniche / Technical characteristics

Gres tutta massa UGL /
Full-body porcelain UGL

Conforme / According to: ISO 13006 G (Gruppo/Group Bla)
EN 14411 G (Gruppo/Group Bla)
ANSI A137.1 Porcelain tiles (P1 Class)

	Metodo di prova / Test method	Requisiti prescritti / Required values	Valori medi / Average values
Assorbimento d'acqua / Water absorption	ISO 10545-3 ASTM C373	≤ 0,5%	0,05%
Sforzo di rottura S / Breaking strength	ISO 10545-4 ASTM C1505	≥ 1300 N/mm ² ≥ 250 lbf	13600 N 2800 lbf
Resistenza a flessione / Modulus of rupture	ISO 10545-4	≥ 35 N/mm ²	50 N/mm ²
Classe requisiti meccanici*** / Mechanical classification	EN 1339-F	Requisito non previsto	T11 - U11
Resistenza all'abrasione profonda / Resistance to deep abrasion	ISO 10545-6 ASTM C1243	≤ 175 mm ³	145 mm ³
Dilatazione termica lineare / Linear thermal expansion	ISO 10545-8 ASTM C372	Requisito non previsto No provision	$\alpha \leq 7 \times 10^{-6} \text{ } ^\circ\text{C}^{-1}$ $\alpha \leq 4.4 \times 10^{-6} \text{ } ^\circ\text{F}^{-1} / \alpha \leq 8 \times 10^{-6} \text{ } ^\circ\text{C}^{-1}$
Resistenza alle macchie / Stain resistance	ISO 10545-14 ASTM C1378	Classe/Class 3 Min. As indicated by manufacturer	5 Resistente/Resistant A Resistant
Resistenza all'attacco chimico* / Chemical resistance	ISO 10545-13 ASTM C650	Come indicato dal produttore / As indicated by manufacturer As indicated by manufacturer	LA—HA Resistente/Resistant A Resistant
Resistenza al gelo / Frost resistance	ISO 10545-12 ASTM C1026	Nessuna alterazione/No alteration As indicated by manufacturer	Resistente/Resistant Resistant
Resistenza allo scivolamento / Slip resistance	DIN 51130 DIN 51097 BCR-TORTUS ANSI A326.3 AS/NZS 4586 BS 7976-2	— — — — — —	R11 (A+B+C) $\mu > 0,40$ DCOF ≥ 0.42 P4 PTV 36+Wet (SI. 96 - SI. 55)
Reazione al fuoco / Fire reaction	EN 13823 EN 9239-1	CPR (UE) 305/2011, 2000/147/CE, UNI EN 13501-1	Classe / Class A1 (wall) Classe / Class A1 _{fl} (floor)
Flame spread	ASTM E84	—	Class A
Conducibilità termica / Thermal conductivity	EN 12524	—	$\lambda = 1,3 \text{ W/m}^\circ \text{ K} / 0.7 \text{ BTU/ft h}^\circ \text{ F}$
Fuga minima consigliata (**) Recommended minimum joint (**)	OUTDOOR	—	5-6mm circa/ approx.
Stonalizzazione / Shade variation	ANSI A137.1	Come indicato dal produttore / As indicated by manufacturer	V2 Cliffstone V3 Concreto - Nextone - Stoneclay - Waterfall - Anthology V4 Anthology 02 Desert L2, 03 Earth L2, 04 Dark L2
V1 Aspetto uniforme / Uniform appearance	V2 Variazioni minime / Slight variation	V3 Variazioni moderate / Moderate variation	V4 Variazioni sostanziali / Substantial variation


(*) ad esclusione dell'acido fluoridrico e derivati / excluding hydrofluoric acid and its derivatives

(**) salvo diversa indicazione dei Codici di Posa Nazionali. La larghezza delle fughe deve comunque essere decisa dalla Direzione Lavori
the width of grout joints must be established by the installation supervisor, unless grout widths are regulated by national laying standards

(***) Classe T11-U11 per formati quadrati / Class T11-U11 only for square formats

leaceramiche.com

Cliffstone.



LEA

CERAMICHE

P R () T E C T[®]
ANTIBATTERICO - ANTIMICROBIAL

Questa collezione è realizzata
con l'esclusiva tecnologia antibatterica Protect[®].

This collection is made with the exclusive
antimicrobial Protect[®] technology.

with **MICROBAN[®]**

P R () T E C T ®

PER UN ABITARE SANO, SICURO E PROTETTO.

Pavimenti e rivestimenti antibatterici
ad altissime performance.

TO LIVE HEALTHILY, SAFE AND SECURE.

Antimicrobial floor and wall coverings with the
highest performance.



1. Azione potente.
Elimina i batteri e
ne impedisce la
proliferazione.

1. Powerful action.
Eliminates microbes
and prevents their
reproduction.



2. Protezione continua.
Sempre attivo, 24 ore
su 24, con e senza luce
solare.

**2. Continuous
protection.**
Always active, 24 hours
a day, with and without
sunlight.



3. Efficacia eterna.
Grazie alla tecnologia
integrata in modo
permanente nel prodotto.

3. Eternal effectiveness.
Thanks to the technology
permanently integrated
into the product.

with MICROBAN®



Cliffstone.

LEA
CERAMICHE

01.

Materia
rinnovata.

Rediscovered
material.



Introduction.

Cliffstone: finiture, formati e colori diversi per molteplici soluzioni progettuali. L'essenza di ciascuna collezione non sta nel singolo modulo ma nel movimento che si viene a creare sulla superficie complessiva.

Cliffstone: different finishes, sizes and colors offer a wide range of solutions for projects. The essence of each collection is not in the single piece but in the movement created on the surface.



02.



Colori Gres / Stoneware Colors

- 01 Beige Madeira
- 02 Grey Tenerife
- 03 Taupe Moher
- 04 White Dover

Materiali / Materials
Gres porcellanato /
Porcelain stoneware
9,5mm

Finiture / Finishes

- Nat
- Lapp
- Grip

Formati / Sizes

- 60x120cm 24"x48"
- 60x60cm 24"x24"
- 30x60cm 12"x24"
- *90x90cm 36"x36"

*colori disponibili / available colors:
White Dover



Colori L2 / L2 Colors

- 01 Beige Madeira
- 02 Grey Tenerife
- 03 Taupe Moher
- 04 White Dover

Materiali / Materials
Gres spessorato L2 /
Extra thick porcelain
stoneware L2
20mm

Finitura / Finish

- Grip

Formato / Size

- 60x60cm 24"x24"





03.

The Collection.

03a.

White Dover.



White Dover 90x90 nat



White Dover 90x90 nat


03b.

Lastre effetto pietra che ripropongono le vene e le inclusioni del materiale lapideo. Venature differenti per ogni singolo pezzo, segni artificiali che si vanno a sovrapporre alla consistenza della materia.

Stone effect slabs that reproduce the veins and characteristics of stone. Different veining for each individual piece, artificial markings that overlay the consistency of the material.

Beige Madeira.

Beige Madeira 60x60 nat / 30x60 nat





Beige Madeira 60x60 nat / 30x60 nat

03c.

Taupe Moher 60x120 lapp / 60x60 lapp / 30x60 lapp





Taupe Moher 60x120 lapp / 60x60 lapp / 30x60 lapp



03f.

Cliffstone è l'interpretazione di una pietra rocciosa inesistente in natura ma reinventata con creatività da Lea Ceramiche.

As with the new Cliffstone collection, the interpretation of a rocky stone that does not exist in nature but has been reinvented creatively by Lea Ceramiche.

Grey Tenerife.





Grey Tenerife 60x60 nat





Beige Madeira L2 60x60 grip




WALL
Grey Tenerife 60x60 nat / 30x60 nat

FLOOR
Grey Tenerife 60x60 nat

Colori / Colors

White Dover



Taupe Moher



Beige Madeira



Grey Tenerife




Formati / Sizes ^{LR^T}




Gres porcellanato / Porcelain stoneware
Spessore/thickness: 9,5mm




P R () T E C T
ANTIBATTERICO - ANTIMICROBIAL




30x60cm
12"x24"
NAT / LAPP



60x60cm
24"x24"
NAT / LAPP / GRIP*




60x120cm
24"x48"
NAT / LAPP



**90x90cm
36"x36"
NAT / LAPP

** Colori disponibili / available colors
White Dover

*Spessore/thickness: 20mm



60x60cm
24"x24"
GRIP*

* Protezione antibatterica non presente.
No antimicrobial protection.

Finiture / Finishes

Nat



residenziale
residential



commerciale leggero
light commercial



commerciale intensivo
intensive commercial

Lapp



residenziale
residential



commerciale leggero
light commercial



commerciale intensivo
intensive commercial

Grip



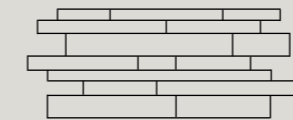
esterno
outdoor

Mosaici / Mosaics



Muretto


White Dover
Beige Madeira
Taupe Moher
Grey Tenerife



30x60 cm
12"x24"
LAPP






Mosaico 16

White Dover
Beige Madeira
Taupe Moher
Grey Tenerife





30x30 cm
12"x12"
LAPP

Fondi / Plain tiles


			White Dover	Beige Madeira	Taupe Moher	Grey Tenerife
60x120cm 24"x48"	 9,5mm	LAPP	LGXCLX3	LGXCLX0	LGXCLX2	LGXCLX1
		NAT	LGXCL31	LGXCL01	LGXCL21	LGXCL11
60x60cm 24"x24"	 9,5mm	LAPP	LGWCLX3	LGWCLX0	LGWCLX2	LGWCLX1
		NAT	LGWCL31	LGWCL01	LGWCL21	LGWCL11
		GRIP	LGWCL35	LGWCL05	LGWCL25	LGWCL15
30x60cm 12"x24"	 9,5mm	LAPP	LGVCLX3	LGVCLX0	LGVCLX2	LGVCLX1
		NAT	LGVCL30	LGVCL00	LGVCL20	LGVCL10
90x90cm 36"x36"	 9,5mm	LAPP	LG9CL35	-	-	-
		NAT	LG9CL31	-	-	-
60x60cm 24"x24"	 20mm	GRIP	LGWK287	LGWK281	LGWK285	LGWK283






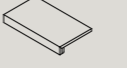

Mosaici / Mosaics

			White Dover	Beige Madeira	Taupe Moher	Grey Tenerife
Muretto	 30x60cm 12"x24"	LAPP	LGVCLM3	LGVCLM0	LGVCLM2	LGVCLM1
Mosaico 16	 30x30 cm 12"x12"	LAPP	LG9CLM3	LG9CLM0	LG9CLM2	LG9CLM1

Pezzi Speciali / Trims

Spessore/thickness: 9,5mm

 gres porcellanato

			White Dover	Beige Madeira	Taupe Moher	Grey Tenerife
Sezione gradino 4cm / 1 ^{9/16} "						
Battiscopa	 10x60cm 4"x24" rett	LAPP	LGBCLX3	LGBCLX0	LGBCLX2	LGBCLX1
		NAT	LGBCL30	LGBCL00	LGBCL20	LGBCL10
Gradino Plus	 35x120cm 13 ^{3/4} "x48" rett	LAPP	LG8CLX3	LG8CLX0	LG8CLX2	LG8CLX1
		NAT	LG8CL30	LG8CL00	LG8CL20	LG8CL10
Angolo dx Gradino Plus	 35x120cm 13 ^{3/4} "x48" rett	LAPP	LG8CLC6	LG8CLC0	LG8CLC4	LG8CLC2
		NAT	LG8CL31	LG8CL01	LG8CL21	LG8CL11
Angolo sx Gradino Plus	 35x120cm 13 ^{3/4} "x48" rett	LAPP	LG8CLC7	LG8CLC1	LG8CLC5	LG8CLC3
		NAT	LG8CL32	LG8CL02	LG8CL22	LG8CL12
Gradino Plus	 35x60cm 13 ^{3/4} "x24" rett	GRIP	LG2CL30	LG2CL00	LG2CL20	LG2CL10
Angolo Gradino Plus	 35x35cm 13 ^{3/4} "x13 ^{3/4} " rett	GRIP	LG2CL31	LG2CL01	LG2CL21	LG2CL11



LA CERAMICA. UNA SCELTA SICURA.

CERAMICS. A SAFE CHOICE.

Panariagroup. La ceramica nella sua forma migliore.

Ceramics at their best

La ceramica è un materiale dalle prestazioni uniche e straordinarie.
Ceramics offer unique and outstanding performance.

SICURA
SAFE

IGIENICA
HYGIENIC

DURA A LUNGO
LONG-LASTING

NON EMETTE SOSTANZE CHIMICHE NOCIVE
ZERO VOCs

NON BRUCIA
IT DOES NOT BURN

RESISTENTE
RESISTANT

VERSATILE
VERSATILE

STABILE
STABLE

RICICLABILE
RECYCLABLE

AMA L'AMBIENTE
ENVIRONMENT-FRIENDLY

Panariagroup si distingue con prodotti di qualità superiore.
Panariagroup stands out for its superior quality products.

PIÙ SALUBRI

Grazie all'integrazione della tecnologia antibatterica Protect.

HEALTHIER

Thanks to the integrated Protect antimicrobial technology.

PIÙ VERSATILI E ADATTI AD OGNI IMPIEGO

Grazie ad un'ampia disponibilità di tecnologie e componenti ad elevata performance che consentono di ottenere prodotti adatti a destinazioni d'uso differenti.

MORE VERSATILE AND SUITABLE FOR EVERY USE

Thanks to the wide availability of high-performance technologies and components that allow you to obtain products suitable for different uses.

PIÙ FACILI DA PULIRE

Grazie alle nostre esclusive tecniche di lavorazione delle superfici.

EASIER TO CLEAN

Thanks to our exclusive surface processing techniques.

PIÙ SOSTENIBILI

Grazie a un processo produttivo estremamente efficiente in termini di rispetto delle norme ambientali, del consumo di acqua, energia e materie prime.

MORE SUSTAINABLE

Thanks to a production process that is extremely efficient in terms of compliance with environmental standards and consumption of water, energy and raw materials.

Caratteristiche tecniche / Technical characteristics



Gres tutta massa UGL / Full-body porcelain UGL		Conforme / According to: ISO 13006 G (Gruppo/Group Bla) EN 14411 G (Gruppo/Group Bla) ANSI A137.1 Porcelain tiles (P1 Class)		
	Metodo di prova / Test method	Requisiti prescritti / Required values	Valori medi / Average values	
Assorbimento d'acqua / Water absorption	ISO 10545-3 ASTM C373	≤ 0,5%	0,05%	
Sforzo di rottura S / Breaking strength	ISO 10545-4 ASTM C1505	≥ 1300 N/mm ² ≥ 250 lbf	2200 N 9,5 mm / 500 lbf 13.600 N 20mm 500 LBF 9,5 MM 2.800 lbf 20mm	
Resistenza a flessione / Modulus of rupture	ISO 10545-4	≥ 35 N/mm ²	50 N/mm ²	
Resistenza all'abrasione profonda / Resistance to deep abrasion	ISO 10545-6 ASTM C1243	≤ 175 mm ³	145 mm ³	
Dilatazione termica lineare / Linear thermal expansion	ISO 10545-8 ASTM C372	Requisito non previsto/No provision	$\alpha \leq 7 \times 10^{-6} \text{ } ^\circ\text{C}^{-1}$ $\alpha \leq 4.4 \times 10^{-6} \text{ } ^\circ\text{F}^{-1} / \alpha \leq 8 \times 10^{-6} \text{ } ^\circ\text{C}^{-1}$	
Resistenza alle macchie / Stain resistance	ISO 10545-14 ASTM C1378	Classe/Class 3 Min. Come indicato dal produttore / As indicated by manufacturer	5 Resistente/Resistant Class A Resistente/Resistant	
Resistenza all'attacco chimico* / Chemical resistance	ISO 10545-13 ASTM C650	Come indicato dal produttore / As indicated by manufacturer	LA—HA Resistente/Resistant Class A Resistant	
Resistenza al gelo / Frost resistance	ISO 10545-12 ASTM C1026	Nessuna alterazione/No alteration Come indicato dal produttore / As indicated by manufacturer	Resistente/Resistant Resistant	
Resistenza allo scivolamento / Slip resistance	DIN 51130 DIN 51097 BCR-TORTUS ANSI A326.3 AS/NZS 4586 BS 7976-2	— — — — — —	R10 (Nat) - R11 (Grip 20mm) A+B (Nat) - A+B+C (Grip 20mm) $\mu > 0,40$ (Nat - Grip - 20mm) DCOF ≥ 0.42 P3 (Nat) / P4 (Grip - 20mm) PTV 36+wet (SI.96) (Nat) PTV 36+wet (SI.96-SI.55) (Grip - 20mm)	
Reazione al fuoco / Fire reaction	EN 13823 EN 9239-1	CPR (UE) 305/2011, 2000/147/CE, UNI EN 13501-1	Classe / Class A1 (wall) Classe / Class A1 ^{fl} (floor)	
Diffusione di fiamma / Flame spread	ASTM E84	No provision	Class A	
Robinson floor tester	ASTM C627	Come indicato dal produttore / As indicated by manufacturer	≥ 14 cycles Extra Heavy Commercial (over concrete)	
Conducibilità termica / Thermal conductivity	EN 12524	—	$\lambda = 1,3 \text{ W/m}^\circ \text{K}$ 0.7 BTU/ft h° F	
Fuga minima consigliata (**) recommended minimum joint (**)	INDOOR OUTDOOR	— —	2mm 5-6mm circa/	
Stonalizzazione / Shade variation	ANSI A137.1	Come indicato dal produttore / As indicated by manufacturer	V3 Variazioni moderate / Moderate variation	

(*) ad esclusione dell'acido fluoridrico e derivati / excluding hydrofluoric acid and its derivatives

(**) salvo diversa indicazione dei Codici di Posa Nazionali. La larghezza delle fughe deve comunque essere decisa dalla Direzione Lavori
the width of grout joints must be established by the installation supervisor, unless grout widths are regulated by national laying standards

Imballi / Packing



Articolo	Scatola			Pallet				
	cm	inch	pz.	mq	kg	scat.	mq	kg
Fondo	60x120	24"x48"	2	1,44	31,8	36	51,8	1.144,8
Fondo	90x90	36"x36"	2	1,62	33,6	25	40,5	840,0
Fondo	60x60	24"x24"	4	1,44	31,8	32	46,1	1.017,6
Fondo	30x60	12"x24"	8	1,44	31,8	32	46,1	1.017,6
Muretto	30x60	12"x24"	4	0,72	15,7	30	21,6	471,0
Mosaico 16	30x30	12"x12"	5	0,45	9,5	60	27,0	570,0
Battiscopa	10x60	4"x24"	12	7,2 m.l.	15,7	60	432 m.l.	942,0
Gradino plus	35x120	13 ^{3/4} "x48"	2	0,84	22,0	16	13,4	352,6
Angolo gradino plus	35x120	13 ^{3/4} "x48"	1	0,42	11,8	16	6,7	188,5
Gradino plus	35x60	13 ^{3/4} "x24"	4	0,84	20,1	16	13,4	322,2
Angolo gradino plus	35x35	13 ^{3/4} "x 13 ^{3/4} "	2	0,25	6,4	36	8,8	229,1
Fondo (20mm)	60x60	24"x24"	2	0,72	33,6	32	23,0	1.075,2

Certificazioni / Certifications



*MARCHIO CE Le DOP sono disponibili sul sito internet/DOP are available on the website leaceramiche.com

**LEED Le Ceramiche, è membro di GBC Italia, organizzazione che promuove sul territorio italiano la realizzazione di edifici nel rispetto dell'ambiente, della salute e del benessere delle persone che ci vivono e lavorano./Lea Ceramiche is a member of the U.S. Green Building Council: this is an organization that promotes buildings that are environmentally responsible, profitable and healthy places to live and work.

***EPD I prodotti Lea Ceramiche possiedono Dichiarazione Ambientale di Prodotto (EPD) specifica di tipo III, certificata da ente terzo indipendente secondo le normative ISO EN 14025 e EN 15804. Disponibile su richiesta.
Lea Ceramiche products have a type III specific Environmental Product Declaration (EPD). This is certified by an independent third party according to ISO EN 14025 and EN 15804 standards. Available on request.

Caratteristiche tecniche / Technical characteristics



Gres tutta massa UGL / Full-body porcelain UGL		Conforme / According to: ISO 13006 G (Gruppo/Group Bla) EN 14411 G (Gruppo/Group Bla) ANSI A137.1 Porcelain tiles (P1 Class)	
	Metodo di prova / Test method	Requisiti prescritti / Required values	Valori medi / Average values
Assorbimento d'acqua / Water absorption	ISO 10545-3 ASTM C373	≤ 0,5%	0,05%
Sforzo di rottura S / Breaking strength	ISO 10545-4 ASTM C1505	≥ 1300 N/mm ² ≥ 250 lbf	2200 N 9,5 mm / 500 lbf 13.600 N 20mm 500 LBF 9,5 MM 2.800 lbf 20mm
Resistenza a flessione / Modulus of rupture	ISO 10545-4	≥ 35 N/mm ²	50 N/mm ²
Resistenza all'abrasione profonda / Resistance to deep abrasion	ISO 10545-6 ASTM C1243	≤ 175 mm ³	145 mm ³
Dilatazione termica lineare / Linear thermal expansion	ISO 10545-8	Requisito non previsto/No provision	$\alpha \leq 7 \times 10^{-6} \text{ }^\circ\text{C}^{-1}$
	ASTM C372	Requisito non previsto/No provision	$\alpha \leq 4.4 \times 10^{-6} \text{ }^\circ\text{F}^{-1} / \alpha \leq 8 \times 10^{-6} \text{ }^\circ\text{C}^{-1}$
Resistenza alle macchie / Stain resistance	ISO 10545-14	Classe/Class 3 Min.	5 Resistente/Resistant
	ASTM C1378	Come indicato dal produttore / As indicated by manufacturer	Class A Resistente/Resistant
Resistenza all'attacco chimico* / Chemical resistance	ISO 10545-13	Come indicato dal produttore / As indicated by manufacturer	LA—HA Resistente/Resistant
	ASTM C650	Come indicato dal produttore / As indicated by manufacturer	Class A Resistant
Resistenza al gelo / Frost resistance	ISO 10545-12	Nessuna alterazione/No alteration	Resistente/Resistant
	ASTM C1026	Come indicato dal produttore / As indicated by manufacturer	Resistant
Resistenza allo scivolamento / Slip resistance	DIN 51130	—	R10 (Nat) - R11 (Grip 20mm)
	DIN 51097	—	A+B (Nat) - A+B+C (Grip 20mm)
	BCR-TORTUS	—	$\mu > 0,40$ (Nat - Grip - 20mm)
	ANSI A326.3	—	DCOF ≥ 0.42
	AS/NZS 4586	—	P3 (Nat) / P4 (Grip - 20mm)
Reazione al fuoco / Fire reaction	EN 13823	CPR (UE) 305/2011, 2000/147/CE,	Classe / Class A1 (wall)
	EN 9239-1	UNI EN 13501-1	Classe / Class A1 ^{fl} (floor)
	EN 13745	—	—
Diffusione di fiamma / Flame spread	ASTM E84	No provision	Class A
Robinson floor tester	ASTM C627	Come indicato dal produttore / As indicated by manufacturer	≥ 14 cycles Extra Heavy Commercial (over concrete)
Conducibilità termica / Thermal conductivity	EN 12524	—	$\lambda = 1,3 \text{ W/m}^\circ \text{K}$ 0.7 BTU/ft h° F
Fuga minima consigliata (**) recommended minimum joint (**)	INDOOR	—	2mm
	OUTDOOR	—	5-6mm circa/
Stonalizzazione / Shade variation	ANSI A137.1	Come indicato dal produttore / As indicated by manufacturer	V3 Variazioni moderate / Moderate variation

(*) ad esclusione dell'acido fluoridrico e derivati / excluding hydrofluoric acid and its derivatives

(**) salvo diversa indicazione dei Codici di Posa Nazionali. La larghezza delle fughe deve comunque essere decisa dalla Direzione Lavori
the width of grout joints must be established by the installation supervisor, unless grout widths are regulated by national laying standards

Imballi / Packing



Articolo	Scatola			Pallet				
	cm	inch	pz.	mq	kg	scat.	mq	kg
Fondo	60x120	24"x48"	2	1,44	31,8	36	51,8	1.144,8
Fondo	90x90	36"x36"	2	1,62	33,6	25	40,5	840,0
Fondo	60x60	24"x24"	4	1,44	31,8	32	46,1	1.017,6
Fondo	30x60	12"x24"	8	1,44	31,8	32	46,1	1.017,6
Muretto	30x60	12"x24"	4	0,72	15,7	30	21,6	471,0
Mosaico 16	30x30	12"x12"	5	0,45	9,5	60	27,0	570,0
Battiscopa	10x60	4"x24"	12	7,2 m.l.	15,7	60	432 m.l.	942,0
Gradino plus	35x120	13 ^{3/4} "x48"	2	0,84	22,0	16	13,4	352,6
Angolo gradino plus	35x120	13 ^{3/4} "x48"	1	0,42	11,8	16	6,7	188,5
Gradino plus	35x60	13 ^{3/4} "x24"	4	0,84	20,1	16	13,4	322,2
Angolo gradino plus	35x35	13 ^{3/4} "x 13 ^{3/4} "	2	0,25	6,4	36	8,8	229,1
Fondo (20mm)	60x60	24"x24"	2	0,72	33,6	32	23,0	1.075,2

Certificazioni / Certifications



*MARCHIO CE Le DOP sono disponibili sul sito internet/DOP are available on the website leaceramiche.com

**LEED Lea Ceramiche, è membro di GBC Italia, organizzazione che promuove sul territorio italiano la realizzazione di edifici nel rispetto dell'ambiente, della salute e del benessere delle persone che ci vivono e lavorano./Lea Ceramiche is a member of the U.S. Green Building Council: this is an organization that promotes buildings that are environmentally responsible, profitable and healthy places to live and work.

***EPD I prodotti Lea Ceramiche possiedono Dichiarazione Ambientale di Prodotto (EPD) specifica di tipo III, certificata da ente terzo indipendente secondo le normative ISO EN 14025 e EN 15804. Disponibile su richiesta.
Lea Ceramiche products have a type III specific Environmental Product Declaration (EPD). This is certified by an independent third party according to ISO EN 14025 and EN 15804 standards. Available on request.

Impieghi grès porcellanato / Uses



Alberghi
Hotels



Locali pubblici
Public spaces



Abitazioni
Housing



Aeroporti
Airports



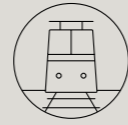
Bar - Ristoranti
Bar - Restaurants



Centri commerciali
Malls



Negozi
Shops



Stazioni
Train stations

Impieghi L2 / Uses



Vialetti
Walkways



Parcheggi
Parking areas



Parchi pubblici - giardini
Public parks - gardens



Terrazze
Terraces



Camminamenti piscine
Pool decks



Zone industriali
Industrial areas



Stabilimenti balneari
Beach resorts



Aree urbane
Urban areas

Colophon / Company info

LEA CERAMICHE
Via Comeazzo, 21
41042 Fiorano Modenese
Modena Italy

Concept and art direction:
Group Marketing &
Communications –
Panariagroup

T +39 0536 837811
E info@leaceramiche.it
leaceramiche.com

Panariagroup
Industrie Ceramiche S.p.A.

MILANO
Showroom Lea Ceramiche
Via Durini, 3
20122 Milano
T +39 02 76011406
E showroom_milano@leaceramiche.it

PARIGI
Lab Lea Ceramiche
Rue Therese, 20 -
Rue des Moulins, 1
1^{ere} Arrondissement
(Métro Pyramides)
75001 Paris
T +33 648116844

USA
Lea North America, LLC
800 Clanton Road, Suite N
Charlotte, NC 28217
T +1 704 522 6300
E info@leausa.us
www.leausa.us

Cliffstone overview



Colori / Colors

White
Dover

Beige
Madeira

Taupe
Moher

Grey
Tenerife



Formati / Sizes ^{LRT}

Fondi/Plain Tiles



30x60cm
12"x24"
LAPP/
NAT



60x60cm
24"x24"
LAPP/
NAT/
GRIP



60x120cm
24"x48"
LAPP/
NAT



90x90cm*
36"x36"
LAPP/
NAT

*colori disponibili / available colors
White Dover

Fondi/Plain Tiles

L2 20mm



60x60cm
24"x24"
GRIP**

** Protezione antibatterica non presente
No antimicrobial protection

Mosaici/Mosaics

Muretto

Mosaico 16



30x60 cm
12"x24"
LAPP



30x30 cm
12"x12"
LAPP



Gres porcellanato
Porcelain stoneware
Spessore/thickness: 9,5mm



Gres porcellanato spessorato
Extra thick porcelain stoneware
Spessore/thickness: 20mm

PROTECT

SUPERFICIE ANTIBATTERICA
ANTIMICROBIAL SURFACE

with MICROBAN®

leaceramiche.com



Delight.



LEA
CERAMICHE

Delight.

LEA
CERAMICHE



01.

Intenso, potente,
prezioso.

Intense, powerful,
precious.



Introduction.

Delight è lusso e seduzione: il racconto di quattro sofisticati marmi selezionati tra i più pregiati al mondo in un progetto ceramico completo, tra nuove sensazioni tattili, grandi formati e decori preziosi.

Delight interpreta un materiale naturale e antico come il marmo con una consapevolezza nuova, in sintonia coi codici stilistici più attuali.

Nasce così una collezione completa e dalla spiccata vocazione progettuale, un corredo stilistico integrale pensato per l'interior design di ogni ambiente residenziale e commerciale.

Delight is luxury and seduction: the story of four sophisticated marbles selected from among the finest in the world in a complete ceramic project, including new tactile sensations, large formats and exquisite decorations.

Delight interprets marble – a natural and ancient material – with a new awareness, in tune with the latest stylistic codes.

The result is a complete collection with a distinct focus on design, a comprehensive stylistic kit created for the interior design of every residential and commercial environment.

02.



Colori Slimtech /
Slimtech Colors

- 01. Marquina Nero
- 02. Invisible Light
- 03. Venato Bianco
- 04. Calacatta Oro

Materiale / Material
Gres porcellanato laminato /
Laminated porcelain stoneware

6mm

Finiture / Finishes

- nat
- lev
- touch

Formati / Sizes

- 60x120cm 24"x48"
- 120x120cm 48"x48"
- 120x260cm 48"x102"



Colori Gres /
Stoneware Colors

- 01. Marquina Nero
- 02. Invisible Light
- 03. Venato Bianco
- 04. Calacatta Oro

Materiali / Materials
Gres porcellanato /
Porcelain stoneware

9,5mm


Finiture / Finishes

- nat
- lux

Formati / Sizes

- 90x90cm 36"x36"
- 60x120cm 24"x48"
- 60x60cm 24"x24"
- 30x60cm 12"x24"

Colors.



02a.



Decori / Decors

- 01. Butterfly Venato Bianco
- 02. Butterfly Calacatta Oro
- 03. Chain Calacatta Oro

Materiale / Material

Gres porcellanato laminato /
Laminated porcelain stoneware
6mm

Finiture / Finishes

lev

Formati / Sizes

120x260cm 48"x102"

Un tableau compositivo di lastre Slimtech definisce i pattern di Butterfly e Chain, evidenziandone la potenza espressiva. Come un dipinto impresso su una successione di tavole, i decori di Delight evocano immagini dai riflessi classici, riletti con una visione moderna.

A compositional tableau of Slimtech slabs defines the patterns of Butterfly and Chain, highlighting their expressive power. Like a painting printed on a series of panels, the Delight decors evoke images with a classical style, reinterpreted with a modern vision.

Decors.



02b.



Decori Gres /
Stoneware Decors

01. Chic
Marquina Nero
Invisible Light
Venato Bianco
Calacatta Oro

02. Joy
Marquina Nero
Invisible Light
Venato Bianco
Calacatta Oro

Materiale / Material
Gres porcellanato /
Porcelain stoneware
9,5mm



Finiture / Finishes
lux

Formati / Sizes
30x60cm 12"x24"

Diagonali dorate si innestano sul naturale andamento delle venature; segmenti argentei, ripetuti con cadenza armoniosa, intersecano il movimento minerale della materia: Chic e Joy aggiungono alla superficie ceramica trame inedite e ricercate.

Golden diagonals are grafted onto the natural vein pattern; silver segments, repeated with a harmonious cadence, intersect the mineral movement of the material: Chic and Joy add original and refined textures to the ceramic surface.

Decors.



02c.



Mosaici / Mosaics

01. Mosaico 36
Marquina Nero
Invisible Light
Venato Bianco
Calacatta Oro

02. Mosaico Code
Mar_Cal
Mar_Ven

Materiale / Material
Gres porcellanato /
Porcelain stoneware
9,5mm



Finiture / Finishes

01. nat e lux
02. lux

Formati / Sizes

30x30cm 12"x12"

Mosaics.





03.

The Collection.

03a.

Marquina Nero.

La sofisticata texture grafica di Marquina Nero crea un ambiente bagno intimo e di pregio, dal temperamento deciso. Code è un mosaico che, col suo netto contrasto cromatico, scompone la texture effetto marmo in un ipnotico schema binario.

Marquina Nero's sophisticated graphic texture creates an intimate and precious bathroom with a bold temperament. Code is a mosaic which, with its sharp colour contrast, breaks down the marble-effect texture into a hypnotic binary pattern.

CABINET
Mosaico Code Mar_Cal lux

FLOOR
Marquina Nero nat



Marquina Nero 120x260 lev

Lea Ceramiche

Slimtech Delight



WALL
Marquina Nero nat

FLOOR
Marquina Nero lev

Lea Ceramiche

Marquina Nero crea ambienti impeccabili e avvolgenti. Le tre finiture Slimtech (lev, nat e touch) e le due disponibili in gres porcellanato (nat e lux) interagiscono con la luce esaltando le affilate venature bianche tipiche di questo marmo. La purezza minerale del nero porta la materia verso profondità inedite.

Marquina Nero creates impeccable and entrancing environments. The three Slimtech finishes (lev, nat and touch) and the two available in porcelain stoneware (nat and lux) interact with light, accentuating the thin white veins typical of this marble. The mineral purity of black brings the material to new depths.



Marquina Nero 120x260 lev



WALL
Marquina Nero 120x260 lev
FLOOR
Venato Bianco 120x120 lev



FLOOR
Marquina Nero 60x60 lux

WALL
Marquina Nero 60x120 lux

SHOWER
Mosaico 36
Marquina Nero lux

WALL
Mosaico 36 Marquina Nero lux

FLOOR
Mosaico 36 Marquina Nero nat



Marquina Nero 60x60 lux





Marquina Nero 90x90 nat



La cifra stilistica di un ambiente elegante e raffinato trova nel Marquina Nero, l'elemento ideale per raccontare l'impronta di uno spazio. Attraverso le grandi dimensioni delle lastre, le superfici effetto marmo spiccano per la loro forza decorativa ed arredano spazi contract a funzioni miste.

The stylistic hallmark of an elegant, sophisticated environment can be defined by Marquina Nero, the perfect element for characterising a space. Due to the large sizes of the slabs, the marble-effect surfaces stand out for their decorative strength and furnish domestic environments or multifunctional spaces.

WALL
Marquina Nero 120x260 lev

FLOOR
Marquina Nero
120x120 lev

03b.

Calacatta Oro.

FLOOR
Calacatta Oro lev

WALL
Calacatta Oro touch





Classico e intramontabile, Calacatta Oro rappresenta l'essenza marmorea più seducente e più apprezzata al mondo. Giocando con le finiture disponibili si può ottenere una ricca varietà di effetti di luce e di sensazioni tattili che consentono molteplici declinazioni estetiche del medesimo effetto marmo.

Classic and timeless, Calacatta Oro is the world's most seductive and highly prized marble. By playing with the available finishes, you can obtain a rich variety of light effects and tactile sensations that allow multiple aesthetic versions of the same marble effect.



Calacatta Oro 120x120 nat



Uno spazio commerciale rarefatto, in cui Calacatta Oro incarna un'alchimia di trasparenze colorate e di suggestioni tattili. Alle estese campiture grafiche delle grandi lastre sottili in finitura touch fa da contrappunto il movimento sparso delle venature del pavimento in gres porcellanato.

A rarefied commercial space, in which Calacatta Oro offers a medley of colourful transparencies and tactile effects. The extensive graphic patterns of the large thin slabs with a touch finish are a counterpoint to the sparse movement of the veins in the porcelain stoneware floor.

TABLE
Calacatta Oro 120x260 touch

FLOOR
Calacatta Oro 90x90 nat





TABLE
Calacatta Oro 120x260 touch

FLOOR
Calacatta Oro 90x90 nat



Calacatta Oro 90x90 nat

Dal fondo bianco puro di Calacatta Oro emergono venature dorate di diversa intensità. Una luce morbida e preziosa permea l'ambiente e lo imprime nella memoria. Chic è un decoro in gres porcellanato le cui bacchette color oro incidono nella materia il segno discontinuo di una geometria scomposta.

Golden veins of different intensity emerge from the pure white background of Calacatta Oro. A soft and exquisite light permeates the environment and imprints it in your memory. Chic is a porcelain stoneware decoration whose gold-coloured batons etch the material with the discontinuous mark of a broken geometry.

Chic Calacatta Oro 30x60 lux



03c.

Venato Bianco.

FLOOR
Venato Bianco 120x260 nat

WALL
Butterfly Venato Bianco 120x260 lev





DESK
Marquina Nero lev

WALL
Butterfly Venato Bianco
120x260 lev

FLOOR
Venato Bianco 120x260 nat



Venato Bianco 120x260 nat



DESK
Marquina Nero lev

WALL
Butterfly Venato Bianco
120x260 lev

FLOOR
Venato Bianco 120x260 nat

WALL
Joy Venato Bianco 30x60 lux

FLOOR
Venato Bianco 90x90 lux



Joy Venato Bianco 30x60 lux





Venato Bianco rivela infinite gradazioni di grigio che, quasi in trasparenza sul bianco luminoso, si sovrappongono le une alle altre. L'andamento obliquo delle venature genera un movimento direzionato che nella posa del formato quadrato sembra tornare su sé stesso mentre, a rivestimento, i riflessi argentati di Joy tratteggiano la texture marmorea fedelmente riprodotta in gres porcellanato.

Venato Bianco reveals infinite shades of grey which, almost transparently on bright white, overlap each other. The slanting motion of the veins generates a directional movement which, when the square format is laid, seems to come back on itself while, when used as a wall covering, the silver reflections of Joy outline the marble texture faithfully reproduced in porcelain stoneware.

WALL
Joy Venato Bianco 30x60 lux
Venato Bianco 120x260 lev

FLOOR
Venato Bianco 90x90 lux



FLOOR
Venato Bianco 90x90 lux



Venato Bianco 120x260 nat

Delight introduce touch, una nuova finitura opaca, morbida al tatto e vellutata disponibile su Slimtech: una lavorazione della superficie che esalta il realismo delle venature e la profondità della materia. Sul candore del fondo di Venato Bianco la nuova finitura mette in risalto il rincorrersi direzionato delle vene, ora più tenui e ora più marcate.

Delight introduces touch, a new matt finish with a soft and velvety feel, available on Slimtech: a surface process that enhances the realism of the veins and the depth of the material. On the white Venato Bianco background the new finish highlights the directed succession of veins, which vary from subtle to more prominent.

WALL
Venato Bianco Touch

FLOOR
Venato Bianco Touch





Venato Bianco 120x120 lev

03d.

Potente e scenografico, Invisible Light stende sul bianco cristallino del fondo un fitto reticolo grigio di venature fortemente espressive. La vitalità del disegno e la purezza quasi scultorea di questa essenza marmorea vestono una lounge dall'eleganza preziosa, in cui il dinamismo del pavimento in gres porcellanato modula la magnificenza del rivestimento in grandi lastre Slimtech.

Powerful and striking, Invisible Light spreads a dense grey lattice of strongly expressive veins on a white crystalline background. The vitality of the design and the almost sculptural purity of this marble decorate a highly elegant lounge in which the dynamism of the porcelain stoneware floor modulates the magnificence of the Slimtech large-slab covering.

Invisible Light.

WALL
Invisible Light 120x260 lev

FLOOR
Invisible Light 60x120 lux







WALL
Invisible Light 120x260 touch

FLOOR
Invisible Light nat



WALL
Invisible Light 120x260 touch

FLOOR
Invisible Light 120x120 nat

Lea Ceramiche

Invisible Light nat




72 — 73

Slimtech Delight

WALL
Invisible Light 120x260 touch

FLOOR
Invisible Light 120x260 touch






04.

Info.






Colori / Colors


Calacatta Oro







Venato Bianco



Invisible Light



Marquina Nero



Facce disponibili Slimtech/ Slimtech Available faces

Calacatta Oro



Venato Bianco



Facce disponibili Slimtech/ Slimtech Available faces

Invisible Light



Marquina Nero



Butterfly



Calacatta Oro Lev



Butterfly



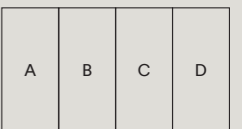
Venato Bianco Lev



Chain



Calacatta Oro Lev



L'immagine è puramente indicativa.
La grafica di CHAIN e BUTTERFLY può presentare discontinuità di vena nel passaggio tra le lastre, al pari del materiale naturale.
Eventuali differenze fino a 1,5 cm sono dunque da considerarsi caratteristica del prodotto.

The picture is purely illustrative.
The graphic design of CHAIN and BUTTERFLY may result in discontinuities in the veining between panels, as with the natural material.
Discontinuities of up to 1.5 cm are not defects, but are characteristic of the product.

Decori Gres / Stoneware Decors

Joy Calacatta Oro




30x60cm
12"x24"
LUX

Joy Venato Bianco



30x60cm
12"x24"
LUX

Chic Calacatta Oro



30x60cm
12"x24"
LUX

Chic Venato Bianco




30x60cm
12"x24"
LUX

Joy Invisible Light



30x60cm
12"x24"
LUX

Joy Marquina Nero



30x60cm
12"x24"
LUX

Chic Invisible Light



30x60cm
12"x24"
LUX

Chic Marquina Nero



30x60cm
12"x24"
LUX

Formati Slimtech / Slimtech Sizes ^{LR7}




Gres porcellanato laminato
/Laminated porcelain stoneware
Spessore/thickness: 6mm


PROTECT
ANTIBATTERICO - ANTIMICROBIAL



60x120cm
24"x48"
NAT / LEV / TOUCH



120x120cm
48"x48"
NAT / LEV / TOUCH



120x260cm
48"x102"
NAT / LEV / TOUCH

Finiture / Finishes

Nat



residenziale
residential



commerciale leggero
light commercial



commerciale intensivo
intensive commercial

Lev



residenziale
residential



commerciale leggero
light commercial

Touch



residenziale
residential



commerciale leggero
light commercial

Decori Slimtech / Slimtech Decors



Chain


Calacatta Oro



120x260cm
48"x102"
LEV

Butterfly

Calacatta Oro
Venato Bianco



120x260cm
48"x102"
LEV

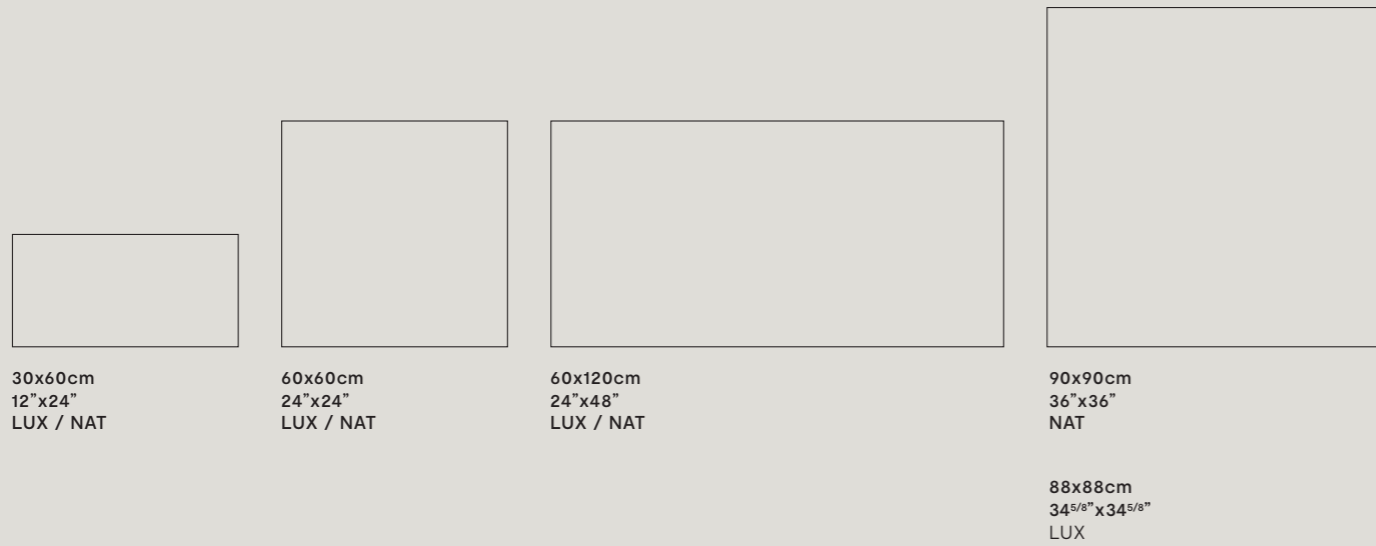
120x260cm
48"x102"
LEV

Formati Gres / Stoneware Sizes ^{LR7}



Gres porcellanato / Porcelain stoneware
Spessore/thickness: 9,5mm

PR()TECT
ANTIBATTERICO - ANTIMICROBIAL



Finiture / Finishes

Nat



residenziale
residential



commerciale leggero
light commercial



commerciale intensivo
intensive commercial

Lux



residenziale
residential



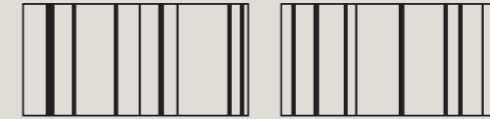
commerciale leggero
light commercial

Decori Gres / Stoneware Decors



Joy

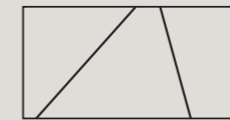
Calacatta Oro
Venato Bianco
Invisible Light
Marquina Nero



30x60cm
12"x24"
LUX

Chic

Calacatta Oro
Venato Bianco
Invisible Light
Marquina Nero



30x60cm
12"x24"
LUX

Mosaici Gres / Stoneware Mosaics



Mosaico 36

Calacatta Oro
Venato Bianco
Invisible Light
Marquina Nero



30x30 cm
12"x12"
LUX
NAT





Mosaico Code

Mar_Cal
Mar_Ven



30x30 cm
12"x12"
LUX







Fondi / Plain tiles

		   				
120x260cm 48"x102"	⊕ 6mm	NAT	LS6DL00	LS6DL30	LS6DL10	LS6DL20
		LEV	LS6DLX0	LS6DLX3	LS6DLX1	LS6DLX2
		TOUCH	LS6DLT0	LS6DLT3	LS6DLT1	LS6DLT2
120x120cm 48"x48"	⊕ 6mm	NAT	LS8DL00	LS8DL30	LS8DL10	LS8DL20
		LEV	LS8DLX0	LS8DLX3	LS8DLX1	LS8DLX2
		TOUCH	LS8DLT0	LS8DLT3	LS8DLT1	LS8DLT2
60x120cm 24"x48"	⊕ 6mm	NAT	LSXDL00	LSXDL30	LSXDL10	LSXDL20
		LEV	LSXDLX0	LSXDLX3	LSXDLX1	LSXDLX2
		TOUCH	LSXDLT0	LSXDLT3	LSXDLT1	LSXDLT2
60x120cm 24"x48"	⊕ 9,5mm	NAT	LGXDL00	LGXDL30	LGXDL10	LGXDL20
		LUX	LGXDLX0	LGXDLX3	LGXDLX1	LGXDLX2
60x60cm 24"x24"	⊕ 9,5mm	NAT	LGWDL00	LGWDL30	LGWDL10	LGWDL20
		LUX	LGWDLX0	LGWDLX3	LGWDLX1	LGWDLX2
30x60cm 12"x24"	⊕ 9,5mm	NAT	LGVDL00	LGVDL30	LGVDL10	LGVDL20
		LUX	LGVDLX0	LGVDLX3	LGVDLX1	LGVDLX2
90x90cm 36"x36"	⊕ 9,5mm	NAT	LG9DL00	LG9DL30	LG9DL10	LG9DL20
88x88cm 34 ^{5/8} "x34 ^{5/8} "	⊕ 9,5mm	LUX	LG9DLX0	LG9DLX3	LG9DLX1	LG9DLX2

Decori / Decors

		   					
Butterfly A	⊕ 6mm	120x260cm 48"x102"	LEV	LS6DL50	LS6DL56	-	-
Butterfly B	⊕ 6mm	120x260cm 48"x102"	LEV	LS6DL51	LS6DL57	-	-
Chain A	⊕ 6mm	120x260cm 48"x102"	LEV	LS6DL52	-	-	-
Chain B	⊕ 6mm	120x260cm 48"x102"	LEV	LS6DL53	-	-	-
Chain C	⊕ 6mm	120x260cm 48"x102"	LEV	LS6DL54	-	-	-
Chain D	⊕ 6mm	120x260cm 48"x102"	LEV	LS6DL55	-	-	-
Joy	⊕ 9,5mm	30x60cm 12"x24"	LUX	LGZDLJ0	LGZDLJ3	LGZDLJ1	LGZDLJ2
Chic	⊕ 9,5mm	30x60cm 12"x24"	LUX	LGZDLC0	LGZDLC3	LGZDLC1	LGZDLC2

Mosaici / Mosaics

		   					
Mosaico 36	⊕ 9,5mm	30x30 cm 12"x12"	NAT	LGCDL00	LGCDL30	LGCDL10	LGCDL20
			LUX	LGCDLX0	LGCDLX3	LGCDLX1	LGCDLX2
				 			
Mosaico Code Mar_Cal	⊕ 9,5mm	30x30 cm 12"x12"	LUX	LGCDL50	-		
Mosaico Code Mar_Ven	⊕ 9,5mm	30x30 cm 12"x12"	LUX	-	LGCDL53		

P R () T E C T

L'esclusiva tecnologia Panariagroup per pavimenti e rivestimenti antibatterici ad altissime performance. Per un abitare sano, sicuro e protetto.

The exclusive Panariagroup technology for antimicrobial floor and wall coverings with the highest performance. To live healthily, safe and secure.



Azione potente.
Elimina i batteri e ne impedisce la proliferazione
Powerful action.
Eliminates microbes and prevents their reproduction



Efficacia eterna.
Grazie alla tecnologia integrata in modo permanente nel prodotto
Eternal effectiveness.
Thanks to the technology permanently integrated into the product



Protezione continua.
Sempre attivo, 24 ore su 24, con e senza luce solare
Continuous protection.
Always active, 24 hours a day, with and without sunlight



Qualità garantita
dalla partnership
con MICROBAN®
Guaranteed quality
by the partnership
with MICROBAN®

PANARIAgroup®


www.protect.panariagroup.it

LASTRE CERAMICHE SOTTILI DI QUALITÀ SUPERIORE.

Gres porcellanato laminato in grande formato: un materiale leggero, versatile e resistente per nuove prospettive progettuali nel mondo dell'architettura e dell'abitare.

/ SUPERIOR QUALITY THIN CERAMIC SLABS.

Large-sized laminated porcelain stoneware: a light, resistant and versatile product for new design perspectives in the world of architecture and housing.



1. Massimi standard qualitativi e prestazionali. Grazie all'utilizzo di materie prime pregiate

/ Highest standards in quality and performance. Thanks to the use of the best raw materials

2. Lastre supercompatte ed elastiche. Grazie a un processo di pressatura unico

/ Highly compact and elastic slabs. Thanks to a unique pressing process

3. Eccellente resa estetica dei materiali. Grazie a tecniche esclusive di lavorazione delle superfici

/ Excellent aesthetic look of the products. Thanks to exclusive surface treatment technologies

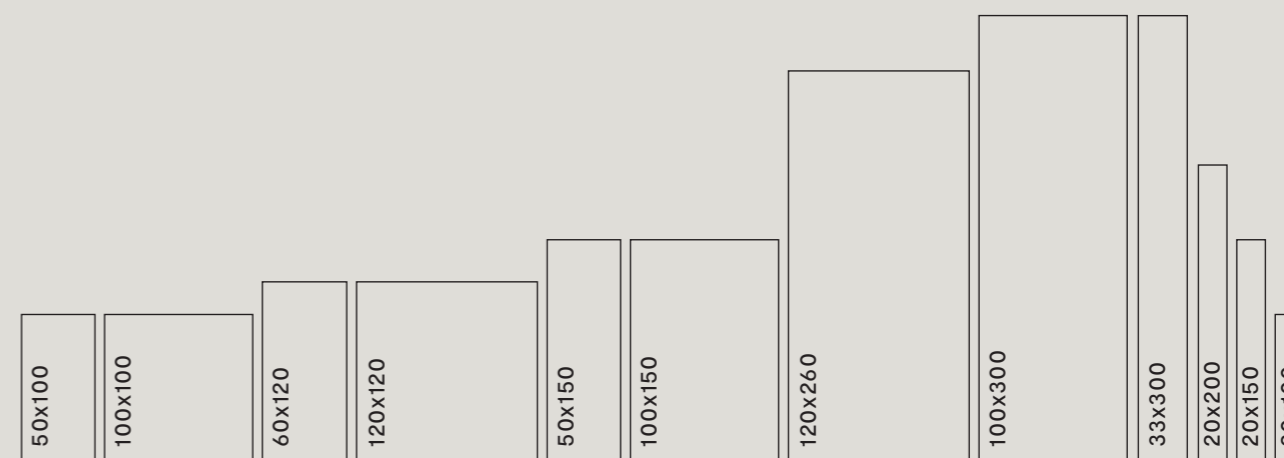
4. Straordinaria extra-resistenza. Grazie al rinforzo in fibra di vetro

/ Extraordinary added resistance. Thanks to the reinforcing fibreglass mesh

5. Alta sostenibilità ambientale. Meno materie prime utilizzate, minor consumo di acqua ed energia, minori emissioni di CO₂

/ Highly Eco-friendly. Less raw materials used, lower water and energy consumption and lower CO₂ emissions

Formati / Sizes (cm)



SLIMTECH

6mm

Sottile e resistente.

Thin and resistant.

SLIMTECH

3.5mm

SLIMTECH

5.5mm



Ultrasottile e ultrasistente. Con rinforzo in fibra di vetro.

Ultra-thin and ultra-resistant. With fibreglass mesh reinforcement.

Caratteristiche tecniche / Technical characteristics



Gres porcellanato laminato UGL/ Laminated porcelain stoneware UGL SLIMTECH 6mm		Conforme/according to: ISO 13006 G (Gruppo/Group Bla) EN 14411 G (Gruppo/Group Bla) ANSI A137.3 (**gauged porcelain tiles /panels /slabs)		
		Metodo di prova /Test method	Requisiti prescritti /Required values	Valori medi /Average values
	Assorbimento d'acqua /Water absorption	ISO 10545-3 ASTM C373	≤ 0,5%	0,1%
	Resistenza a flessione /Modulus of rupture	ISO 10545-4 ASTM C1505	≥ 35 N/mm ² ≥ 6000 PSI	50 N/mm ² ≥ 6000 PSI
	Resistenza all'abrasione profonda /Resistance to deep abrasion	ISO 10545-6 ASTM C1243	≤ 175 mm ³	Conforme/Compliant
	Dilatazione termica lineare /Linear thermal expansion	ISO 10545-8 ASTM C372	Requisito non previsto/No provision	$\alpha \leq 7 \times 10^{-6} \text{ } ^\circ\text{C}^{-1}$ $\alpha \leq 4.4 \times 10^{-6} \text{ } ^\circ\text{F}^{-1} / \alpha \leq 8 \times 10^{-6} \text{ } ^\circ\text{C}^{-1}$
	Resistenza alle macchie /Stain resistance	ISO 10545-14 ASTM C1378	Classe/Class 3 Min. As indicated by manufacturer	5 Resistente / Resistant (Nat) ≥ 3 (Lev / Touch) Class A Resistente/Resistant (Nat) Class C (Lev / Touch)
	Resistenza all'attacco chimico* /Chemical resistance	ISO 10545-13 ASTM C650	Come indicato dal produttore /As indicated by manufacturer As indicated by manufacturer	LA-HA Resistente/Resistant (Nat) LB-HB (Lev / Touch) Class A Resistant (Nat) Class C (Lev / Touch)
	Resistenza al gelo /Frost resistance	ISO 10545-12 ASTM C1026	Nessuna alterazione/No alteration As indicated by manufacturer	Resistente/Resistant Resistant
	Resistenza allo scivolamento /Slip resistance	DIN 51130 BCR-TORTUS ANSI A326.3	— — —	R9 (Nat) $\mu > 0,40$ (Nat) DCOF ≥ 0.42 (Nat)
	Reazione al fuoco /Fire reaction	EN 13823 EN 9239-1	CPR (UE) 305/2011, 2000/147/CE, UNI EN 13501-1	A1 (wall) A1 _n (floor)
	Diffusione di fiamma /Flame spread	ASTM E84	—	Class A
	Conducibilità termica /Thermal conductivity	EN 12524	—	$\lambda = 1,3 \text{ W/m}^\circ \text{K} / 0.7 \text{ BTU/ft h}^\circ \text{F}$
	Stonalizzazione /Shade variation	ANSI A137.3	Come indicato dal produttore /As indicated by manufacturer	V3 Variazioni moderate /Moderate variation

Fuga minima consigliata: vedi Manuale Tecnico Slimtech/minimum suggested joint: refer to Slimtech Technical Manual.
*Ad esclusione dell'acido fluoridrico e derivati/excluding hydrofluoric acid and its derivatives

Caratteristiche tecniche / Technical characteristics



Gres tutta massa UGL /Full-body Porcelain UGL 11mm / 10mm		Conforme/according to: ISO 13006 G (Gruppo/Group Bla) / EN 14411 G (Gruppo/Group Bla) ANSI A137.1 (Porcelain tile, P1 Class)		
		Metodo di prova /Test method	Requisiti prescritti /Required values	Valori medi /Average values
	Assorbimento d'acqua /Water absorption	ISO 10545-3 ASTM C373	≤ 0,5%	0,05%
	Sforzo di rottura /Breaking strength	ISO 10545-4 ASTM C648	≥ 1300 N ≥ 250 lbf	2200 N 9.5mm 500 lbf 9.5mm
	Resistenza a flessione /Modulus of rupture	ISO 10545-4	≥ 35 N/mm ²	50 N/mm ²
	Resistenza all'abrasione profonda /Deep abrasion resistance	ISO 10545-6 ASTM C1243	≤ 175 mm ³	145 mm ³
	Dilatazione termica lineare /Linear thermal expansion	ISO 10545-8 ASTM C372	Requisito non previsto No provision	$\alpha \leq 7 \times 10^{-6} \text{ } ^\circ\text{C}^{-1}$ $\alpha \leq 4.4 \times 10^{-6} \text{ } ^\circ\text{F}^{-1} / \alpha \leq 8 \times 10^{-6} \text{ } ^\circ\text{C}^{-1}$
	Resistenza alle macchie /Stain resistance	ISO 10545-14 ASTM C1378	Classe/Class 3 Min. As indicated by manufacturer	5 Resistente/Resistant (Nat) ≥ 3 (Lux) A Resistant (Nat) C (Lux)
	Resistenza all'attacco chimico(*) /Chemical resistance	ISO 10545-13 ASTM C650	Come indicato dal produttore As indicated by manufacturer	LA-HA Resistente/Resistant A Resistant
	Resistenza al gelo /Frost resistance	ISO 10545-12 ASTM C1026	Nessuna alterazione/No alteration As indicated by manufacturer	Resistente/Resistant Resistant
	Resistenza allo scivolamento /Slip resistance	DIN 51130 BCR-TORTUS ANSI A326.3 AS-NZ 4586 BS 7976-2	— — — — —	R9 (Nat) $\mu > 0,40$ (Nat) DCOF ≥ 0.42 (Nat) P3 (Nat) PTV 36+ wet (Sl. 96) (Nat)
	Reazione al fuoco /Fire reaction	EN 13823 EN 9239-1	CPR (UE) 305/2011, 2000/147/CE, UNI EN 13501-1	Classe/Class A1 (wall) Classe/Class A1 _n (floor)
	/Flame spread	ASTM E84	—	Class A
	Conducibilità termica /Thermal conductivity	EN 12524	—	$\lambda = 1,3 \text{ W/m}^\circ \text{K} / 0.7 \text{ BTU/ft h}^\circ \text{F}$
	Stonalizzazione /Shade variation	ANSI A 137.1	Come indicato dal produttore /As indicated by manufacturer	V3 Variazioni moderate /Moderate variation
	Fuga minima consigliata(**) /Minimum suggested joint	RETT - RECT	-	2mm

(*) Ad esclusione dell'acido fluoridrico e derivati / Excluding hydrofluoric acid and its derivatives.

(**) Salvo diversa indicazione dei Codici di Posa Nazionali. La larghezza delle fughe deve comunque essere decisa dalla Direzione Lavori.
/ The width of grout joints must be established by the installation supervisor, unless grout widths are regulated by national laying standards.

Imballi / Packing



Articolo	Scatola			Pallet				
	cm	inch	pz.	mq	kg	scat.	mq	kg
Fondo	120x260 **	48"x102"	1	3,1	44,0	20	62,4	880,0
Fondo	120x120	48"x48"	2	2,8	40,6	25	72,0	1.015,0
Fondo	60x120	24"x48"	3	2,1	30,3	32	69,1	968,0
Butterfly - Chain	120x260	48"x102"	1	3,1	44,0	20	62,4	880,0

** Per ordini inferiori alle 8 lastre sarà addebitato il costo del pallet a Euro 100,00 netto.
The cost of the pallet, € 100,00 net, will be charged for orders less than 8 slabs.



Articolo	Scatola			Pallet				
	cm	inch	pz.	mq	kg	scat.	mq	kg
Fondo	30x60	12"x24"	8	1,4	31,8	32	46,0	1.018,0
Fondo	60x60	24"x24"	4	1,4	31,8	32	46,0	1.018,0
Fondo	60x120	24"x48"	2	1,4	31,8	36	51,8	1.145,0
Fondo	88x88	34 ^{5/8} "x34 ^{5/8} "	2	1,5	33,5	25	38,7	838,6
Fondo	90x90	36"x36"	2	1,6	33,5	25	38,7	839,0
Chic	30x60	12"x24"	5	0,9	19,5			
Joy	30x60	12"x24"	4	0,7	15,7			
Mosaico 36	30x30	12"x12"	5	0,4	9,5	60	27,0	570,0
Mosaico Code	30x30	12"x12"	5	0,4	9,5	60	27,0	570,0

Certificazioni / Certifications

 UNI EN ISO 14001:2015 CERTIQUALITY CERTIFIED ENVIRONMENTAL MANAGEMENT SYSTEM ISO 14001	 UNI EN ISO 9001:2015 CERTIQUALITY CERTIFIED QUALITY MANAGEMENT SYSTEM ISO 9001	 EN 14411 Marchio CE*	 Ceramics of Italy
 Leed**	 SECTORE AMBIENTALE VERIFICATO N. 4. 15/00003 Stabilimento di Fiorano M. (MO)	 SECTORE AMBIENTALE VERIFICATO N. 4. 15/00003 Stabilimento di Finale E. (MO)	 SECTORE AMBIENTALE VERIFICATO N. 4. 15/00003 Stabilimento di Toano (RE)
	 EPD*** PANARIAgroup		

*MARCHIO CE Le DOP sono disponibili sul sito internet/DOP are available on the website www.ceramichelea.it
 **LEED Lea Ceramiche, è membro di GBC Italia, organizzazione che promuove sul territorio italiano la realizzazione di edifici nel rispetto dell'ambiente, della salute e del benessere delle persone che ci vivono e lavorano./Lea Ceramiche is a member of the U.S. Green Building Council: this is an organization that promotes buildings that are environmentally responsible, profitable and healthy places to live and work.
 ***EPD I prodotti Lea Ceramiche possiedono Dichiarazione Ambientale di Prodotto (EPD) specifica di tipo III, certificata da ente terzo indipendente secondo le normative ISO EN 14025 e EN 15804. Disponibile su richiesta.
 Lea Ceramiche products have a type III specific Environmental Product Declaration (EPD). This is certified by an independent third party according to ISO EN 14025 and EN 15804 standards. Available on request.

Destinazioni d'uso Slimtech / Slimtech intended uses



	Posa a pavimento Floor installation		Posa a parete Wall installation
 Situazioni applicative sia per interventi di nuova costruzione che di ristrutturazioni con posa in sovrapposizione a pavimenti preesistenti. For new buildings and refurbishing, for installation on pre-existing floors.	IN INTERNO Residenziale (cucine, bagni, living, aree comuni condominiali, ed ogni altro ambiente di uso residenziale) Commerciale leggero (uffici, uffici aperti al pubblico, sale d'attesa, negozi, bagni, sale di ristoranti, autosaloni, bar, cinema, ambulatori, cliniche) Commerciale intensivo (aree comuni di centri commerciali, hall di alberghi, mense, fast food, discoteche, ospedali.) Ad esclusione di zone sottoposte al passaggio di carichi pesanti concentrati (ad es. carrelli a ruote dure)	 IN ESTERNO A condizione che le superfici siano coperte (es. logge, balconi coperti, ecc.) e perfettamente impermeabilizzate. Si consiglia l'utilizzo di formati con lati non superiori a 120cm.	INTERIORS Residential (kitchens, bathrooms, living rooms, common apartment block areas and any other residential environment) Light Commercial (offices, offices open to the general public, waiting rooms, shops, bathrooms, restaurant dining rooms, bars, car showrooms, cinemas, surgeries/clinics) Intensive commercial (common areas of shopping centres, hotel halls, canteens, fastfood restaurants, dance clubs, hospitals.) With the exception of areas subject to heavy concentrated loads (e.g. trolleys with hard wheels)
		EXTERIORS Upon condition that surfaces are sheltered (e.g. loggias, covered balconies, etc.) and made totally impervious. We recommend the use of sizes that have sides not exceeding 120cm.	EXTERIORS Situations applicative sia per interventi di nuova costruzione che di ristrutturazioni con posa in sovrapposizione a pavimenti preesistenti. For new buildings and refurbishing, for installation on pre-existing floors.
			IN INTERNO Qualunque ambiente residenziale e commerciale. INTERIORS Any residential and commercial environment. IN ESTERNO Qualunque ambiente residenziale e commerciale. EXTERIORS Any residential and commercial environment.

Destinazioni speciali Slimtech / Slimtech Special uses

 Facciate ventilate* Ventiladed facades	 Rivestimenti termici a cappotto External wall thermal insulation system
 Rivestimenti vasche piscine Bathtubs and swimming pool cladding	 Superfici da rivestire nel settore dell'arredamento For furniture surfaces

Destinazioni speciali/Special uses: in funzione delle specifiche del progetto, in abbinamento a sistemi costruttivi indicati da Panariagroup e approvati dalla Direzione Lavori/depending on project specifications and in combination with the construction systems recommended by Panariagroup and approved by the Installation Supervisor. *Solo dopo l'applicazione della rete in fibra di vetro/only after the application of fiberglass mesh.

Impieghi grès porcellanato / Stoneware Uses



 Alberghi Hotels	 Locali pubblici Public spaces
 Abitazioni Housing	 Aeroporti Airports
 Bar - Ristoranti Bar - Restaurants	 Centri commerciali Malls
 Negozi Shops	 Stazioni Train stations

Imballi / Packing



Articolo	Scatola			Pallet				
	cm	inch	pz.	mq	kg	scat.	mq	kg
Fondo	120x260 **	48"x102"	1	3,1	44,0	20	62,4	880,0
Fondo	120x120	48"x48"	2	2,8	40,6	25	72,0	1.015,0
Fondo	60x120	24"x48"	3	2,1	30,3	32	69,1	968,0
Butterfly - Chain	120x260	48"x102"	1	3,1	44,0	20	62,4	880,0

** Per ordini inferiori alle 8 lastre sarà addebitato il costo del pallet a Euro 100,00 netto.
The cost of the pallet, € 100,00 net, will be charged for orders less than 8 slabs.



Articolo	Scatola			Pallet				
	cm	inch	pz.	mq	kg	scat.	mq	kg
Fondo	30x60	12"x24"	8	1,4	31,8	32	46,0	1.018,0
Fondo	60x60	24"x24"	4	1,4	31,8	32	46,0	1.018,0
Fondo	60x120	24"x48"	2	1,4	31,8	36	51,8	1.145,0
Fondo	88x88	34 ^{5/8} "x34 ^{5/8} "	2	1,5	33,5	25	38,7	838,6
Fondo	90x90	36"x36"	2	1,6	33,5	25	38,7	839,0
Chic	30x60	12"x24"	5	0,9	19,5			
Joy	30x60	12"x24"	4	0,7	15,7			
Mosaico 36	30x30	12"x12"	5	0,4	9,5	60	27,0	570,0
Mosaico Code	30x30	12"x12"	5	0,4	9,5	60	27,0	570,0

Certificazioni / Certifications

 UNI EN ISO 14001:2015 CERTIQUALITY CERTIFIED ENVIRONMENTAL MANAGEMENT SYSTEM ISO 14001	 UNI EN ISO 9001:2015 CERTIQUALITY CERTIFIED QUALITY MANAGEMENT SYSTEM ISO 9001	 EN 14411 Marchio CE*	 Ceramics of Italy
 Leed**	 SECTORE AMBIENTALE VERIFICATO N. 4 1500003 Stabilimento di Fiorano M. (MO)	 SECTORE AMBIENTALE VERIFICATO N. 4 1500003 Stabilimento di Finale E. (MO)	 SECTORE AMBIENTALE VERIFICATO N. 4 1500003 Stabilimento di Toano (RE)
	 EPD*** PANARIAgroup		

*MARCHIO CE Le DOP sono disponibili sul sito internet/DOP are available on the website www.ceramichelea.it
 **LEED Lea Ceramiche, è membro di GBC Italia, organizzazione che promuove sul territorio italiano la realizzazione di edifici nel rispetto dell'ambiente, della salute e del benessere delle persone che ci vivono e lavorano./Lea Ceramiche is a member of the U.S. Green Building Council: this is an organization that promotes buildings that are environmentally responsible, profitable and healthy places to live and work.
 ***EPD I prodotti Lea Ceramiche possiedono Dichiarazione Ambientale di Prodotto (EPD) specifica di tipo III, certificata da ente terzo indipendente secondo le normative ISO EN 14025 e EN 15804. Disponibile su richiesta.
 Lea Ceramiche products have a type III specific Environmental Product Declaration (EPD). This is certified by an independent third party according to ISO EN 14025 and EN 15804 standards. Available on request.

Destinazioni d'uso Slimtech / Slimtech intended uses



Posa a pavimento
Floor installation

Situazioni applicative sia per interventi di nuova costruzione che di ristrutturazioni con posa in sovrapposizione a pavimenti preesistenti.

For new buildings and refurbishing, for installation on pre-existing floors.

IN INTERNO
Residenziale (cucine, bagni, living, aree comuni condominiali, ed ogni altro ambiente di uso residenziale)

Commerciale leggero (uffici, uffici aperti al pubblico, sale d'attesa, negozi, bagni, sale di ristoranti, autosaloni, bar, cinema, ambulatori, cliniche)

Commerciale intensivo (aree comuni di centri commerciali, hall di alberghi, mense, fast food, discoteche, ospedali.)
Ad esclusione di zone sottoposte al passaggio di carichi pesanti concentrati (ad es. carrelli a ruote dure)

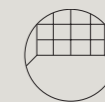
IN ESTERNO
A condizione che le superfici siano coperte (es. logge, balconi coperti, ecc.) e perfettamente impermeabilizzate. Si consiglia l'utilizzo di formati con lati non superiori a 120cm.

INTERIORS
Residential (kitchens, bathrooms, living rooms, common apartment block areas and any other residential environment)

Light Commercial (offices, offices open to the general public, waiting rooms, shops, bathrooms, restaurant dining rooms, bars, car showrooms, cinemas, surgeries/clinics)

Intensive commercial (common areas of shopping centres, hotel halls, canteens, fastfood restaurants, dance clubs, hospitals.)
With the exception of areas subject to heavy concentrated loads (e.g. trolleys with hard wheels)

EXTERIORS
Upon condition that surfaces are sheltered (e.g. loggias, covered balconies, etc.) and made totally impervious. We recommend the use of sizes that have sides not exceeding 120cm.



Posa a parete
Wall installation

Situazioni applicative sia per interventi di nuova costruzione che di ristrutturazioni con posa in sovrapposizione a pavimenti preesistenti.

For new buildings and refurbishing, for installation on pre-existing floors.

IN INTERNO
Qualunque ambiente residenziale e commerciale.

INTERIORS
Any residential and commercial environment.

IN ESTERNO
Qualunque ambiente residenziale e commerciale.

EXTERIORS
Any residential and commercial environment.

Destinazioni speciali Slimtech / Slimtech Special uses



Facciate ventilate*
Ventilated facades



Rivestimenti termici a cappotto
External wall thermal insulation system



Rivestimenti vasche piscine
Bathtubs and swimming pool cladding



Superfici da rivestire nel settore dell'arredamento
For furniture surfaces

Destinazioni speciali/Special uses: in funzione delle specifiche del progetto, in abbinamento a sistemi costruttivi indicati da Panariagroup e approvati dalla Direzione Lavori/depending on project specifications and in combination with the construction systems recommended by Panariagroup and approved by the Installation Supervisor. *Solo dopo l'applicazione della rete in fibra di vetro/only after the application of fiberglass mesh.

Impieghi grès porcellanato / Stoneware Uses



Alberghi
Hotels



Locali pubblici
Public spaces



Abitazioni
Housing



Aeroporti
Airports



Bar - Ristoranti
Bar - Restaurants



Centri commerciali
Malls

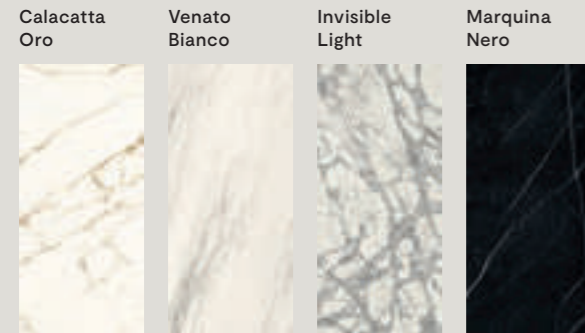


Negozi
Shops




Stazioni
Train stations

Colori / Colors




Decori / Decors

Butterfly



120x260cm
48"x102"
LEV

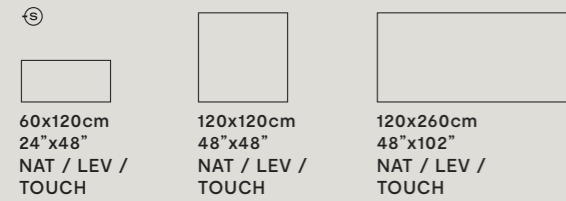
Chain



120x260cm
48"x102"
LEV

Formati / Sizes ^{LR¹}

Fondi/Plain Tiles




60x120cm
24"x48"
NAT / LEV / TOUCH

120x120cm
48"x48"
NAT / LEV / TOUCH

120x260cm
48"x102"
NAT / LEV / TOUCH

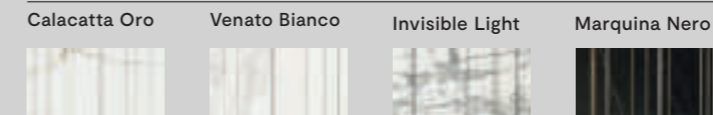
Ⓢ Gres porcellanato laminato
Laminated porcelain stoneware
Spessore/thickness: 6mm

Colori / Colors




Decori / Decors

Joy

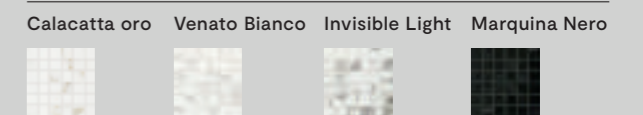


Chic




Mosaici/Mosaics

Mosaico 36



Mosaico Code



Formati / Sizes ^{LR¹}

Fondi/Plain Tiles



30x60cm
12"x24"
NAT/LUX
9,5mm

60x60cm
24"x24"
NAT/LUX
9,5mm

60x120cm
24"x48"
NAT/LUX
9,5mm

90x90cm
36"x36"
NAT
9,5mm

88x88cm
34^{5/8}"x34^{5/8}"
LUX
9,5mm

Decori/Decors

Joy



30x60cm
12"x24"
LUX
9,5mm

Chic



30x60cm
12"x24"
LUX
9,5mm

Mosaici/Mosaics

Mosaico 36



30x30 cm
12"x12"
NAT/LUX

Mosaico Code



30x30 cm
12"x12"
LUX

Ⓢ Gres porcellanato
Porcelain stoneware
Spessore/thickness: 9,5mm

leaceramiche.com



Dreaming.



LEA
CERAMICHE

Dreaming.



Lea Ceramiche
Lasa Aurora 60x120 lux


Lea Ceramiche





Ⓢ Lasa Aurora 60x120 lux

Lea Ceramiche




Ⓢ Mosaico Basic lux

Ⓢ Dreaming



WALL
Mosaico Basic lux

FLOOR
Calacatta Shine 60x120 lux



Calacatta Shine 60x60 lux



Romance Safari 60x60 velvet



◇ Bianco Statuario 60x60 lux




◇ Crystal White 60x60 lux



Gray Stone 60x60 lux

HOME IS
WHEREVER
I AM WITH
YOU

Gres tutta massa UGL
Full-body porcelain UGL
Grès Cérame pleine masse UGL
Vollgemischtes Durchgefärbtes Feinsteinzeug UGL

Stonalizzazione	Resistenza allo scivolamento	Fuga minima consigliata
Shading / Denuançage / Spielfarbig	Slip resistance / Résistance au glissement / Rutschfestigkeit	Minimum suggested joint Joint minimum conseillé Empfohlene Fugenbreite
ANSI A137.1	ANSI A326.3 DCOF ≥ 0.42 (Velvet)	RECT 2 mm (INDOOR) OUTDOOR 5 mm Approx (*)
		(*) Decisione a cura della Direzione Lavori / Codici di Posa Nazionali Decision by the Construction Manager / National Laying Standards Décision établie par la Direction des Travaux / Codes de Pose Nationaux Die Entscheidung wird von der Bauleitung / gemäß nationalen Vorschriften getroffen.

Mosaici

Mosaics / Mosaiques / Mosaik

MOSAICO BASIC*
30x30cm / 12"x12"
lux

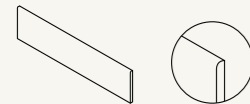


*disponibile in tutti i colori
available in all colors
disponible sur toutes les couleurs
Erhältlich für alle Farben

Pezzi speciali

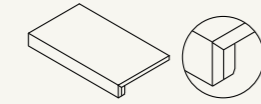
Trims / Pièces spéciales / Formstücke

battiscopa*
10x60cm / 4"x24" rett



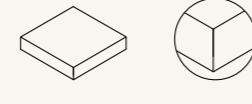
*disponibile in tutti i colori
available in all colors
disponible sur toutes les couleurs
Erhältlich für alle Farben

gradino plus**
35x60cm / 13^{3/4}"x24" rett



**Su richiesta
Upon request
Sur demande
auf Anfrage

angolo gradino plus**
35x35 cm / 13^{3/4}"x13^{3/4}" rett



raccordo jolly*
1,3x30cm / 1/2"x12" rett



beak jolly*
1,3x2cm / 1/2"x1/2" rett



Imballi

Packing / Emballage / Verpackung


Articolo	Scatola			Pallet				
	cm	inch	pz.	mq	kg	scat.	mq	kg
Fondo	60x120	24"x48"	2	1,44	31,8	36	51,8	1.144,8
Fondo	60x60	24"x24"	4	1,44	31,8	32	46,1	1.017,6
Fondo	30x60	12"x24"	8	1,44	31,8	32	46,1	1.017,6
Mosaico Basic	30x30	12"x12"	4	0,36	7,9	60	21,6	476,0
Battiscopa	10x60	4"x24"	12	7,2 m.l.	15,9	60	432 m.l.	954,0
Gradino Plus	35x60	13 ^{3/4} "x24"	4	0,84	20,3	16	13,4	325,3
Angolo Gradino Plus	35x35	13 ^{3/4} "x13 ^{3/4} "	2	0,25	6,4	36	8,8	229,1
Raccordo Jolly	1,3x30	1/2"x12"	16	0,06	1,3	-	-	-
Beak Jolly	1,3x2	1/2"x3/4"	4	-	0,1	-	-	-

Dreaming.




Spessore / Thickness / Epaisseur / Stärke
9,5mm

6 Colori / Colors / Couleurs / Farben



3 Formati / Sizes / Formats / Formate ^{LR¹}

 gres porcellanato



30x60cm
12"x24"
velvet / lux

60x60cm
24"x24"
velvet / lux

*60x120cm
24"x48"
velvet / lux

*colori disponibili: / available colors: / couleurs disponibles: / verfügbare Farben:
Bianco Statuario, Calacatta Shine, Gray Stone, Lasa Aurora

2 Finiture / Finishes / Surfaces / Oberfläche

LUX



residenziale
résidentiel
Wohnbereiche



commerciale leggero
light commercial
commercial léger
Leichte gewerbliche
Anwendungen

VELVET



residenziale
résidentiel
Wohnbereiche



commerciale leggero
light commercial
commercial léger
Leichte gewerbliche
Anwendungen

LA CERAMICA. UNA SCELTA SICURA.

CERAMICS. A SAFE CHOICE.

Panariagroup. La ceramica nella sua forma migliore.

Ceramics at their best

La ceramica è un materiale dalle prestazioni uniche e straordinarie.
Ceramics offer unique and outstanding performance.

SICURA
SAFE

RESISTENTE
RESISTANT

IGIENICA
HYGIENIC

VERSATILE
VERSATILE

DURA A LUNGO
LONG-LASTING

STABILE
STABLE

NON EMETTE SOSTANZE CHIMICHE NOCIVE
ZERO VOCs

RICICLABILE
RECYCLABLE

NON BRUCIA
IT DOES NOT BURN

AMA L'AMBIENTE
ENVIRONMENT-FRIENDLY

Panariagroup si distingue con prodotti di qualità superiore.
Panariagroup stands out for its superior quality products.

PIÙ SALUBRI

Grazie all'integrazione della tecnologia antibatterica Protect.

PIÙ FACILI DA PULIRE

Grazie alle nostre esclusive tecniche di lavorazione delle superfici.

HEALTHIER

Thanks to the integrated Protect antimicrobial technology.

EASIER TO CLEAN

Thanks to our exclusive surface processing techniques.

PIÙ VERSATILI E ADATTI AD OGNI IMPIEGO

Grazie ad un'ampia disponibilità di tecnologie e componenti ad elevata performance che consentono di ottenere prodotti adatti a destinazioni d'uso differenti.

PIÙ SOSTENIBILI

Grazie a un processo produttivo estremamente efficiente in termini di rispetto delle norme ambientali, del consumo di acqua, energia e materie prime.

MORE VERSATILE AND SUITABLE FOR EVERY USE

Thanks to the wide availability of high-performance technologies and components that allow you to obtain products suitable for different uses.

MORE SUSTAINABLE

Thanks to a production process that is extremely efficient in terms of compliance with environmental standards and consumption of water, energy and raw materials.

leaceramiche.com





LEA

CERAMICHE

CERSAIE 2023

DESIGN AND PERFORMANCE

Alla base del nostro lavoro di ogni giorno c'è l'entusiasmo del confronto tra innovazione e creatività: per questo ogni prodotto Lea Ceramiche è sintesi di design e performance.


Le nostre superfici sono l'espressione dello stile senza tempo, dell'eccellenza nelle prestazioni tecniche e delle possibilità tecnologiche interpretate dal mondo del design.

I prestigiosi riconoscimenti ottenuti dalle collezioni firmate da designer di fama internazionale, testimoniano il valore del percorso Lea Ceramiche e la qualità dei suoi prodotti.

Our daily work is based on an enthusiastic interaction between innovation and creativity: this is why every Lea Ceramiche product is a synthesis of design and performance.

Our surfaces embody timeless style, outstanding technical performance and technological possibilities interpreted by the design world.

The prestigious awards received by the collections signed by internationally renowned designers testify to the value of Lea Ceramiche's work and to the quality of its products.



DISTINGUERSI INNOVANDO

STANDING OUT AS INNOVATORS

Un brand dall'identità forte e inconfondibile, protagonista assoluto del mondo del design. Da sempre Lea Ceramiche si distingue, non si omologa. E lo fa innovando: con prodotti dalla personalità definita e dalle straordinarie prestazioni tecniche, pura materia ceramica scaturita da un accurato processo di ricerca e da tecnologie produttive all'avanguardia; e con la collaborazione con i più apprezzati designer internazionali, firme in grado di esaltare carattere e performance delle sue collezioni, impiegate in progetti e in installazioni di prestigio in tutto il mondo.

A brand with a strong and unmistakable identity, one the prime movers in the design world. Lea Ceramiche has always stood out from the crowd. And it has done so by innovating: with products with a clear personality and remarkable technical qualities, pure ceramic material originating from in-depth research and cutting-edge production technologies; and with the collaboration of the most respected international designers who are able to exalt the character and the qualities of its collections, used in prestigious projects and installations all over the world.



IN TRANSITION - PHILIPPE NIGRO



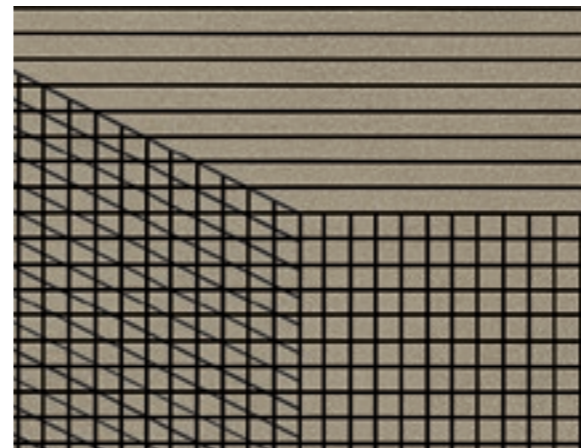
ZOOM - FABIO NOVEMBRE



ABSTRACT MAZE - PATRICK NORGUET



PERSPECTIVES - FERRUCCIO LAVIANI



CARPET STORIES - DIEGO GRANDI



TOOLS & SPACE - FERRUCCIO LAVIANI



TWIRL - ZAHA HADID

INNOVAZIONI PER UN'ARCHITETTURA DI PREGIO


INNOVATION FOR TOP ARCHITECTURE

L'innovazione nel design, l'assoluta affidabilità delle prestazioni tecniche e la capacità di osare e guardare sempre avanti hanno reso Lea Ceramiche una protagonista indiscussa dell'architettura internazionale. Come testimoniato dalla prestigiose referenze realizzate in tutto il mondo.

Innovative design, absolute reliability of technical performance, and the capacity to dare and focus on the future have made Lea Ceramiche an undisputed key player in international architecture. As proved by the important projects supplied by the brand around the world.




CASTEL HEADQUARTER - ADDIS ABEBA
WESTWAY ARCHITECTS



250 - 260 GOLD STREET - NEW YORK - STUDIO SC



FONDAZIONE PRADA - MILANO - OMA ARCHITECTS



BOSCO VERTICALE - MILANO - BOERI, BARRECA E LA VARRA



LANDMARK PINNACLE - LONDON - SQUIRE & PARTNERS




PRIVATE RESIDENCE - BENYEI ARCHITECTURE - BUDAPEST




THE LIBRARY - HONG KONG - A WORK OF SUBSTANCE



AMAZON HQ - MILANO - GBPA ARCHITECTS





THE COLLECTIONS

Segni su Pigmenti.
design Ferruccio Laviani
p. 8

Pigmenti.
design Ferruccio Laviani
A new ceramic matter born in colour
p. 20

Side Stone.
New sides of an iconic mineral texture
p. 28

Anthology.
A surprising mineral anthology
p. 36

Bio Attitude.
Natural essence of a refined rusticity
p. 42

Masterpiece.
design Ferruccio Laviani
An endless source of creativity
p. 46

Slimtech Easy.
Floating floor system
p. 52

SEGNI SU PIGMENTI

design Ferruccio Laviani

"Linee imperfette e gocce pennellate che diventano texture dal rilievo materico per superfici vivide e dinamiche."

"Imperfect lines and drops of brushstrokes becoming textures with a material relief for vivid and dynamic surfaces."

Ferruccio Laviani

Partendo dai cromatismi di Pigmenti, messi a punto per Lea Ceramiche nel 2022, Ferruccio Laviani rilegge i grafismi delle ceramiche degli anni Sessanta alla luce delle sperimentazioni dell'arte concettuale. Segni su Pigmenti è, dunque, l'esito di un percorso creativo che, uno sguardo al passato e uno al futuro, sperimenta nuovi punti di vista sul presente dell'interior design.

Un progetto ceramico perfettamente complementare a Pigmenti, di cui rilancia il fascino materico ed essenziale. Una capsule collection che esprime un'idea di decorazione nella quale si fondono la seducente matericità della ceramica, le emozioni del colore e la calibrata imperfezione di un tratto grafico che esprime una gestualità sicura e paziente.

Insieme a Pigmenti, Segni offre a progettisti e interior designer un'originale finitura ceramica da interni che sa essere architettonica e decorativa, colta e intuitiva, sofisticata e al tempo stesso di immediata decodifica.

Starting with Pigmenti's colour palette, developed for Lea Ceramiche in 2022, Ferruccio Laviani reinterprets the graphics of 1960s ceramics through the lens of conceptual artistic experimentation. Segni su Pigmenti is, therefore, the result of a creative process that, with one eye on the past and the other on the future, explores new perspectives in today's interior design.


This ceramic project is a perfect complement to Pigmenti, reviving its tactile and minimalist allure. This capsule collection embodies a decorative concept in which the seductive texture of ceramic, the emotional impact of colour, and the meticulous precision of the brushstrokes, which express confidence and patience, come together.

Alongside Pigmenti, Segni provides architects and interior designers with an original ceramic finish for interiors that is both architectural and decorative, refined and intuitive, sophisticated yet easily accessible and understood.





WALL
Segno - Canyon / Segno & Canyon
FLOOR
Pietre Dark 120x120




FLOOR Basalt 100x100
WALL Segno # Canyon / Lichen 100x300





FLOOR Canyon 100x100
WALL Pelic 50x100

FLOOR Ocean 100x100
WALL Goccio Mist





welcome

ESPRESSO BIO	1.2
CAFFE GOURMET	1.2
ORZO	1.5
LATTE DI RISO	1.2
TE VERDE	2.5
SUCCO MELAGRANA	4
COOKIE MIELE BIO	3

WALL
Segno & Lichen / Moss 100x300

FLOOR
Master White 120x120



Goccio Moss / Segno = Harvest



FLOOR
Pumice 100x100

WALL
Goccio Moss / Segno = Harvest

PIGMENTI

design Ferruccio Laviani



FLOOR
Pumice 100x100

WALL
Mauve 100x300



FLOOR
Canyon 100x100

WALL
Sunset 100x300 - Mist 100x300



FLOOR
Ocean

WALL
Pumice

VOLUME
Mauve



FLOOR Canyon 100x100
WALL Harvest 100x300 - Pelt 50x100 - Mosaico Banyon 50



FLOOR Ocean 100x100
WALL Moss 100x300 - Mauve 100x300







FURNITURE COVERING
Harvest

KITCHEN
Mist

EXTERNAL WALL
Sunset 100x300

FLOOR
Piece Dark - 120x120

SIDE STONE



DESK
Cluster Dark 120x278

WALL
Cluster Dark 120x278

WALL
Mosaico Mega

FLOOR
Hidden Mid 120x120 / Hidden Light 120x120



WALL
Cluster Light

FLOOR
Hidden Light 120x120




WALL
Pumice 100x300

WALL
Cluster Light 120x278

WALL
Mosaico Macro

FLOOR
Hidden Mid 120x120








Cluster Dark



WALL Cluster Dark 60x120
FLOOR Hidden Dark 120x120

ANTHOLOGY





WALL
03 Earth 120x278

FLOOR
03 Earth 120x120



FLOOR
04 Gray 120x120

WALL
04 Gray 120x278



FLOOR
02 Desert 120x120

WALL
02 Desert 120x278

BIO ATTITUDE




FLOOR
Cortex 20x120

WALL
Gamma 51 Cotton



MASTERPIECE

design Ferruccio Laviani





FLOOR
Master Coal 120x120


WALL
Piece Light 60x120



Piece Dark



FLOOR Master White 120x120
WALL Piece Siena 30x60 - 60x120



SLIMTECH EASY è il PRIMO sistema **certificato e brevettato** di posa a secco per pavimenti in ceramica. Si posa senza colla e grazie all'esclusivo utilizzo delle lastre Slimtech, rinforzate con fibra di vetro, ha una resistenza superiore a quella offerta da qualunque altro tradizionale sistema di posa.

In soli 7 mm di spessore permette la realizzazione di un nuovo pavimento in gres porcellanato ultraresistente idoneo per ambienti interni con destinazione RESIDENZIALE o COMMERCIALE LEGGERO. Può essere applicato in sovrapposizione e dunque consente di rinnovare senza demolire.

SLIMTECH EASY è unico, perchè utilizza un prodotto dalle prestazioni straordinarie: le lastre in gres porcellanato laminato Slimtech Plus, così come escono dagli stabilimenti. Dunque senza lavorazioni successive e con tutta la garanzia di un processo produttivo di qualità testato da Lea Ceramiche in oltre 15 anni di esperienza e con milioni di metri quadrati venduti nel mondo.

SLIMTECH EASY is the FIRST **certified and patented** dry lay system for ceramic flooring. It is installed without mortar and, thanks to the exclusive use of fibreglass-reinforced Slimtech slabs, it is more durable than any other traditional laying system.

With a thickness of only 7 mm, this system is used for the installation of a new kind of highly durable porcelain stoneware flooring that is perfect for interior RESIDENTIAL or LIGHT COMMERCIAL use. It is possible to renovate without demolishing as it can be laid on pre-existing floors.

SLIMTECH EASY is unique, because it uses a high-performance product: laminated porcelain stoneware Slimtech Plus slabs, exactly as they are when they exit the production line. This means no subsequent processing and the guarantee of a quality manufacturing process tested by Lea Ceramiche in over 15 years of experience and with millions of square meters sold worldwide.

Come si compone il sistema

Assembling the system

1 SILENT
SOUNDPROOFING
MAT



Stendere il materassino di fondo

Una volta verificata la pulizia e la planarità del sottofondo si procede alla stesura su tutta la superficie da pavimentare del materassino fonoassorbente SILENT.

Unroll and extend the base mat

After verifying that the subfloor is clean and level, proceed with laying the SILENT soundproofing mat on the entire floor area.

2 SLIMTECH
plus



Posare le lastre di Slimtech

Quindi posare direttamente e senza uso di collanti le lastre di SLIMTECH scelte tra i colori e le versioni **5plus** e **6plus**.

Lay the Slimtech slabs

Then lay the SLIMTECH slabs, chosen among the colours available in the **5plus** and **6plus** versions, directly on the mat without the use of adhesives.

3 FILLER
FINISHING
SEALANT



Sigillare le fughe

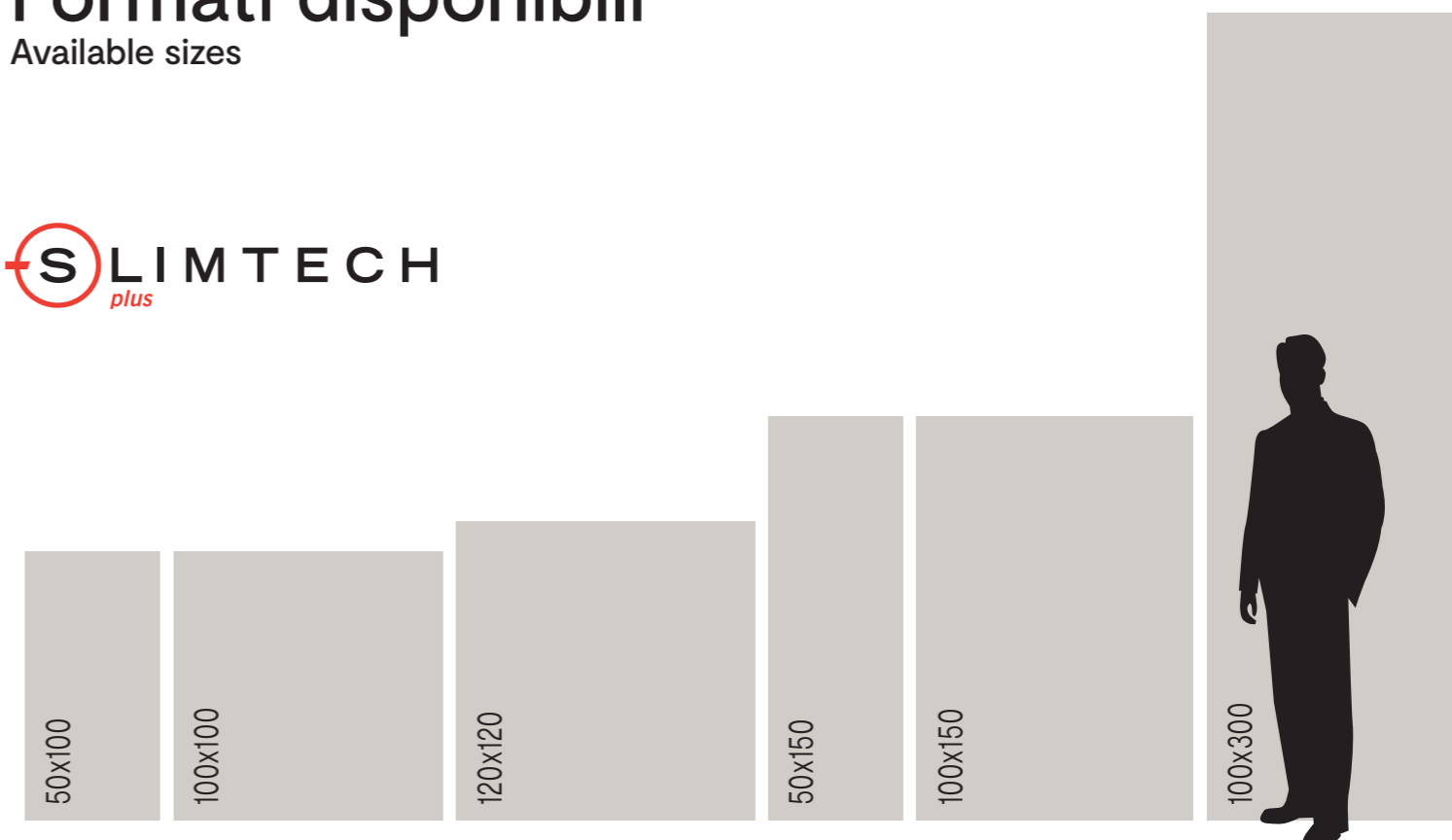
Dopo aver rivestito il pavimento con SLIMTECH è necessario sigillare le fughe tra le lastre con la speciale finitura FILLER. Una volta asciutta questa sigillatura garantirà una perfetta superficie calpestabile e assolutamente impermeabile.

Seal the grout lines

After having laid SLIMTECH on the floor, it is necessary to seal the spaces between the slabs with FILLER. Once dry, this sealant guarantees a perfect walkable and waterproof surface.

Formati disponibili

Available sizes



P R () T E C T ®

Per un abitare sano, sicuro e protetto.

Pavimenti e rivestimenti antibatterici ad altissime performance.

TO LIVE HEALTHILY, SAFE AND SECURE.

Antimicrobial floor and wall coverings with the highest performance.



1. AZIONE POTENTE.

Elimina i batteri e ne impedisce la proliferazione.

POWERFUL ACTION.

Eliminates microbes and prevents their reproduction.



2. PROTEZIONE CONTINUA.

Sempre attivo, 24 ore su 24, con e senza luce solare.

CONTINUOUS PROTECTION.

Always active, 24 hours a day, with and without sunlight.



3. EFFICACIA ETERNA.

Grazie alla tecnologia integrata in modo permanente nel prodotto.

ETERNAL EFFECTIVENESS.

Thanks to the technology permanently integrated into the product.

with MICROBAN®

protect.panariagroup.it



LASTRE CERAMICHE NATE PER ESSERE SOSTENIBILI

Ceramic slabs born to be sustainable

CO₂ NEUTRAL

THINK ZERO É LA RIVOLUZIONE PER UNA CERAMICA SOSTENIBILE

Le lastre ceramiche ultrasottili riducono gli impatti ambientali senza ridurre le performance.

THINK ZERO IS THE REVOLUTION FOR SUSTAINABLE CERAMIC TILES

The ultra-thin ceramic slabs reduce environmental impacts without reducing performance.



NON SOLO MENO SPESSORE

ridotto fino ad un massimo di 3 mm.

LESS THICKNESS
to maximum 3 mm.



-65%

del consumo di
materie prime
of raw materials



-80%

del fabbisogno
di acqua
of water



-30%

delle emissioni di CO₂
in atmosfera
of CO₂ emitted into the
atmosphere



-30%

del fabbisogno
di energia
of energy



-66%

dell'inquinamento
generato da trasporto
of pollution generated
from transport

+

100%

DELLE EMISSIONI DI CO₂ COMPENSATE** (13,14 kg/mq)

Alta resistenza, alte prestazioni, sostenibilità e nessun compromesso.

COMPENSATION OF CO₂ EMISSIONS** (13.14 kg/sqm)

High resistance, outstanding performance, sustainability and no compromises.

* I dati fanno riferimento a un prodotto a spessore sottile, confrontato con un nostro grès porcellanato di spessore tradizionale. / The data refers to ultra-thin slabs when compared to our standard-thickness porcelain stoneware tile.

** Dalla partecipazione a progetti internazionali di abbattimento della CO₂ nelle città più inquinate. Scopri di più su panariagroup.it/think-zero. / From participation in international projects of reduction of CO₂ in the most polluted cities. Learn more on panariagroup.it/en/think-zero.



SLIMTECH



panariagroup.it/think-zero

Segni su Pigmenti.


design Ferruccio Laviani



Varianti / Variations

Disponibili in tutti i colori di Pigmenti / Available in all Pigmenti colors


Segno &



Segno =



Segno +



Segno #



Goccio



Formati / Sizes ^{RT}

Fondi/Plain Tiles



50x100cm
19 1/2" x 39"

3,5mm

solo pareti interne/only internal walls

Pigmenti.

design Ferruccio Laviani

Colori / Colors



EXPLORE IN 360°
ON REAL.LEACERAMICHE.COM


Formati / Sizes ^{RT}



Fondi/Plain Tiles



100x300cm
39" x 118"
nat
3,5mm



100x100cm
39" x 39"
nat
3,5mm



50x100cm
19 1/2" x 39"
nat
3,5mm

Mosaici / Mosaics

Mosaico 50



24,9x50cm
10" x 19 1/2"
nat
3,5mm

Banyon 50 / Basalt + Canyon
Chasalt 50 / Chalk + Basalt
Lichalk 50 / Lichen + Chalk
Mauss 50 / Mauve + Moss
Harean 50 / Harvest + Ocean

Mosaico 25



24,9x24,9cm
10" x 10"
nat
3,5mm

Banyon 25 / Basalt + Canyon
Chasalt 25 / Chalk + Basalt
Lichalk 25 / Lichen + Chalk
Mauss 25 / Mauve + Moss
Harean 25 / Harvest + Ocean

Listello 50



8,2x50cm
3 1/4" x 19 1/2"
nat
3,5mm

Basalt Canyon
Chalk Lichen

Mauve Moss
Harvest Ocean

Listello 25



8,2x24,9cm
3 1/4" x 10"
nat
3,5mm

Basalt Canyon
Chalk Lichen

Mauve Moss
Harvest Ocean

Gres porcellanato laminato rinforzato con fibra di vetro
/Laminated porcelain stoneware reinforced with fibreglass
Spessore/thickness: 3,5mm

Gres porcellanato laminato rinforzato in fibra di vetro
Porcelain stoneware reinforced with fibreglass
Spessore/thickness: 3,5mm


PROTECT
SUPERFICIE ANTIBATTERICA
ANTIMICROBIAL SURFACE
with MICROBAN®

Side Stone.



Colori / Colors

Hidden



Cluster



1. **RUVIDITÀ RIDOTTA E SUPERFICIE MORBIDA AL TATTO.**
Reduced roughness and soft-touch surface.

2. **GRADO DI RESISTENZA ALLO SCIVOLAMENTO - R10.**
Slip resistance rating - R10.

3. **FACILE DA PULIRE E MANUTENERE.**
Easy to clean and maintain.

Safetouch
Surface technology
Nat

Anthology.




Colori / Colors



Formati / Sizes



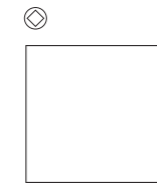
Fondi/Plain Tiles



120x278cm
48"x109^{1/2}"
Nat Hidden / Cluster
6mm

Formati / Sizes

Fondi/Plain Tiles

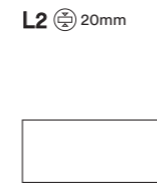


120x120cm
48"x48"
Nat Hidden / Cluster
9mm



60x120cm
24"x48"
Nat, Grip Hidden / Cluster
9mm

Fondi/Plain Tiles



60x120cm
24"x48"
Grip Cluster
No Protect



60x60cm
24"x24"
Nat, Grip Hidden / Cluster
9mm



30x60cm
12"x24"
Nat Hidden / Cluster
9mm

Mosaici/Mosaics



Mosaico 36



30x30cm
12"x12"
Hidden / Cluster
9mm

Disponibile in tutti i colori
/ all colors available

Micro



30x30 cm
12"x12"
Mix Cluster
9mm

Macro



30x30 cm
12"x12"
Mix Cluster
9mm

Mega



30x30 cm
12"x12"
Mix Cluster
9mm

Formati speciali/Special sizes



Gamma 72



49,8x14,5cm
19^{1/2}"x5^{3/4}"
Cluster
9mm



EXPLORE IN 360°
ON REAL.LEACERAMICHE.COM

Gres porcellanato laminato
Laminated porcelain stoneware
Spessore/thickness: 6mm

Gres porcellanato
Porcelain stoneware
Spessore/thickness: 9mm

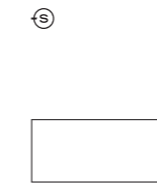
Gres porcellanato spessorato
Extra thick porcelain stoneware
Spessore/thickness: 20mm

PROTECT
SUPERFICIE ANTIBATTERICA
ANTIMICROBIAL SURFACE
with MICROBAN®

Formati / Sizes



Fondi/Plain Tiles



60x120cm
24"x48"



120x120cm*
48"x48"




120x278cm
48"x109^{1/2}"

* Disponibile in **Slimtech 6plus**
rinforzato con fibra di vetro
Available in **Slimtech 6plus**
reinforced with fibreglass

Formati / Sizes

Fondi/Plain Tiles



30x60cm
12"x24"
NATURAL/
WORN/
ROUGH

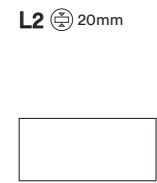


60x60cm
24"x24"
NATURAL/
WORN/
ROUGH



60x120cm
24"x48"
NATURAL/
WORN/
ROUGH

Fondi/Plain Tiles



60x120cm
24"x48"
ROUGH L2

Formati speciali/Special sizes



Gamma 72



49,8x14,5cm
19^{1/2}"x5^{3/4}"
NATURAL



EXPLORE IN 360°
ON REAL.LEACERAMICHE.COM

Gres porcellanato laminato
Laminated porcelain stoneware
Spessore/thickness: 6mm

Gres porcellanato
Porcelain stoneware
Spessore/thickness: 9,5mm

Gres porcellanato spessorato
Extra thick porcelain stoneware
Spessore/thickness: 20mm

PROTECT
SUPERFICIE ANTIBATTERICA
ANTIMICROBIAL SURFACE
with MICROBAN®



Colori / Colors



Formati / Sizes ^{LR²}

Fondi/Plain Tiles



30x120cm
12"x48"
NAT

20x120cm
8"x48"
NAT

Fondi/Plain Tiles

L2* 20mm



40x120cm
16"x48"
GRIP

* No Protect

Decori/Decors

Gamma 51
special size



9,5x54 cm
3^{3/4}"x21^{1/4}"

Rail 3D mosaic



28,5x120 cm
11^{1/4}"x48"

Rail 3D Bright (Cotton/Almond)
Rail 3D Light (Almond/Amber)
Rail 3D Mid (Amber/Barrel)
Rail 3D Dark (Barrel/Cortex)



EXPLORE IN 360°
ON REAL.LEACERAMICHE.COM

Gres porcellanato
Porcelain stoneware
Spessore/thickness: 9,5mm

Gres porcellanato spessorato
Extra thick porcelain stoneware
Spessore/thickness: 20mm

PR()TECT
SUPERFICIE ANTIBATTERICA
ANTIMICROBIAL SURFACE
with MICROBRI[®]



Colori / Colors

Master



Piece



Formati / Sizes ^{LR²}

Fondi/Plain Tiles



30x60cm
12"x24"
MASTER NAT
PIECE NAT

60x60cm
24"x24"
MASTER NAT/GRIP*
PIECE NAT

60x120cm
24"x48"
MASTER NAT/GRIP*
PIECE NAT

120x120cm
48"x48"
MASTER NAT
PIECE NAT

Fondi/Plain Tiles

L2** 20mm



60x120cm
24"x48"
MASTER GRIP*

* Escluso Master Brown - Except Master Brown

** Protezione antibatterica non presente
No antimicrobial protection

Mosaici/Mosaics

Mosaico 36



30x30 cm
12"x12"
MASTER

Mosaico Chip



30x30 cm
12"x12"
PIECE

1. RUVIDITÀ RIDOTTA E SUPERFICIE MORBIDA AL TATTO.
Reduced roughness and soft-touch surface.

2. GRADO DI RESISTENZA ALLO SCIVOLAMENTO - R10.
Slip resistance rating - R10.

3. FACILE DA PULIRE E MANUTENERE.
Easy to clean and maintain.

Safetouch
Surface technology
Nat




EXPLORE IN 360°
ON REAL.LEACERAMICHE.COM

Gres porcellanato
Porcelain stoneware
Spessore/thickness: 9mm

Gres porcellanato spessorato
Extra thick porcelain stoneware
Spessore/thickness: 20mm

PR()TECT
SUPERFICIE ANTIBATTERICA
ANTIMICROBIAL SURFACE
with MICROBRI[®]



Waterfall.



LEA

CERAMICHE

Waterfall.

LEA
CERAMICHE



01.

Materia plasmata dal tempo, in continuo mutamento.

Material modelled by time, continuously changing.



Introduction.

Waterfall è materia che cambia: è una sfida al tempo e agli elementi, perché dal tempo e dagli elementi si lascia plasmare senza sosta. Ispirata all'ardesia, Waterfall coglie il sedimento roccioso nel suo massimo grado estetico, quando texture e colore, venature e irregolarità formano un tutto armonico.

Molto più di una collezione ceramica, Waterfall è un sistema di superfici sviluppato in 3 tecnologie produttive e in altrettanti spessori, per infinite possibilità applicative.

Dalle lastre sottili 100x300 cm di Slimtech fino alle superfici per esterno in 2 cm di spessore di L2, ogni esigenza progettuale trova risposta: facciate, pavimenti e rivestimenti interni ed esterni, zone ad alto calpestio, aree carrabili e bordi piscina.

Waterfall is material that changes: it is a challenge against time and the elements, because it lets itself be continuously modelled by time and the elements. Inspired by slate, Waterfall embraces the rocky sediment in its supreme aesthetic expression, when textures and colours, veining and irregularities come together in harmony.

So much more than a ceramic collection, Waterfall is a system of surfaces developed in 3 production technologies and just as many thicknesses, for infinite applicative possibilities.

From the thin Slimtech 100x300 cm slabs to the 2 cm thick outdoor surfaces of L2, satisfying all design requirements: façades, flooring, internal and outdoor coverings, high traffic areas, driveways and pool edges.





02.



Colori Slimtech / Slimtech Colors

- 01. Ivory Flow
- 02. Silver Flow
- 03. Gray Flow
- 04. Dark Flow

Materiale / Material
Gres porcellanato laminato /
Laminated porcelain stoneware
5,5 mm

Finiture / Finishes
nat

Formati / Sizes
50x100cm 19^{1/2}"x39"
100x100cm 39"x39"
100x300cm 39"x118"



Colori Gres / Stoneware Colors

- 01. Ivory Flow
- 02. Silver Flow
- 03. Gray Flow
- 04. Dark Flow

Materiali / Materials
Gres porcellanato /
Porcelain stoneware
9,5mm

Finiture / Finishes
nat
lapp
grip

Formati / Sizes
90x90cm 36"x36"
45x90cm 18"x36"
60x120cm 24"x48"
60x60cm 24"x24"
30x60cm 12"x24"

Formati speciali /
Special sizes
Gamma 72
49,8x14,5cm 19^{1/2}"x5^{3/4}"
Gamma 66 sx/dx
16,9x39,2cm 6^{5/8}"x15^{3/8}"
Gamma 16 sx/dx
8,3x19,5cm 3^{1/4}"x7^{5/8}"

Gres spessorato L2 /
Extra thick porcelain
stoneware L2 - 20mm

Formati / Sizes
60x60cm 24"x24"
90x90cm 36"x36"
45x90cm 18"x36"

Colors.





Mosaici / Mosaics

- 01. Mosaico 36
- 02. Muretto
- 03. Mosaico 3D
- 04. Brick

Materiale / Material
Gres porcellanato /
Porcelain stoneware
9,5mm


Formato / Size

Mosaico 36	
30x30 cm	12"x12"
Mosaico 3D	
30x60 cm	12"x24"
Muretto	
30x60 cm	12"x24"
Brick	
30x60 cm	12"x24"

Le infinite combinazioni di colori, superfici e spessori di questa collezione 3-Tech Project si arricchiscono di quattro mosaici su rete: le intramontabili tessere quadrate, il muretto di listelli sfalsati in modo irregolare e il classico mattone posato al mezzo; fino al Mosaico 3D, disposto su più livelli, dal marcato effetto di tridimensionalità.

The infinite combinations of colours, surfaces and thicknesses of this 3-Tech Project collection are enriched by four mesh-mounted mosaics: the timeless square tiles, the wall of irregularly offset listels and the classic middle laid brick; right up to the 3D Mosaic arranged on several levels, with a distinct three-dimensional effect.

Mosaics.





03.

The Collection.

03a.

Ivory Flow.

WALL
Ivory Flow 100x300
Dark Flow 100x300

FLOOR
Gray Flow 100x100





Ivory Flow declina il riferimento naturale in un caldo e luminoso color avorio che asseconda il temperamento della luce. Perfetto nella continuità cromatica di pavimento e rivestimento, Ivory Flow è protagonista anche di abbinamenti più ricercati con gli altri colori della collezione.

Ivory Flow expresses natural reference in a warm and luminous ivory colour which indulges the temperament of light. Perfect for colour continuity between floor and coverings, Ivory Flow also triumphs in the most original matchings, with other colours from the collection.

WALL
Mosaico 3D Ivory Flow lapp

FLOOR
Ivory Flow 90x90 nat



FLOOR
Ivory Flow 90x90 nat

WALL
Nest Etagonno + Triangolo 25



WALL
Nest Etagonno + Triangolo 25

FLOOR
Dark Flow 60x120 lapp



03b.

I tre grigi che completano la paletta colori, neutri e accordabili tra loro, scandiscono altrettante tappe del naturale processo di ossidazione della pietra, una materia che non cessa di evolvere. Nel massimo formato di Slimtech la sofisticata texture minerale trova la sua espressione più compiuta.

The three greys which complete the colour palette are neutral, combinable and express just as many steps in the natural stone oxidation process, a material which never stops evolving. The sophisticated mineral texture achieves its supreme expression in the maximum Slimtech format.

Silver Flow.

WALL
Silver Flow 100x300

FLOOR
Silver Flow 100x300





FLOOR
Silver Flow 100x300





Waterfall presenta una moderata variabilità cromatica che nei quattro mosaici disponibili si traduce in un piacevole alternarsi di sfumature. Luminoso e discreto, Silver Flow è un grigio privo di dominanti, adatto agli spazi residenziali più intimi come alle grandi superfici pubbliche.

Waterfall presents a moderate colour variability which in the four available mosaics translates into the pleasant alternation of shades. Luminous and discrete, Silver Flow is a non-dominant grey that is suitable for the most intimate residential interiors as well as large public surfaces.



Silver Flow 60x120 nat

03c.

Gray Flow.

Twist - Gramma 66 dx Gray Flow





FLOOR
Gray Flow 100x100

COUNTER
Dark Flow 100x300

Gray Flow e Dark Flow, un intenso grigio e un antracite in cadenza perfetta, definiscono la personalità di ogni ambiente, unendo forza di carattere ed eleganza. Leggero e flessibile, versatile e resistente Slimtech estende il campo di applicazione della ceramica anche all'arredamento.

Gray Flow and Dark Flow, an intense grey and a perfectly cadenced anthracite, define the personality of all environments, combining strength of character and elegance. Lightweight and flexible, versatile and resistant, Slimtech extends the field of ceramic application to furniture too.

FLOOR
Gray Flow 100x100

WALL
Dark Flow 100x300

COUNTER
Dark Flow 100x300





Chevron - Gramma 72 Gray Flow

03d.

Profondo ed elegante, Dark Flow è il colore che meglio interpreta lo spirito di questa collezione ispirata all'ardesia. Una pietra ceramica di assoluto realismo, stratificata e armonica, percorsa da suggestioni minerali attinte da pregiate quarziti brasiliane; in versione lappata si fa morbida al tatto e guadagna una pacata lucentezza.

Profound and elegant, Dark Flow is the colour which best interprets the spirit of this collection inspired by slate. A supremely realistic ceramic stone, stratified, harmonious and brimming with mineral suggestions drawn from refined Brazilian quartzites; in the honed version it is soft to the touch and characterised by a subtle shine.

Dark Flow.

WALL
Dark Flow 30x60 lapp
Mosaico 36 Dark Flow lapp

FLOOR
Dark Flow 60x60 lapp





Dark Flow 60x60 lapp



Mosaico 36 Dark Flow lapp



FLOOR
Gray Flow 100x100

WALL
Ivory Flow 100x300
Dark Flow 100x300

COUNTER
Dark Flow 100x300



Come le altre composizioni a moduli sfusi, Basket combina parallelogrammi di misure e colori diversi, in contrasto più o meno marcato tra loro. L'intreccio che si viene a creare fonde movimenti opposti tra loro, in un decoro dalle proporzioni scenografiche che seduce lo sguardo.

As with the other unpackaged modules, Basket combines parallelograms of different sizes and colours which are more or less contrasting. The resulting weave incorporates opposite movements, in a decoration of scenographic proportions which captivates the gaze.

Dark Flow 60x120 lapp



WALL
Dark Flow 100x300

FLOOR
Gray Flow 100x100

03e.

Prodotto anche in tecnologia L2, Waterfall prevede soluzioni in 2 cm di spessore progettate per il design degli spazi outdoor. L'apposita superficie antiscivolo dei tre formati disponibili (fino al 90x90 cm) esalta il carattere minerale della collezione, rinsaldando l'antico legame tra architettura e contesto naturale.

L2 resiste al gelo e agli sbalzi termici, preserva materia e colore inalterati nel tempo e consente una perfetta coerenza estetica tra ambienti interni e spazi esterni.

Also produced in L2 technology, Waterfall is available in 2 cm thick solutions, designed for outdoor areas. The special anti-slip surface of all three available formats (up to 90x90 cm) exalts the collection's mineral character, reinforcing the ancient bond between architecture and natural surroundings.

L2 is resistant against the cold and temperature changes; it preserves material and colour which remain unaltered over time, and enables perfect aesthetic coherence between interiors and outdoor spaces.

Outdoor.



Ivory Flow L2 45x90 grip - Silver Flow L2 special trims



Ivory Flow L2 45x90 grip - Silver Flow L2 special trims






WALL
Nest Etagonno + Triangolo 25


FLOOR
Dark Flow 60x120 lapp

Colori / Colors



Ivory Flow





Silver Flow



Gray Flow



Dark Flow



Formati Slimtech / Slimtech Sizes ^{LR7}



Gres porcellanato laminato rinforzato con fibra di vetro
/Laminated porcelain stoneware reinforced with fibreglass
Spessore/thickness: 5,5mm / slimtech 5plus

PROTECT
ANTIBATTERICO - ANTIMICROBIAL



50x100cm
19^{1/2}"x39"
NAT

100x100cm
39"x39"
NAT


100x300cm
39"x118"
NAT

Formati Gres / Stoneware Sizes ^{LR7}



Gres porcellanato / Porcelain stoneware
Spessore/thickness: 9,5mm

PROTECT
ANTIBATTERICO - ANTIMICROBIAL



30x60cm
12"x24"
NAT / LAPP

60x60cm
24"x24"
NAT / LAPP /
GRIP

60x120cm
24"x48"
NAT / LAPP

45x90cm
18"x36"
NAT / LAPP

90x90cm
36"x36"
NAT / LAPP

*Spessore/thickness: 20mm



60x60cm
24"x24"
GRIP

90x90cm
36"x36"
GRIP

45x90cm
18"x36"
GRIP

* Protezione antibatterica non presente
No antimicrobial protection

Finiture / Finishes

Nat



residenziale
residential



commerciale leggero
light commercial



commerciale intensivo
intensive commercial

Finiture / Finishes

Nat



residenziale
residential



commerciale leggero
light commercial



commerciale intensivo
intensive commercial

Lapp



residenziale
residential



commerciale leggero
light commercial



commerciale intensivo
intensive commercial

Grip



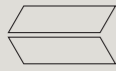
esterno
outdoor

Formati speciali / Special sizes



Gramma 72*

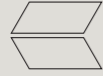
Ivory Flow
Silver Flow
Gray Flow
Dark Flow



14,5x49,8cm
5^{45/64}"x19^{1/2}"
NAT

Gramma 66 sx/dx*

Ivory Flow
Silver Flow
Gray Flow
Dark Flow



16,9x39,2cm
6^{5/8}"x15^{3/8}"
NAT

Gramma 16 sx/dx*

Ivory Flow
Silver Flow
Gray Flow
Dark Flow



8,3x19,5cm
3^{1/4}"x7^{5/8}"
NAT


* Realizzato con sistema di taglio a disco senza bisello. L'eventuale presenza di leggere irregolarità del bordo o di scostamenti dimensionali fino ad 1 mm è da ritenersi conforme.

Made with a disc cutting system without a bevel. Any slight irregularities of the edge or size deviations of up to 1 mm should be regarded as compliant.


Réalisé avec un système de découpe à disque sans biseau. L'éventuelle présence de légères irrégularités du bord ou de différences de dimension jusqu'à 1 mm est tout à fait conforme.

Mit einem Scheibenschnittsystem ohne Fase hergestellt. Eventuelle leichte Unregelmäßigkeiten an der Kante und Größenabweichungen bis zu 1 mm sind als konform anzusehen.

Composizioni a moduli sfusi / Tile layouts in loose modules



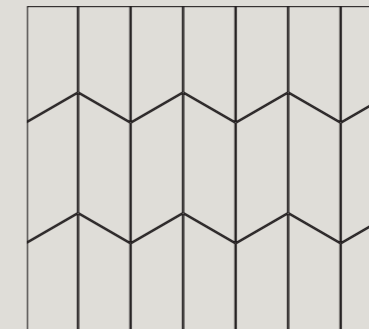
BASKET* Gramma 66 SX 67%
Gramma 16 DX 33%



TWIST* Gramma 66 DX 100%



CHEVRON* Gramma 72 100%



ARROW* Gramma 66 DX 50% - SX 50%

Mosaici / Mosaics

Muretto

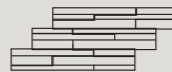
Ivory Flow
Silver Flow
Gray Flow
Dark Flow



30x60 cm
12"x24"
NAT / LAPP

Muretto 3D

Ivory Flow
Silver Flow
Gray Flow
Dark Flow



30x60 cm
12"x24"
NAT / LAPP

Brick

Ivory Flow
Silver Flow
Gray Flow
Dark Flow



30x60 cm
12"x24"
NAT / LAPP












Mosaico 36

Ivory Flow
Silver Flow
Gray Flow
Dark Flow








30x30 cm
12"x12"
NAT





Fondi / Plain tiles

		Ivory Flow	Silver Flow	Gray Flow	Dark Flow	
100x300cm 39"x118"	 5,5mm	LSAWF20	LSAWF30	LSAWF10	LSAWF00	
100x100cm 39"x39"	 5,5mm	LSCWF20	LSCWF30	LSCWF10	LSCWF00	
50x100cm 19 1/2"x39"	 5,5mm	LS9WF20	LS9WF30	LS9WF10	LS9WF00	
60x120cm 24"x48"	 9,5mm	NAT	LGXWF20	LGXWF30	LGXWF10	LGXWF00
		LAPP	LGXWFX2	LGXWFX3	LGXWFX1	LGXWFX0
60x60cm 24"x24"	 9,5mm	NAT	LGWWFN2	LGWWFN3	LGWWFN1	LGWWFN0
		LAPP	LGWWFX2	LGWWFX3	LGWWFX1	LGWWFX0
		GRIP	LGWWF20	LGWWF30	LGWWF10	LGWWF00
30x60cm 12"x24"	 9,5mm	NAT	LGVWFN2	LGVWFN3	LGVWFN1	LGVWFN0
		LAPP	LGVWFX2	LGVWFX3	LGVWFX1	LGVWFX0
90x90cm 36"x36"	 9,5mm	NAT	LGGWFN2	LGGWFN3	LGGWFN1	LGGWFN0
		LAPP	LG9WFX2	LG9WFX3	LG9WFX1	LG9WFX0
45x90cm 18"x36"	 9,5mm	NAT	LGGWFN2	LGGWFN3	LGGWFN1	LGGWFN0
		LAPP	LGGWFX2	LGGWFX3	LGGWFX1	LGGWFX0
60x60cm 24"x24"	 20mm	GRIP	LGWK2W5	LGWWF36	LGWK2W3	LGWK2W1
90x90cm 36"x36"	 20mm	GRIP	LG9K220	LG9K230	LG9K210	LG9K200
45x90cm 18"x36"	 20mm	GRIP	LGGK220	LGGK230	LGGK210	LGGK200

Formati speciali / Special sizes

		Ivory Flow	Silver Flow	Gray Flow	Dark Flow
Gamma 72 14,5x49,8cm 5 45/64"x19 1/2"	 9,5mm NAT	LGZWF2	LGZWF3	LGZWF1	LGZWF0
Gamma 66 sx 16,9x39,2cm 6 5/8"x15 3/8"	 9,5mm NAT	LGZWFS2	LGZWFS3	LGZWFS1	LGZWFS0
Gamma 66 dx 16,9x39,2cm 6 5/8"x15 3/8"	 9,5mm NAT	LGZWF2	LGZWF3	LGZWF1	LGZWF0
Gamma 16 sx 8,3x19,5cm 3 1/4"x7 5/8"	 9,5mm NAT	LGOWFS2	LGOWFS3	LGOWFS1	LGOWFS0
Gamma 16 dx 8,3x19,5cm 3 1/4"x7 5/8"	 9,5mm NAT	LGOWFD2	LGOWFD3	LGOWFD1	LGOWFD0

Mosaici / Mosaics

		Ivory Flow	Silver Flow	Gray Flow	Dark Flow	
Muretto	 30x60cm 12"x24"	NAT	LG9WFM7	LG9WFM8	LG9WFM6	LG9WFM5
		LAPP	LG9WFM2	LG9WFM3	LG9WFM1	LG9WFM0
Muretto 3D	 30x60cm 12"x24"	NAT	LGVWFD7	LGVWFD8	LGVWFD6	LGVWFD5
		LAPP	LGVWFD2	LGVWFD3	LGVWFD1	LGVWFD0
Brick	 30x60cm 12"x24"	NAT	LGVWF25	LGVWF35	LGVWF15	LGVWF05
		LAPP	LGVWF20	LGVWF30	LGVWF10	LGVWF00
Mosaico 36	 30x30 cm 12"x12"	NAT	LGCWF25	LGCWF35	LGCWF15	LGCWF05
		LAPP	LGCWF20	LGCWF30	LGCWF10	LGCWF00


*superfici mixate: nat + dot + line + mark / Mixed surfaces: nat + dot + line + mark







Pezzi Speciali / Trims

Spessore/thickness: 9,5mm

 gres porcellanato

Ivory Flow Silver Flow Gray Flow Dark Flow



Sezione gradino 4cm / 1 ⁹ / ₁₆ "							
Battiscopa		10x60cm 4"x24" rett	NAT	LGBWFN2	LGBWFN3	LGBWFN1	LGBWFN0
			LAPP	LGBWFL2	LGBWFL3	LGBWFL1	LGBWFL0
Gradino Plus*		35x120cm 13 ³ / ₄ "x48" rett	NAT	LG8WF20	LG8WF30	LG8WF10	LG8WF00
			LAPP	LG8WF70	LG8WF80	LG8WF60	LG8WF50
Angolo dx Gradino Plus*		35x120cm 13 ³ / ₄ "x48" rett	NAT	LG8WF21	LG8WF31	LG8WF11	LG8WF01
			LAPP	LG8WF71	LG8WF81	LG8WF61	LG8WF51
Angolo sx Gradino Plus*		35x120cm 13 ³ / ₄ "x48" rett	NAT	LG8WF22	LG8WF32	LG8WF12	LG8WF02
			LAPP	LG8WF72	LG8WF82	LG8WF62	LG8WF52
Gradino Plus*		35x60cm 13 ³ / ₄ "x24" rett	GRIP	LG2WF20	LG2WF30	LG2WF10	LG2WF00
Angolo Gradino Plus*		35x60cm 13 ³ / ₄ "x24" rett	GRIP	LG2WF21	LG2WF31	LG2WF11	LG2WF01












Pezzi Speciali / Trims

Spessore/thickness: 20mm

 L2

Ivory Flow Silver Flow Gray Flow Dark Flow



Griglia*		15x45cm 6"x18" rett	GRIP	LGDK2Z2	LGDK2Z3	LGDK2Z1	LGDK2Z0
Griglia Angolare sx*		15x45cm 6"x18" rett	GRIP	LGDK2A5	LGDK2A7	LGDK2A3	LGDK2A1
Griglia Angolare dx*		15x45cm 6"x18" rett	GRIP	LGDK2A4	LGDK2A6	LGDK2A2	LGDK2A0
Costa Toro*		30x90cm 12"x36" rett	GRIP	LGFK2F2	LGFK2F3	LGFK2F1	LGFK2F0
Costa Toro Angolare sx*		30x90cm 12"x36" rett	GRIP	LGFK2K5	LGFK2K7	LGFK2K3	LGFK2K1
Costa Toro Angolare dx*		30x90cm 12"x36" rett	GRIP	LGFK2K4	LGFK2K6	LGFK2K2	LGFK2K0
Costa Retta*		30x90cm 12"x36" rett	GRIP	LGFK2C2	LGFK2C3	LGFK2C1	LGFK2C0
Costa Retta Angolare sx*		30x90cm 12"x36" rett	GRIP	LGFK2D5	LGFK2D7	LGFK2D3	LGFK2D1
Costa Retta Angolare dx*		30x90cm 12"x36" rett	GRIP	LGFK2D4	LGFK2D6	LGFK2D2	LGFK2D0
Costa Toro Step*		30x90cm 12"x36" rett	GRIP	LGFK2J2	LGFK2J3	LGFK2J1	LGFK2J0
Costa Retta Step*		30x90cm 12"x36" rett	GRIP	LGFK2G2	LGFK2G3	LGFK2G1	LGFK2G0

* Su richiesta. Per maggiori informazioni circa quantità minime e tempi di consegna rivolgersi all'ufficio commerciale. / Upon request. For more information about minimum quantities and delivery times please contact the sales department.



P R () T E C T

L'esclusiva tecnologia Panariagroup per pavimenti e rivestimenti antibatterici ad altissime performance. Per un abitare sano, sicuro e protetto.

The exclusive Panariagroup technology for antimicrobial floor and wall coverings with the highest performance. To live healthy, safe and secure.



Azione potente.
Elimina i batteri e ne impedisce la proliferazione
Powerful action.
Eliminates microbes and prevents their reproduction



Efficacia eterna.
Grazie alla tecnologia integrata in modo permanente nel prodotto
Eternal effectiveness.
Thanks to the technology permanently integrated into the product



Protezione continua.
Sempre attivo, 24 ore su 24, con e senza luce solare
Continuous protection.
Always active, 24 hours a day, with and without sunlight



Qualità garantita
dalla partnership
CON MICROBAN®
Guaranteed quality
by the partnership
with MICROBAN®


PANARIAgroup®
www.protect.panariagroup.it

LASTRE CERAMICHE SOTTILI DI QUALITÀ SUPERIORE.

Gres porcellanato laminato in grande formato: un materiale leggero, versatile e resistente per nuove prospettive progettuali nel mondo dell'architettura e dell'abitare.

/ SUPERIOR QUALITY THIN CERAMIC SLABS.

Large-sized laminated porcelain stoneware: a light, resistant and versatile product for new design perspectives in the world of architecture and housing.



1. Massimi standard qualitativi e prestazionali. Grazie all'utilizzo di materie prime pregiate

/ Highest standards in quality and performance. Thanks to the use of the best raw materials

2. Lastre supercompatte ed elastiche. Grazie a un processo di pressatura unico

/ Highly compact and elastic slabs. Thanks to a unique pressing process

3. Eccellente resa estetica dei materiali. Grazie a tecniche esclusive di lavorazione delle superfici

/ Excellent aesthetic look of the products. Thanks to exclusive surface treatment technologies

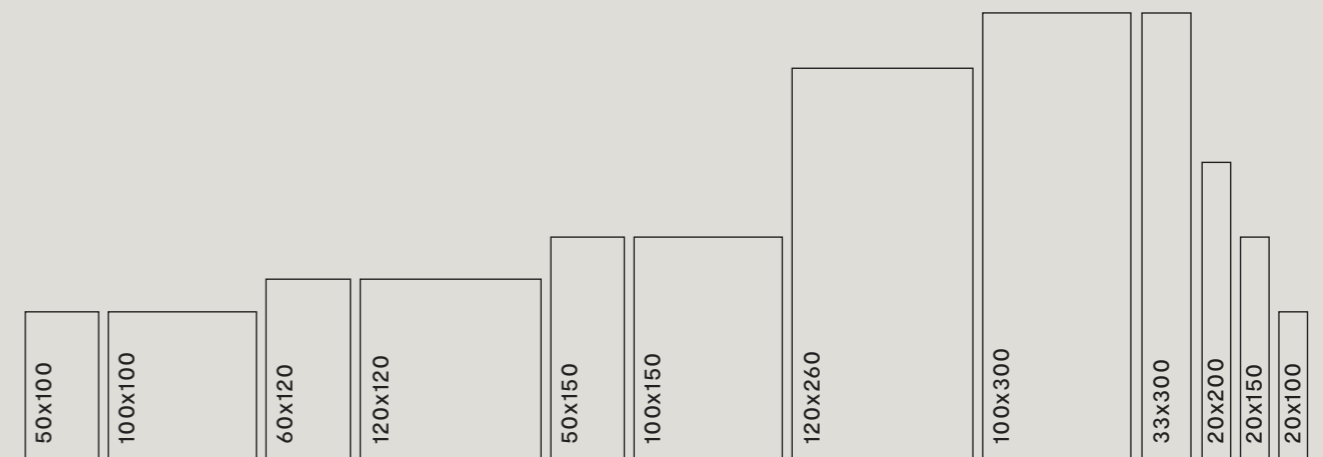
4. Straordinaria extra-resistenza. Grazie al rinforzo in fibra di vetro

/ Extraordinary added resistance. Thanks to the reinforcing fibreglass mesh

5. Alta sostenibilità ambientale. Meno materie prime utilizzate, minor consumo di acqua ed energia, minori emissioni di CO₂

/ Highly Eco-friendly. Less raw materials used, lower water and energy consumption and lower CO₂ emissions

Formati / Sizes (cm)



SLIMTECH

6mm

Sottile e resistente.

Thin and resistant.

SLIMTECH

3.5mm

SLIMTECH

5.5mm



Ultrasottile e ultraresistente. Con rinforzo in fibra di vetro.

Ultra-thin and ultra-resistant. With fibreglass mesh reinforcement.

GRES PORCELLANATO 20MM PER OUTDOOR.

Garantisce infinite soluzioni applicative senza il rischio di rotture ed è ideale per la continuità estetica tra gli ambienti interni e quelli esterni. Resistente al gelo e agli sbalzi termici, presenta elevate caratteristiche antiscivolo, preserva la materia e il colore inalterati nel tempo ed è facile da pulire.

/20 MM THICK PORCELAIN STONEWARE FOR OUTDOORS.

It guarantees infinite application solutions without the risk of cracks and is ideal for ensuring aesthetic continuity between indoor and outdoor spaces. Resistant to freezing and changes in temperature, it has notable non-slip properties, maintains the material and the colours intact over time, and is easy to clean.

Vantaggi / Plus

1. Altissima resistenza ai carichi di rottura.

/ Highly resistant to heavy loads.

2. Elevata resistenza meccanica.

/ Superior mechanical strength.

3. Elevata resistenza allo scivolamento.

/ High slip resistance.

4. Resistente al gelo.

/ Frost-resistant.

5. Resistente al fuoco.

/ Fire resistant.

6. Resistente agli sbalzi termici, agli agenti atmosferici, agli acidi, alle muffe e al sale.

/ Resistant to thermal shock, atmospheric agents, acids, mould and salt.

7. Eccezionale resistenza alle macchie.

/ Exceptional resistance to stains.

8. Carrabile quando incollato su massetto.

/ Resistant to vehicular passage when applied to a screed with adhesives.

9. Facile da installare, rimuovere e riutilizzare.

/ Easy to install, remove and reuse.

10. Facile da pulire.

/ Easy to clean.

11. Eterno: materia e colori stabili nel tempo.

/ Eternal: the product and its colours are stable over time.

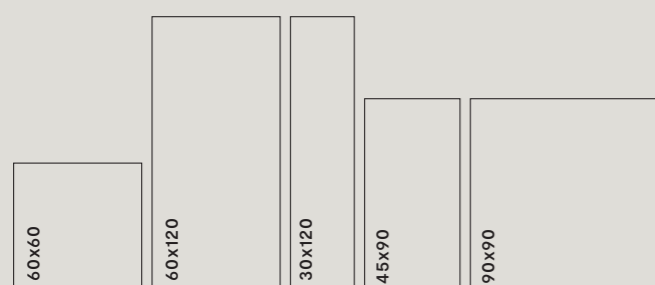
12. Ecologico: creato nel rispetto e per la salvaguardia dell'ambiente.

/ Eco-friendly: manufactured in a way which respects and sustains the environment.

13. Abbinabile ai prodotti da interno per un perfetto coordinamento estetico senza interruzioni.

/ Can be combined with products for interior spaces seamlessly and without interruptions.

Formati / Sizes (cm)



Caratteristiche tecniche / Technical characteristics



Gres porcellanato laminato UGL
rinforzato con fibra di vetro
/Laminated porcelain stoneware UGL
reinforced with fibreglass
SLIMTECH 5,5mm

Conforme/according to:
ISO 13006 G (Gruppo/Group Bla) / EN 14411 G (Gruppo/Group Bla UGL)
ANSI A137.3 (**gauged porcelain tiles /panels /slabs)

	Metodo di prova /Test method	Requisiti prescritti /Required values	Valori medi /Average values
Assorbimento d'acqua /Water absorption	ISO 10545-3 ASTM C373	≤ 0,5%	0,1%
Resistenza a flessione /Modulus of rupture	ISO 10545-4 ASTM C1505	≥ 35 N/mm ² ≥ 6.000 PSI	50 N/mm ² ≥ 6.000 PSI
Resistenza all'abrasione profonda /Resistance to deep abrasion	ISO 10545-6 ASTM C1243	≤ 175 mm ³	Conforme/conforms
Dilatazione termica lineare /Linear thermal expansion	ISO 10545-8 ASTM C372	Requisito non previsto/No provision	$\alpha \leq 7 \times 10^{-6} \text{ }^\circ\text{C}^{-1}$ $\alpha \leq 4.4 \times 10^{-6} \text{ }^\circ\text{F}^{-1} / \alpha \leq 8 \times 10^{-6} \text{ }^\circ\text{C}^{-1}$
Resistenza alle macchie /Stain resistance	ISO 10545-14 ASTM C1378	Classe/Class 3 Min. Come indicato dal produttore /As indicated by manufacturer	5 Resistente/Resistant Class A Resistente/Resistant
Resistenza all'attacco chimico* /Chemical resistance	ISO 10545-13 ASTM C650	Come indicato dal produttore /As indicated by manufacturer	LA—HA Resistente/Resistant Class A Resistant
Resistenza al gelo /Frost resistance	ISO 10545-12 ASTM C1026	Nessuna alterazione/No alteration Come indicato dal produttore /As indicated by manufacturer	Resistente/Resistant Resistant
Resistenza allo scivolamento /Slip resistance	DIN 51130 BCR-TORTUS ANSI A326.3	—	R10 $\mu > 0,40 \text{ Nat}$ DCOF ≥ 0.42 Nat
Reazione al fuoco /Fire reaction	EN 13823 EN 9239-1	CPR (UE) 305/2011, 2000/147/CE, UNI EN 13501-1	A1 (wall) A1 _{fl} (floor)
/Flame spread	ASTM E84	—	Class A
Robinson floor tester	ASTM C627	Come indicato dal produttore /As indicated by manufacturer	≥ 12 Cycles Heavy Commercial (over concrete)
Conducibilità termica /Thermal conductivity	EN 12524	—	$\lambda = 1,3 \text{ W/m}^\circ \text{ K}$ 0.7 BTU/ft h° F
Stonalizzazione /Shade variation	ANSI A137.3	Come indicato dal produttore /As indicated by manufacturer	V3 Variazioni moderate / Moderate variation

Fuga minima consigliata: vedi Manuale Tecnico Slimtech/minimum suggested joint: refer to Slimtech Technical Manual.
*Ad esclusione dell'acido fluoridrico e derivati/excluding hydrofluoric acid and its derivatives

Caratteristiche tecniche / Technical characteristics



Gres tutta massa UGL / Full-body
porcelain UGL

Conforme / According to: ISO 13006 G (Gruppo/Group Bla)
EN 14411 G (Gruppo/Group Bla)
ANSI A137.1 Porcelain tiles (P1 Class)

	Metodo di prova /Test method	Requisiti prescritti /Required values	Valori medi /Average values
Assorbimento d'acqua /Water absorption	ISO 10545-3 ASTM C373	≤ 0,5%	0,05%
Sforzo di rottura S /Breaking strength	ISO 10545-4 ASTM C1505	≥ 1300 N/mm ² ≥ 250 lbf	2.200 N 9,5mm 13.600 N 20mm 500 lbf 9,5mm 2.800 lbf 20mm
Resistenza a flessione /Modulus of rupture	ISO 10545-4	≥ 35 N/mm ²	50 N/mm ²
Resistenza all'abrasione profonda /Resistance to deep abrasion	ISO 10545-6 ASTM C1243	≤ 175 mm ³	145 mm ³
Dilatazione termica lineare /Linear thermal expansion	ISO 10545-8 ASTM C372	Requisito non previsto/No provision	$\alpha \leq 7 \times 10^{-6} \text{ }^\circ\text{C}^{-1}$ $\alpha \leq 4.4 \times 10^{-6} \text{ }^\circ\text{F}^{-1} / \alpha \leq 8 \times 10^{-6} \text{ }^\circ\text{C}^{-1}$
Resistenza alle macchie /Stain resistance	ISO 10545-14 ASTM C1378	Classe/Class 3 Min. Come indicato dal produttore /As indicated by manufacturer	5 Resistente/Resistant Class A Resistente/Resistant
Resistenza all'attacco chimico* /Chemical resistance	ISO 10545-13 ASTM C650	Come indicato dal produttore /As indicated by manufacturer	LA—HA Resistente/Resistant Class A Resistant
Resistenza al gelo /Frost resistance	ISO 10545-12 ASTM C1026	Nessuna alterazione/No alteration Come indicato dal produttore /As indicated by manufacturer	Resistente/Resistant Resistant
Resistenza allo scivolamento /Slip resistance	DIN 51130 DIN 51097 BCR-TORTUS ANSI A326.3 AS/NZS 4586:2013 BS 7976:2002	—	R10 (nat.) / R11 (grip - 20mm) A+B (nat.) / A+B+C (grip - 20mm) $\mu > 0,40 \text{ (nat. - grip - 20mm)}$ DCOF ≥ 0.42 (nat. - grip - 20mm) P3 (nat.) / P4 (grip - 20mm) PTV 36+ WET (Sl.96) (nat.)
Reazione al fuoco /Fire reaction	EN 13823 EN 9239-1	CPR (UE) 305/2011, 2000/147/CE, UNI EN 13501-1	Classe / Class A1 (wall) Classe / Class A1 _{fl} (floor)
Diffusione di fiamma /Flame spread	ASTM E84	No provision	Class A
Robinson floor tester	ASTM C627	Come indicato dal produttore /As indicated by manufacturer	≥ 14 cycles Extra Heavy Commercial (over concrete)
Conducibilità termica /Thermal conductivity	EN 12524	—	$\lambda = 1,3 \text{ W/m}^\circ \text{ K}$ 0.7 BTU/ft h° F
Fuga minima consigliata (**) recommended minimum joint (**)	INDOOR OUTDOOR	—	2mm 5mm circa/ approx.
Stonalizzazione /Shade variation	ANSI A137.1	Come indicato dal produttore /As indicated by manufacturer	V3 Variazioni sostanziali /Substantial variation

(*) ad esclusione dell'acido fluoridrico e derivati / excluding hydrofluoric acid and its derivatives

(**) salvo diversa indicazione dei Codici di Posa Nazionali. La larghezza delle fughe deve comunque essere decisa dalla Direzione Lavori
the width of grout joints must be established by the installation supervisor, unless grout widths are regulated by national laying standards

Imballi / Packing

Articolo	Scatola				Pallet			
	cm	inch	pz.	mq	kg	scat.	mq	kg
Fondo 5plus	100x300	39"x118"	1	3,00	34,5	13	39,0	448,5
Fondo 5plus	100x100	39"x39"	2	2,00	23,0	25	50,0	575,0
Fondo 5plus	50x100	19 1/2"x39"	3	1,50	18,9	32	48,0	604,8

Articolo	Scatola				Pallet			
	cm	inch	pz.	mq	kg	scat.	mq	kg
Fondo	60x120	24"x48"	2	1,44	32,1	36	51,8	1.156,3
Fondo	90x90	36"x36"	2	1,62	36,2	25	40,5	905,7
Fondo	45x90	18"x36"	3	1,22	27,1	30	36,5	814,3
Fondo	60x60	24"x24"	4	1,44	31,8	32	46,1	1.017,6
Fondo	30x60	12"x24"	8	1,44	31,8	32	46,1	1.017,6
Muretto	30x60	12"x24"	4	0,72	15,7	30	21,6	471,0
Muretto 3d	30x60	12"x24"	4	0,68	15,7	30	20,5	471,0
Brick	30x60	12"x24"	4	0,72	15,7	30	21,6	471,0
Mosaico 36	30x30	12"x12"	5	0,45	9,0	60	27,0	542,9
Gramma 72	14.5x49.8	5 3/4"x19 1/2"	14	1,01	20,8	32	32,3	665,9
Gramma 66	16.9x39.2	6 5/8"x15 3/8"	10	0,66	14,9	40	26,4	597,1
Gramma 16	8.3x19.5	3 1/4"x7 5/8"	14	0,22	5,1	80	17,9	405,3
Battiscopa	10x60	4"x24"	12	7,2 m.l.	14,5	60	432 m.l.	868,6
Gradino plus	35x120	13 3/4"x48"	2	0,84	21,0	16	13,4	335,8
Angolo gradino plus	35x120	13 3/4"x48"	1	0,42	11,2	16	6,7	179,5
Gradino plus	35x60	13 3/4"x24"	4	0,84	19,2	16	13,4	306,9
Angolo gradino plus	35x35	13 3/4"x13 3/4"	2	0,25	6,1	36	8,8	218,2
Fondo (20mm)	90x90	36"x36"	1	0,81	37,3	30	24,3	1.119,0
Fondo (20mm)	45x90	18"x36"	2	0,81	36,2	24	19,4	869,5
Fondo (20mm)	60x60	24"x24"	2	0,72	32,5	32	23,0	1.040,0

Certificazioni / Certifications

 UNI EN ISO 14001:2015 CERTIFIED ENVIRONMENTAL MANAGEMENT SYSTEM ISO 14001	 UNI EN ISO 9001:2015 CERTIFIED QUALITY MANAGEMENT SYSTEM ISO 9001	 EN 14411 Marchio CE*	 Ceramics of Italy
 Leed**	 EMAS Stabilimento di Fiorano M. (MO)	 EMAS Stabilimento di Finale E. (MO)	 EMAS Stabilimento di Toano (RE)
	 EPD*** PANARIAgroup		

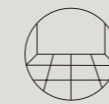
*MARCHIO CE Le DOP sono disponibili sul sito internet/DOP are available on the website www.ceramichelea.it

**LEED Le Ceramiche, è membro di GBC Italia, organizzazione che promuove sul territorio italiano la realizzazione di edifici nel rispetto dell'ambiente, della salute e del benessere delle persone che ci vivono e lavorano./Lea Ceramiche is a member of the U.S. Green Building Council: this is an organization that promotes buildings that are environmentally responsible, profitable and healthy places to live and work.

***EPD I prodotti Lea Ceramiche possiedono Dichiarazione Ambientale di Prodotto (EPD) specifica di tipo III, certificata da ente terzo indipendente secondo le normative ISO EN 14025 e EN 15804. Disponibile su richiesta.

Lea Ceramiche products have a type III specific Environmental Product Declaration (EPD). This is certified by an independent third party according to ISO EN 14025 and EN 15804 standards. Available on request.

Destinazioni d'uso Slimtech / Slimtech intended uses



Posa a pavimento
Floor installation

Situazioni applicative sia per interventi di nuova costruzione che di ristrutturazioni con posa in sovrapposizione a pavimenti preesistenti.

For new buildings and refurbishing, for installation on pre-existing floors.

IN INTERNO

Residenziale (cucine, bagni, living, aree comuni condominiali, ed ogni altro ambiente di uso residenziale)

Commerciale leggero (uffici, uffici aperti al pubblico, sale d'attesa, negozi, bagni, sale di ristoranti, autosaloni, bar, cinema, ambulatori, cliniche)

Commerciale intensivo (aree comuni di centri commerciali, hall di alberghi, mense, fast food, discoteche, ospedali.)

Ad esclusione di zone sottoposte al passaggio di carichi pesanti concentrati (ad es. carrelli a ruote dure)

IN ESTERNO

A condizione che le superfici siano coperte (es. logge, balconi coperti, ecc.) e perfettamente impermeabilizzate. Si consiglia l'utilizzo di formati con lati non superiori a 120cm.

INTERIORS

Residential (kitchens, bathrooms, living rooms, common apartment block areas and any other residential environment)

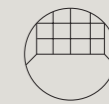
Light Commercial (offices, offices open to the general public, waiting rooms, shops, bathrooms, restaurant dining rooms, bars, car showrooms, cinemas, surgeries/clinics)

Intensive commercial. (common areas of shopping centres, hotel halls, canteens, fastfood restaurants, dance clubs, hospitals.)

With the exception of areas subject to heavy concentrated loads (e.g. trolleys with hard wheels)

EXTERIORS

Upon condition that surfaces are sheltered (e.g. loggias, covered balconies, etc.) and made totally impervious. We recommend the use of sizes that have sides not exceeding 120cm.



Posa a parete
Wall installation

Situazioni applicative sia per interventi di nuova costruzione che di ristrutturazioni con posa in sovrapposizione a pavimenti preesistenti.

For new buildings and refurbishing, for installation on pre-existing floors.

IN INTERNO

Qualunque ambiente residenziale e commerciale.

INTERIORS

Any residential and commercial environment.

Destinazioni speciali Slimtech / Slimtech Special uses



Facciate ventilate*
Ventilated facades



Rivestimenti termici a cappotto
External wall thermal insulation system



Rivestimenti vasche piscine
Bathtubs and swimming pool cladding



Superfici da rivestire nel settore dell'arredamento
For furniture surfaces

Destinazioni speciali/Special uses: in funzione delle specifiche del progetto, in abbinamento a sistemi costruttivi indicati da Panariagroup e approvati dalla Direzione Lavori/depending on project specifications and in combination with the construction systems recommended by Panariagroup and approved by the Installation Supervisor. *Solo dopo l'applicazione della rete in fibra di vetro/only after the application of fiberglass mesh.

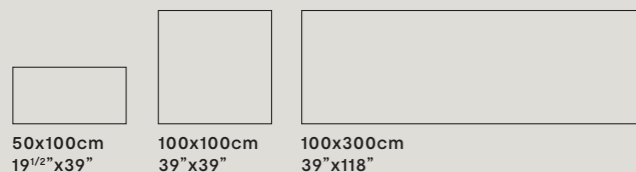
Slimtech Waterfall overview

Colori / Colors



Formati / Sizes ^{LR^T}

Fondi/Plain Tiles



50x100cm
19 1/2" x 39"

100x100cm
39" x 39"

100x300cm
39" x 118"

Gres porcellanato laminato rinforzato con fibra di vetro
Laminated porcelain stoneware reinforced with fibreglass
Spessore/thickness: 5,5mm / slimtech 5plus

SLIMTECH **PR()TECT**
SUPERFICIE ANTIBATTERICA
ANTIMICROBIAL SURFACE
with Microban®

Lea Ceramiche

Waterfall overview

Colori / Colors



Formati / Sizes ^{LR^T}

Fondi/Plain Tiles



30x60cm
12" x 24"
NAT/LAPP

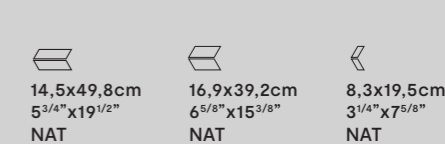
60x60cm
24" x 24"
NAT/LAPP/GRIP

60x120cm
24" x 48"
NAT/LAPP

45x90cm
18" x 36"
NAT/LAPP

90x90cm
36" x 36"
NAT/LAPP

Formati speciali/Special sizes




14,5x49,8cm
5 3/4" x 19 1/2"
NAT

16,9x39,2cm
6 5/8" x 15 3/8"
NAT

8,3x19,5cm
3 1/4" x 7 5/8"
NAT

Fondi/Plain Tiles

L2 20mm



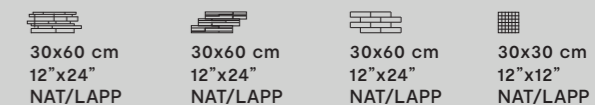
60x60cm
24" x 24"
GRIP

90x90cm
36" x 36"
GRIP

45x90cm
18" x 36"
GRIP

Mosaici/Mosaics

Muretto Muretto 3d Brick Mosaico 36



30x60 cm
12" x 24"
NAT/LAPP

30x60 cm
12" x 24"
NAT/LAPP

30x60 cm
12" x 24"
NAT/LAPP

30x30 cm
12" x 12"
NAT/LAPP

Gres porcellanato
Porcelain stoneware
Spessore/thickness: 9,5mm

Gres porcellanato spessorato
Extra thick porcelain stoneware
Spessore/thickness: 20mm

PR()TECT
SUPERFICIE ANTIBATTERICA
ANTIMICROBIAL SURFACE
with Microban®

with Microban®

leaceramiche.com



3-TECH PROJECT

Synesthesia.



LEA
CERAMICHE

P R () T E C T[®]

ANTIBATTERICO - ANTIMICROBIAL

Questa collezione è realizzata
con l'esclusiva tecnologia antibatterica Protect[®].

This collection is made with the exclusive
antimicrobial Protect[®] technology.

with **MICROBAN[®]**

P R () T E C T ®

PER UN ABITARE SANO, SICURO E PROTETTO.

Pavimenti e rivestimenti antibatterici
ad altissime performance.

TO LIVE HEALTHILY, SAFE AND SECURE.

Antimicrobial floor and wall coverings with the
highest performance.



1. Azione potente.
Elimina i batteri e
ne impedisce la
proliferazione.

1. Powerful action.
Eliminates microbes
and prevents their
reproduction.



2. Protezione continua.
Sempre attivo, 24 ore
su 24, con e senza luce
solare.

**2. Continuous
protection.**
Always active, 24 hours
a day, with and without
sunlight.



3. Efficacia eterna.
Grazie alla tecnologia
integrata in modo
permanente nel prodotto.

3. Eternal effectiveness.
Thanks to the technology
permanently integrated
into the product.

with MICROBAN®



Synesthesia.

LEA
CERAMICHE

01.

Sublime estasi
marmorea.

Sublime Marble
Ecstasy.

Introduction.

Synesthesia è un viaggio dei sensi attraverso la materia che parte dall'ostentata ricchezza grafica e cromatica del marmo per arrivare a superfici ceramiche dalla personalità inconfondibile, frutto della più evoluta tecnologia oggi disponibile.

Come il fenomeno percettivo da cui trae il nome - che consiste nella sovrapposizione spontanea di più sensi - Synesthesia risveglia la vista e il tatto: **vedere la morbidezza delle superfici e toccare la densità cromatica delle texture** ci spinge a vivere lo spazio secondo una sensualità intrisa di immaginazione.

Synesthesia è una collezione di quattro sfarzosi marmi ceramici con la quale Lea Ceramiche immortala la dirompente bellezza della natura: quattro sontuose e avvolgenti scenografie minerali destinate ad ambienti dal lusso contemporaneo, unici e distintivi.

I marmi della collezione sono stati elevati a un grado di bellezza ideale e sapientemente riprodotti in Slimtech, il gres porcellanato laminato di grande formato (da oggi fino a 120x278 cm) che apre al mondo dell'architettura e dell'abitare nuove prospettive progettuali.

Synesthesia is a journey of the senses through matter, one that begins with the extravagant graphic and chromatic richness of marble and ends with unequivocally unique ceramic surfaces, fruit of the most highly evolved technology available today.

Like the perceptive phenomenon for which it is named, which consists in the merging of multiple senses, Synesthesia awakens both sight and touch: **seeing the surfaces' softness and touching the chromatic density of their textures** encourages us to experience space through a sensuality imbued with imagination.

Synesthesia is a collection of four opulent ceramic marbles with which Lea Ceramiche has immortalised the striking beauty of nature: four sumptuous and soothing mineral textures designed for modern, unique, and distinctive luxury environments.

The marbles in this collection have been elevated to an ideal standard of beauty and skilfully reproduced in Slimtech, the large format laminated porcelain stoneware (today up to 120x278 cm) that introduces new design mindsets to the architectural and residential worlds.



QUATTRO MARMI RARI E SPETTACOLARI

Tra i più pregiati e sfarzosi minerali, ispirano quattro interpretazioni ceramiche dal carattere forte e dalla vocazione scenografica.

SUPERFICIE LEVIGATA

All'eccellente punto di bianco e alla sorprendente profondità delle venature, unisce un riflesso specchiante e un grado di pulibilità ottimale.

GRANDIOSITÀ ESTETICA

L'accuratezza della resa cromatica e l'altissimo grado di definizione delle texture grafiche creano un impatto visivo maestoso.

NUOVA SUPERFICIE SMOOTH

È un'inedita superficie opaca, setosa e morbida al tatto, grazie a un'innovativa lavorazione esclusiva che le infonde un senso di assoluta naturalezza.

/ FOUR RARE AND SPECTACULAR MARBLES

Among the most precious and elegant minerals, these marbles have inspired four intense and breath-taking ceramic designs.

/ POLISHED SURFACE

This adds a mirror-like reflection and an optimal level of cleanability to the product's striking whiteness and to the surprising depth of its veining.

/ A MAGNIFICENT AESTHETIC

The precision of the chromatic yield and the incredibly high definition of the graphic texture combine for a remarkable visual impact.

/ NEW SMOOTH SURFACE

This new silky matte surface has a soft touch thanks to an exclusive and innovative manufacturing process that conveys a strikingly authentic atmosphere.



NUOVO FORMATO 120x278 cm

Per rivestimenti a tutta altezza, monolitici e scenografici, grazie alle nuove dimensioni raggiunte dalla lastra.

ESCLUSIVA TECNOLOGIA ANTIBATTERICA

Superfici sane, sicure e protette perché la tecnologia antibatterica integrata PROTECT® elimina fino al 99,9% dei batteri.

/ NEW 120x278 cm FORMAT

For floor to ceiling cladding that is imposing and stunning thanks to the new extra-large size of the slabs.

/ EXCLUSIVE ANTIBACTERIAL TECHNOLOGY

Healthy, safe and protected surfaces, because the integrated PROTECT antibacterial technology eliminates up to 99.9% of bacteria.

DECORI CHAIN E BUTTERFLY

I grandi formati di Slimtech esaltano la naturale espressività del marmo. Chain e Butterfly estendono le potenzialità decorative della collezione.

PRESTAZIONI SLIMTECH

Sottili, elastiche, compatte e dalla straordinaria resistenza grazie all'esclusiva tecnologia di produzione, le lastre Slimtech sono garanzia di qualità superiore.

/ CHAIN AND BUTTERFLY DECORS

Slimtech's large formats magnify the natural eloquence of marble. Chain and Butterfly extend the collection's decorative potential.

/ SLIMTECH: SUPERIOR TECHNOLOGY

Thin, flexible, compact, and extraordinarily durable: thanks to exclusive manufacturing technology, Slimtech slabs are a guarantee of superior quality.

02.



Colori Slimtech /
Slimtech Colors

- 01. Gray Marble
- 02. Golden Borg
- 03. Pure Statuario
- 04. Calacatta Emerald

Materiale / Material
Gres porcellanato laminato /
Laminated porcelain stoneware
6mm

Finiture / Finishes

Lev
Smooth

Formati / Sizes

- 120x278cm 48"x109^{1/2}"
- 120x120cm 48"x48"
- 60x120cm 24"x48"

Colors.



Il complesso di sensazioni evocate da Synesthesia scaturisce anche dalla compresenza di due finiture superficiali: due interpretazioni della grande ricchezza estetica della collezione che ne raddoppiano il potenziale espressivo.

01 Lev. Lucida e specchiante, questa finitura tipica del marmo esalta la lucentezza della superficie ceramica, che reagisce alla luce generando riflessi raffinati e impreziosendo l'atmosfera di ogni ambiente.

02 Smooth. Una nuova, esclusiva applicazione decorativa consente a Lea Ceramiche di ottenere una superficie opaca e setosa, delicata e morbida al tatto. In versione Smooth il marmo ceramico attrae irresistibilmente la mano, che sperimenta la materia in modo pieno e piacevole.

The variety of sensations stimulated by Synesthesia are also triggered by the coexistence of two surface finishes: two different interpretations of the collection's great aesthetic richness which amplify its expressive potential.

01 Lev. Glossy and mirror-polished, this classic finish of marble exalts the lustre of the ceramic surface, which reacts with the light and creates elegant reflections that enhance the atmosphere of any environment.

02 Smooth. A new and exclusive decorative application allows Lea Ceramiche to obtain a matte surface that is silky, delicate, and soft to the touch. In its Smooth version, ceramic marble irresistibly draws the hand to it for an experience of the material that is full and pleasant.



02b.



Decori / Decors

Butterfly Golden Borg
Chain Golden Borg
Chain Pure Statuario

Materiale / Material

Gres porcellanato laminato /
Laminated porcelain stoneware
6mm

Finiture / Finishes

Lev

Formati / Sizes

120x278cm 48"x109^{1/2}"

Chain estende su quattro lastre contigue la trama grafica generata dalle venature. Disponibile in Golden Borg e in Pure Statuario, questo decoro restituisce tutta la grandiosità del marmo naturale, un effetto possibile in ceramica grazie alla dimensione delle lastre (120x278 cm) e alla ridotta larghezza delle fughe.

Butterfly ricrea la maestosa macchia aperta tipica del vero marmo, seducente e misteriosa - nella sua simmetria ipnotica - come un'opera d'arte. Disponibile in Golden Borg, Butterfly si compone di una lastra 120x278 cm e della sua versione specchiata, accostabili con fuga minima.

Chain extends the graphic texture generated by the veining across four adjoining slabs. Available in Golden Borg and Pure Statuario, this decoration conveys the full grandeur of natural marble, an effect made possible in ceramics thanks to the size of the slabs (120x278 cm) and the reduced width of the grout lines.

Butterfly recreates the majestic book matching effect of real marble, seductive and mysterious in its hypnotic symmetry, like a work of art. Available in Golden Borg, Butterfly is made up of a 120x278 cm slab and its mirrored version and can be installed with a minimal grout line.

Decors.





03.

The Collection.

03a.

Un marmo ceramico dalla bellezza scultorea, raffinato e luminoso: Pure Statuario presenta un impasto bianco puro, con una grana finissima e venature frastagliate che modulano tutti i toni medi del grigio. In finitura Lev, la texture grafica ariosa sfoggia un riflesso affilato e prezioso; la versione Smooth ha una consistenza setosa e una lucentezza soffusa e avvolgente.

A ceramic marble of sculptural, elegant, and luminous beauty: Pure Statuario is made of a pure white core with an extremely fine grain and jagged veining that ranges through all of the medium grey tones. With a Lev finish, the lightweight graphic texture boasts a sharp and sophisticated reflection; the Smooth version has a silky texture and a soft and soothing lustre.

Pure Statuario.

Pure Statuario 120x278 lev / smooth



FLOOR
Pure Statuario 120x120 lev
WALL
Chain Pure Statuario 120x278 lev



Pure Statuario 120x278 lev

Limpida, rarefatta, quasi eterea: all'atmosfera di questa lussuosa stanza da bagno contribuisce in modo determinante la luminosa bellezza di Pure Statuario, perfetto punto di incontro di classicità e modernità. Il decoro Chain crea un'estesa quinta scenica di grande suggestione.

La protezione antibatterica Protect®, integrata in tutti i marmi ceramici della collezione, rende ogni ambiente di vita e di lavoro più sano, più sicuro e più protetto.

Clear, subtle, almost ethereal: the incandescent beauty of Pure Statuario, balanced perfectly between classic and modern, contributes significantly to the luxurious atmosphere of this bathroom.

The Chain decoration creates an extended and highly evocative scenic backdrop.

The Protect® antimicrobial shield, integrated into all of the ceramic marbles of the collection, makes any living or work environment healthier, safer, and more protected.

Pure Statuario 120x120 lev



Lea Ceramiche



26 — 27

Synesthesia

03b.

Golden Borg.

FLOOR
Golden Borg 120x120 lev

WALL
Golden Borg 120x278 lev

DECOR
Chain Golden Borg 120x278 lev





L'eleganza preziosa di Golden Borg permea di calda naturalezza un living dal lusso discreto. L'andamento obliquo delle venature grigie e dorate infonde alle linee nette e alla geometria razionale una vitalità sorprendente. Le lastre 120x278 cm a rivestimento conferiscono all'architettura un'imponenza monolitica senza farle perdere leggerezza. Le finiture Smooth e Lev rispondono alla luce secondo temperamenti ben distinti: delicato ed elusivo la prima, nitido e puntuale la seconda.

The precious elegance of Golden Borg imbues this discreetly luxurious living room with natural warmth. The oblique direction of the grey and gold veining gives the clean lines and the rational geometry a surprising vitality. The 120x278cm slab wall cladding, while retaining its unique lightweight characteristic, confers a monolithic grandeur to the space. The Smooth and Lev finishes respond to light with their own distinct temperaments: the first delicate and elusive, the second crystal clear and distinct.

Golden Borg 120x278 lev / smooth

DECOR
Chain Golden Borg 120x278 lev

WALL
Golden Borg 120x278 lev

FLOOR
Golden Borg 120x120 lev





Golden Borg 120x120 lev

Ispirato a un raro e pregiato marmo italiano a grana molto fine, Golden Borg presenta un fondo color bianco caldo percorso da maestose venature grigie e dorate. Uno scenografico marmo ceramico di straordinaria eleganza, con una trama grafica che bilancia perfettamente zone più dense e altre più ariose. La superficie Lev ostenta un riflesso specchiante, di limpida brillantezza, e una profondità delle venature sorprendente.

Inspired by a rare and precious fine grained Italian marble, Golden Borg has a warm white background intertwined by majestic grey and gold veining. A spectacular and exquisite ceramic marble with a graphic texture that manages to perfectly balance denser areas with the lighter ones. The Lev surface flaunts a brilliantly sheer, mirror-like reflection and veining of surprising depth.

Golden Borg lev



03c.

Calacatta Emerald riprende i suggestivi colori e il ramificato sviluppo grafico di un marmo dal potente impatto estetico. La texture è ricca e stratificata e basta, da sola, a disegnare un ambiente dalla personalità inconfondibile: un bagno domestico intimo e raffinato avvolto da imprevedibili trame minerali.

Calacatta Emerald recalls the evocative colours and the ramified graphic development of a marble with strong aesthetic impact. The texture is rich and stratified and, alone, is enough to create an environment with unmistakable personality: an intimate and elegant domestic bathroom encased in unpredictable mineral textures.

Calacatta Emerald.

WALL
Calacatta Emerald 120x278 lev

FLOOR
Calacatta Emerald 60x120 lev





Calacatta Emerald 120x120 lev



WALL
Calacatta Emerald 120x278 lev

FLOOR
Calacatta Emerald 60x120 lev



Calacatta Emerald lev



L'opaca setosità delle superfici Smooth esige di essere toccata, un gesto che apre gli occhi sulla profondità delle venature e sulla densità cromatica della materia ceramica. Sul fondo bianco, percorso da tenui nuvolature grigie e punteggiato da incisioni candide, si espande una ragnatela di venature che tocca numerose tonalità di verde.

The matte silkiness of Smooth surfaces demands to be touched, a gesture that opens one's eyes to the depth of the veins and the chromatic density of the ceramic material. A weave of veining which touches various shades of green expands against the white background, traversed by grey clouding and punctuated by pure white incisions.

Calacatta Emerald smooth

Superfici lucide e specchianti (finitura Lev) e superfici opache e setose (finitura Smooth) offrono differenti interpretazioni dell'opulenza grafica della collezione. È anche grazie a esse che Synesthesia stimola più sensi contemporaneamente e assomma percezioni distinte: ciò che vedo suscita in me sensazioni tattili e ciò che tocco con mano mi aiuta a leggere la personalità dello spazio.

Glossy, mirror-like surfaces (Lev finish) and silky, matte surfaces (Smooth finish) provide different interpretations of the collection's graphic opulence. It is also thanks to these that Synesthesia manages to stimulate multiple senses at the same time and combine distinct perceptions: that which I see evokes tactile sensations within me and that which I touch with my hands helps me to interpret the space's personality.

Calacatta Emerald 120x278 lev / smooth



FLOOR
Calacatta Emerald 60x120 lev

WALL
Calacatta Emerald 120x278 lev

03d.

Gray Marble è un marmo ceramico dal disegno complesso e straordinariamente ricco di spunti: un grandioso mosaico di inserti minerali, armonizzati in una vivida tavolozza di grigi, con venature che spaziano dall'avorio al bronzo. Nella hall di questo resort il total look marmoreo diventa scenografia. Il seducente amalgama di grigi di questo effetto marmo consente di abbinare arredi e complementi secondo una sofisticata gamma di colori scuri.

Gray Marble is a ceramic marble with a complex and extraordinarily evocative design: a magnificent mosaic of mineral inserts, harmonised in a vivid palette of greys, with veining that ranges from ivory to bronze. The marble total look in the entrance of this resort is spectacular. The seductive blend of greys in the marble effect tiles makes it possible to match decor and accessories with a sophisticated range of dark colours.

Gray Marble.

FLOOR
Gray Marble 120x120 lev

WALL
Gray Marble 120x278 lev





WALL
Gray Marble 120x278 lev

FLOOR
Gray Marble 120x120 lev

La finitura Smooth assorbe la luce e rivela una ricchezza e una profondità di disegno stupefacenti. La superficie Lev genera invece riflessi preziosi, dilatando in apparenza i confini dello spazio. In entrambe le finiture, Synesthesia è una collezione idonea anche per pavimenti sottoposti a calpestio intenso: Slimtech 6mm è infatti sinonimo di durezza superficiale, di resistenza e di perfetta pulibilità del grande formato ceramico.

The Smooth finish absorbs light and reveals an astonishing richness and depth of design. Meanwhile, the Lev surface creates precious reflections, seeming to expand the limits of the space. In either finish, Synesthesia is a collection that is also suitable for high traffic floors. In fact, 6mm Slimtech is synonymous with the surface durability, resistance, and perfect cleanability of large format ceramic slabs.

Gray Marble smooth





Smooth



Lev





Gray Marble 120x120 lev

04.

Info.



Gray Marble lev

Colori e facce disponibili / Colors and available faces

Pure Statuario



Golden Borg



Calacatta Emerald



Gray Marble



Chain Pure Statuario Lev



A

B

C

D

Chain Golden Borg Lev



A

B

C

D

Butterfly Golden Borg Lev



A


B

Formati / Sizes ^{LR71}



Gres porcellanato laminato
/Laminated porcelain stoneware
Spessore/thickness: 6mm


P R () T E C T[®]
ANTIBATTERICO - ANTIMICROBIAL



60x120cm
24"x48"
LEV / SMOOTH



120x120cm
48"x48"
LEV / SMOOTH



120x278cm
48"x109 1/2"
LEV / SMOOTH

Finiture / Finishes

Lev



residenziale
residential



commerciale leggero
light commercial

Smooth



residenziale
residential



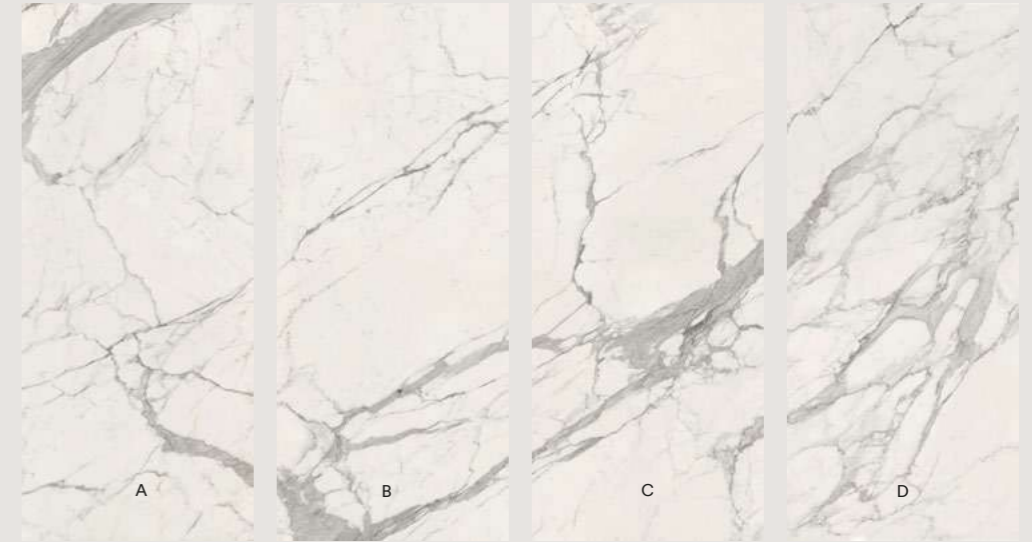
commerciale leggero
light commercial

Decori / Decors



Chain

Pure Statuario



120x278cm - 48"x109 1/2" LEV

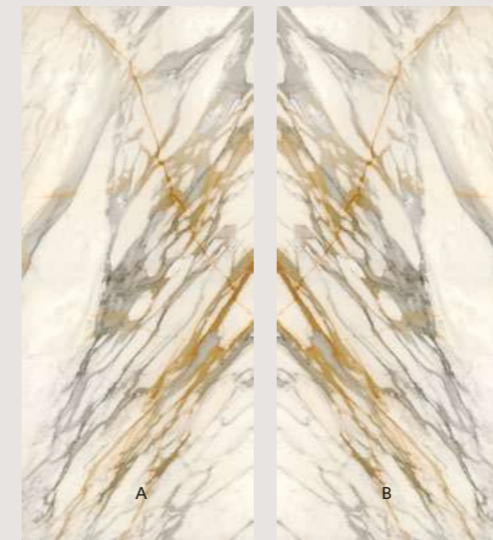
Golden Borg



120x278cm - 48"x109 1/2" LEV

Butterfly

Golden Borg



120x278cm - 48"x109 1/2" LEV

Fondi / Plain tiles

				Pure Statuario	Golden Borg	Calacatta Emerald	Gray Marble
120x278cm 48"x109 1/2"	Ⓢ 6mm	LEV	LS6S5X3	LS6S5X1	LS6S5X0	LS6S5X2	
		SMOOTH	LS6S530	LS6S510	LS6S500	LS6S520	
120x120cm 48"x48"	Ⓢ 6mm	LEV	LS8S5X3	LS8S5X1	LS8S5X0	LS8S5X2	
		SMOOTH	LS8S530	LS8S510	LS8S500	LS8S520	
60x120cm 24"x48"	Ⓢ 6mm	LEV	LSXS5X3	LSXS5X1	LSXS5X0	LSXS5X2	
		SMOOTH	LSXS525	LSXS510	LSXS500	LSXS520	

Decori / Decors

					Pure Statuario	Golden Borg	Calacatta Emerald	Gray Marble
Butterfly A	Ⓢ 6mm	120x278cm 48"x109 1/2"	LEV	-	LS7S5BA	-	-	
Butterfly B	Ⓢ 6mm	120x278cm 48"x109 1/2"	LEV	-	LS7S5BB	-	-	
Chain A	Ⓢ 6mm	120x278cm 48"x109 1/2"	LEV	LS7S53A	LS7S51A	-	-	
Chain B	Ⓢ 6mm	120x278cm 48"x109 1/2"	LEV	LS7S53B	LS7S51B	-	-	
Chain C	Ⓢ 6mm	120x278cm 48"x109 1/2"	LEV	LS7S53C	LS7S51C	-	-	
Chain D	Ⓢ 6mm	120x278cm 48"x109 1/2"	LEV	LS7S53D	LS7S51D	-	-	

Destinazioni d'uso Slimtech/ Intended use - Legenda / Key



RESIDENZIALE RESIDENTIAL

Cucine, bagni, living e ogni altro ambiente di uso residenziale.

Kitchens, bathrooms, living rooms, and all other residential environments.



COMMERCIALE LEGGERO * LIGHT COMMERCIAL

Uffici, uffici aperti al pubblico, sale d'attesa, negozi, bagni pubblici, aree comuni condominiali, sale di ristoranti, autosaloni, bar, cinema, ambulatori/cliniche, camere e bagni di hotel. In aree caratterizzate da passaggi obbligati non è consigliato l'utilizzo di prodotti con finitura LEV.

Offices, offices open to the general public, waiting rooms, shops, public bathrooms, common apartment block areas, restaurant dining rooms, car showrooms, bars, cinemas, surgeries/clinics, hotel rooms and bathrooms. In areas subjected to forced traffic, it is not advisable to use products with the LEV finishes.

* La finitura LEV è consigliata, oltre che per rivestimenti, anche per pavimenti in ambienti residenziali o commerciale leggero non sottoposti ad elevate sollecitazioni, ove non siano richieste prestazioni antiscivolo. La presenza sporadica di piccole disuniformità o di puntini sulla superficie è da ritenersi come caratteristica del materiale e della particolare lavorazione. Qualora il prodotto sia posto a diretto contatto con l'esterno, si consiglia di utilizzare soluzioni protettive al fine di prevenire la formazione di graffi.

* The LEV finishes are recommended, as well as for wall cladding, also for flooring in residential or light commercial areas that are not subjected to heavy traffic, where anti slip characteristics are not required. The occasional presence of small inconsistencies or little spots on the surface is to be considered a characteristic of the material and of its unique production process. If the product is laid in direct contact with external environments, it is recommended to use protective solutions to reduce the formation of scratches.



LA CERAMICA. UNA SCELTA SICURA.

CERAMICS. A SAFE CHOICE.

Panariagroup. La ceramica nella sua forma migliore.

Ceramics at their best

La ceramica è un materiale dalle prestazioni uniche e straordinarie.
Ceramics offer unique and outstanding performance.

SICURA
SAFE

IGIENICA
HYGIENIC

DURA A LUNGO
LONG-LASTING

NON EMETTE SOSTANZE CHIMICHE NOCIVE
ZERO VOCs

NON BRUCIA
IT DOES NOT BURN

RESISTENTE
RESISTANT

VERSATILE
VERSATILE

STABILE
STABLE

RICICLABILE
RECYCLABLE

AMA L'AMBIENTE
ENVIRONMENT-FRIENDLY

Panariagroup si distingue con prodotti di qualità superiore.
Panariagroup stands out for its superior quality products.

PIÙ SALUBRI

Grazie all'integrazione della tecnologia antibatterica Protect.

HEALTHIER

Thanks to the integrated Protect antimicrobial technology.

PIÙ FACILI DA PULIRE

Grazie alle nostre esclusive tecniche di lavorazione delle superfici.

EASIER TO CLEAN

Thanks to our exclusive surface processing techniques.

PIÙ VERSATILI E ADATTI AD OGNI IMPIEGO

Grazie ad un'ampia disponibilità di tecnologie e componenti ad elevata performance che consentono di ottenere prodotti adatti a destinazioni d'uso differenti.

MORE VERSATILE AND SUITABLE FOR EVERY USE

Thanks to the wide availability of high-performance technologies and components that allow you to obtain products suitable for different uses.

PIÙ SOSTENIBILI

Grazie a un processo produttivo estremamente efficiente in termini di rispetto delle norme ambientali, del consumo di acqua, energia e materie prime.

MORE SUSTAINABLE

Thanks to a production process that is extremely efficient in terms of compliance with environmental standards and consumption of water, energy and raw materials.

LASTRE CERAMICHE SOTTILI DI QUALITÀ SUPERIORE.

Superior quality thin porcelain slabs. / Dalles céramiques fines de qualité supérieure. / Dünne Hochwertige Keramikplatten.



MASSIMI STANDARD QUALITATIVI E PRESTAZIONALI

HIGHEST STANDARDS IN QUALITY AND PERFORMANCE

STANDARDS QUALITATIFS ET PERFORMANCES MAXIMALES

HÖCHSTE QUALITÄTS- UND LEISTUNGSSTANDARDS



LASTRE SUPERCOMPATTE ED ELASTICHE

HIGHLY COMPACT AND ELASTIC SLABS

DALLES ULTRACOMPACTES ET ÉLASTIQUES

SUPERKOMPACTE, ELASTISCHE PLATTEN



RESA ESTETICA ECCELLENTE

EXCELLENT AESTHETIC LOOK

EXCELLENT RENDEMENT ESTHÉTIQUE

AUSGEZEICHNETE OPTISCHE WIRKUNG



STRAORDINARIA EXTRA-RESISTENZA

EXTRAORDINARY ADDED RESISTANCE

EXTRAORDINAIRE EXTRA-RÉSISTANCE

ÜBERRAGENDE SUPER-BESTÄNDIGKEIT




SOSTENIBILITÀ AMBIENTALE ELEVATA

HIGHLY ECO-FRIENDLY

DURABILITÉ ENVIRONNEMENTALE

HOHE ÖKOLOGISCHE NACHHALTIGKEIT



Ultrasottile e ultraresistente. Con fibra di vetro.

Ultra-thin and ultra-resistant. With fibreglass mesh.

Ultra fin et ultra résistant. Avec fibre de verre.

Untradünn und ultrawiderstandsfest. Mit Glasfaser.



3.5mm



5.5mm

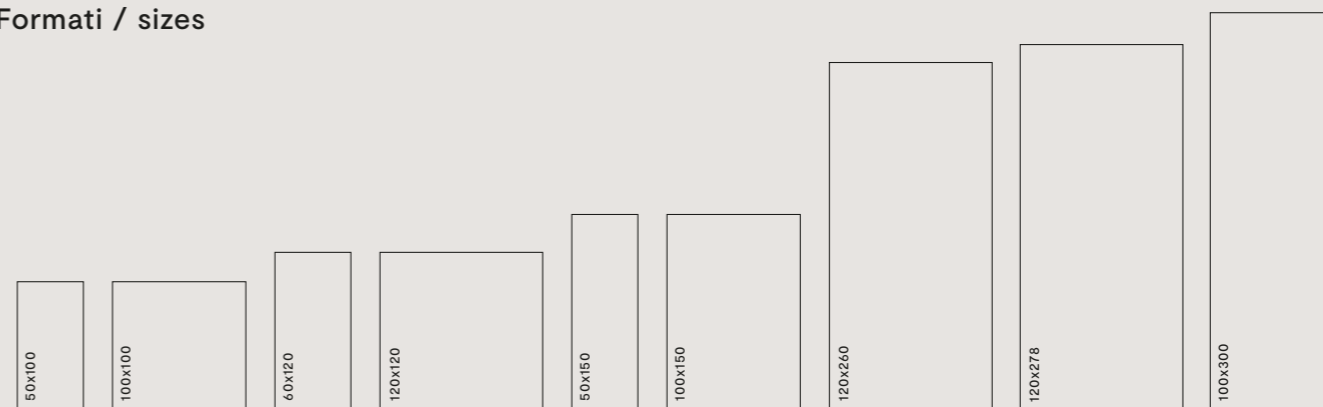


6mm

Sottile e resistente. / Thin and resistant.


Fin et résistant. / Dünn und widerstandsfähig.

Formati / sizes



Caratteristiche tecniche / Technical characteristics



Gres porcellanato laminato UGL/ Laminated porcelain stoneware UGL SLIMTECH 6mm		Conforme/according to: ISO 13006 G (Gruppo/Group Bla) EN 14411 G (Gruppo/Group Bla) ANSI A137.3 (**gauged porcelain tiles /panels /slabs)	
	Metodo di prova /Test method	Requisiti prescritti /Required values	Valori medi /Average values
 Assorbimento d'acqua /Water absorption	ISO 10545-3 ASTM C373	≤ 0,5%	0,1%
 Resistenza a flessione /Modulus of rupture	ISO 10545-4 ASTM C1505	≥ 35 N/mm ² ≥ 6000 PSI	50 N/mm ² ≥ 6000 PSI
 Resistenza all'abrasione profonda /Resistance to deep abrasion	ISO 10545-6 ASTM C1243	≤ 175 mm ³	Conforme/Compliant
 Dilatazione termica lineare /Linear thermal expansion	ISO 10545-8 ASTM C372	Requisito non previsto/No provision No provision	$\alpha \leq 7 \times 10^{-6} \text{ } ^\circ\text{C}^{-1}$ $\alpha \leq 4.4 \times 10^{-6} \text{ } ^\circ\text{F}^{-1} / \alpha \leq 8 \times 10^{-6} \text{ } ^\circ\text{C}^{-1}$
 Resistenza alle macchie /Stain resistance	ISO 10545-14 ASTM C1378	Classe/Class 3 Min. As indicated by manufacturer	5 Resistente / Resistant (Smooth) ≥ 3 (Lev) Class A Resistente/Resistant (Smooth) Class C (Lev)
 Resistenza all'attacco chimico* /Chemical resistance	ISO 10545-13 ASTM C650	Come indicato dal produttore /As indicated by manufacturer As indicated by manufacturer	LA-HA Resistente/Resistant (Smooth) LB-HB (Lev) Class A Resistant (Smooth) Class C (Lev)
 Resistenza al gelo /Frost resistance	ISO 10545-12 ASTM C1026	Nessuna alterazione/No alteration As indicated by manufacturer	Resistente/Resistant Resistant
 Reazione al fuoco /Fire reaction	EN 13823 EN 9239-1	CPR (UE) 305/2011, 2000/147/CE, UNI EN 13501-1	A1 (wall) A1fl (floor)
 Diffusione di fiamma /Flame spread	ASTM E84	—	Class A
 Conducibilità termica /Thermal conductivity	EN 12524	—	$\lambda = 1,3 \text{ W/m}^\circ \text{K} / 0.7 \text{ BTU/ft h}^\circ \text{F}$
 Stonalizzazione /Shade variation	ANSI A137.3	Come indicato dal produttore /As indicated by manufacturer	V4 Variazioni moderate /Moderate variation

Fuga minima consigliata: vedi Manuale Tecnico Slimtech/minimum suggested joint: refer to Slimtech Technical Manual.
*Ad esclusione dell'acido fluoridrico e derivati/excluding hydrofluoric acid and its derivatives

Imballi / Packing



Articolo	Scatola		Pallet					
	cm	inch	pz.	mq	kg	scat.	mq	kg
Fondo	60x120	24"x48"	3	2,16	30,3	16	34,6	484,8
Fondo	120x120	48"x48"	2	2,88	39,8	25	72,0	995,0
Fondo	120x278	48"x109"	1	3,34	47,0	18	60,0	846,0
Butterfly - Chain	120x278	48"x109"	1	3,34	47,0	18	60,0	846,0

Certificazioni / Certifications



*MARCHIO CE Le DOP sono disponibili sul sito internet/DOP are available on the website leaceramiche.com


**LEED Lea Ceramiche, è membro di GBC Italia, organizzazione che promuove sul territorio italiano la realizzazione di edifici nel rispetto dell'ambiente, della salute e del benessere delle persone che ci vivono e lavorano./Lea Ceramiche is a member of the U.S. Green Building Council: this is an organization that promotes buildings that are environmentally responsible, profitable and healthy places to live and work.

***EPD I prodotti Lea Ceramiche possiedono Dichiarazione Ambientale di Prodotto (EPD) specifica di tipo III, certificata da ente terzo indipendente secondo le normative ISO EN 14025 e EN 15804. Disponibile su richiesta.
Lea Ceramiche products have a type III specific Environmental Product Declaration (EPD). This is certified by an independent third party according to ISO EN 14025 and EN 15804 standards. Available on request.

Slimtech Synesthesia overview



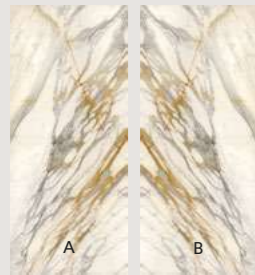
Colori / Colors



Decori / Decors

Butterfly

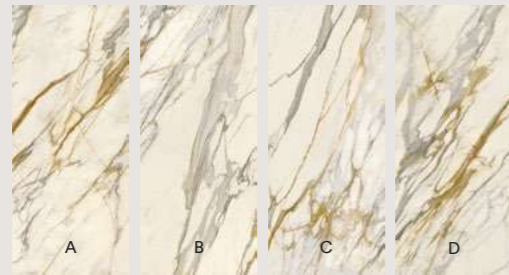
Golden Borg



120x278cm
48"x109 1/2"
LEV

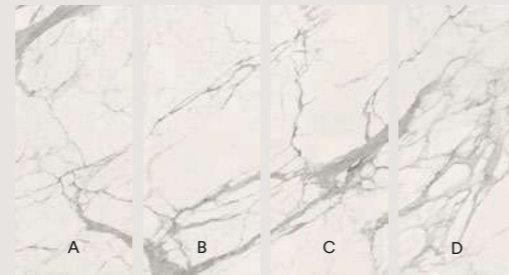
Chain

Golden Borg



120x278cm
48"x109 1/2"
LEV

Pure Statuario



120x278cm
48"x109 1/2"
LEV

Formati / Sizes ^{LR^T}


Fondi/Plain Tiles



60x120cm
24"x48"
LEV / SMOOTH



120x120cm
48"x48"
LEV / SMOOTH



120x278cm
48"x109 1/2"
LEV / SMOOTH



EXPLORE SYNESTESIA IN 360°
ON REAL.LEACERAMICHE.COM



Gres porcellanato laminato
Laminated porcelain stoneware
Spessore/thickness: 6mm

PROTECT


SUPERFICIE ANTIBATTERICA
ANTIMICROBIAL SURFACE
with MICROBAN®

leaceramiche.com



Concrete and Zoom.

design Fabio Novembre



LEA
CERAMICHE

Concrete and Zoom.

design Fabio Novembre

LEA
CERAMICHE



01.

La rappresentazione
inedita di un materiale
d'architettura.

The original
representation of a
material for architecture.



Introduction.

Il materiale simbolo dell'architettura moderna ispira un'operazione concettuale che, tra campiture pure e pattern decorativi, celebra l'estetica del cemento.

Con Concreto Lea Ceramiche mette a punto una collezione ceramica integrale, articolata su tre spessori, su più finiture e più formati. Il decoro Zoom si addentra nella natura organica del cemento per scoprirvi imprevedibili geometrie naturali e farne ora tappeti grafici ora una rivisitazione inedita delle tradizionali cementine.

Un progetto estetico che plasma il carattere di ogni ambiente: spazi più intimi e privati, luoghi di lavoro o di rappresentanza, il soggiorno en plein air e la cucina. Colori del fondo, abbinabili in modo armonico, e decorazione sono le coordinate sulle quali convergono minimalismo e design.

The symbolic material of modern architecture inspires a conceptual operation which, between pure backgrounds and decorative patterns, celebrates the aesthetics of concrete.

With Concreto, Lea Ceramiche has developed a full ceramic collection, divided into three thicknesses, with multiple finishes and multiple formats. The Zoom decoration explores the organic nature of concrete to discover unpredictable natural geometries, creating patterned carpets and a new take on traditional cement tiles.

An aesthetic project that shapes the character of every environment: more intimate and private spaces, work or formal environments, the outdoor living room and the kitchen. Plain colours, which can be harmoniously combined, and decoration are the coordinates on which minimalism and design converge.

Fabio Novembre nasce a Lecce nel 1966. Nel 1984 si trasferisce a Milano dove si laurea in Architettura al Politecnico. Nel 1992 si sposta a New York dove frequenta un corso di regia cinematografica presso la New York University. Nel 1994 torna a Milano e apre il suo studio. Progetta architettura e interni per i più importanti brand internazionali. Collabora con le più grandi aziende italiane di design.

Fabio Novembre was born in Lecce in 1966. In 1984 he went to Milan, where he graduated in architecture at the Politecnico. In 1992 he moved to New York, where he studied filmmaking at the New York University. In 1994 he returned to Milan and established his studio. He has designed works of architecture and interior for the most important international brands and has collaborated with the most renown Italian design companies.



La collaborazione tra Lea Ceramiche e Fabio Novembre nasce nel segno dell'ammirazione reciproca e prende forma nella collezione Concreto, fondata su colori abbinabili in modo armonico e su un'ampia scelta di decori. L'estetica del cemento ispira dunque un'operazione concettuale incentrata sul materiale simbolo dell'architettura moderna e sull'acqua. Per Fabio Novembre questo elemento cruciale del composto cemento è infatti "uno spunto di partenza meraviglioso". Dell'acqua gli interessa "la maniera in cui reagisce naturalmente, organicamente con il cemento".

E proprio dall'esplorazione di questa interazione scaturiscono i pattern decorativi, ora più discreti e ora più esibiti, della collezione. Tra essi Zoom connota in modo decisivo la personalità della serie: "E' come se la materia possedesse al suo interno una carta d'identità, dei codici naturali che la inquadrano e la descrivono. Zoom diventa un artificio che consente di penetrare la natura del cemento e delle sue componenti organiche, un potente microscopio che ci permette di analizzare le imprevedibili geometrie della natura."

The collaboration between Lea Ceramiche and Fabio Novembre, which is rooted in mutual admiration, takes shape in the Concreto collection, based on colours that can be harmonically matched and on a wide selection of decorations. The aesthetics of concrete inspire a conceptual operation focused on the symbolic material of modern architecture and on water. For Fabio Novembre this crucial element of concrete is in fact "a wonderful starting point". He is interested in "how water reacts naturally and organically with concrete".

It is the exploration of this interaction that results in the decorative patterns, which vary from discreet to flamboyant. Among these, Zoom boldly defines the personality of the series: "It is as if the material has an identity card within it, natural codes that frame it and describe it. Zoom becomes a tool that allows us to penetrate the nature of concrete and its organic components, a powerful microscope that allows us to analyse the unpredictable geometries of nature."

02.



Colori Slimtech
/ Slimtech Colors
01. Concreto Extra Light
02. Concreto Light
03. Concreto Medium
04. Concreto Dark
05. Concreto Rust

Materiale / Material
Gres porcellanato
laminato / Laminated
porcelain stoneware
6mm

Formati / Sizes
60x120cm 24"x48"
120x120cm 48"x48"
120x260cm 48"x102"



Colori Gres
/ Stoneware Colors
01. Concreto Extra Light
02. Concreto Light
03. Concreto Medium
04. Concreto Dark

Materiali / Materials
Gres porcellanato /
Porcelain stoneware
9,5mm

Gres spessorato L2 /
Extra thick porcelain
stoneware L2
20mm

Finiture / Finishes
naturale rett
lappata rett
grip rett

Formati / Sizes
60x60cm 24"x24"
30x60cm 12"x24"
90x90cm 36"x36"
45x90cm 18"x36"

Colors.



02a.

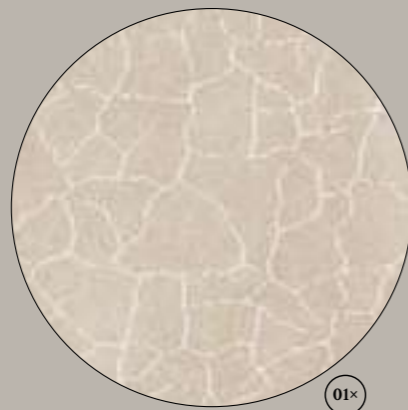


Varianti Slimtech
/ Slimtech Variations


- 01. Foam Medium
- 02. Tide Medium
- 03. Dry Dark
- 04. Reef Dark

Materiale / Material
Gres porcellanato
laminato / Laminated
porcelain stoneware
6mm


Formati / Sizes
120x120cm 48"x48"
120x260cm 48"x102"




01x



02x



03x



04x



Varianti Gres
/ Stoneware Variations

- 01x. Dry Extra Light
- 02x. Foam Light
- 03x. Tide Medium
- 04x. Reef Dark

Materiale / Material
Gres porcellanato
/ Porcelain stoneware
9,5mm

Formati / Sizes
60x60cm 24"x24"
30x60cm 12"x24"

Variations.



01

02

03

04

02b.



Decori Slimtech /
Slimtech Decors

- 01. Drops Gold Medium
- 02. Drops Gold Extra Light
- 03. Drops Gold Dark
- 04. Drops Gold Light
- 05. Drops Gold Rust

Materiale / Material
Gres porcellanato
laminato/Laminated
porcelain stoneware
6mm

Formati / Sizes
60x120cm 24"x48"
120x120cm 48"x48"
120x260cm 48"x102"

Drops, la materia stessa
diventa decoro, creando possibilità
estetiche uniche, interpretando
molteplici abbinamenti fra texture
e cromatismi, trasformando ogni
spazio in un'emozione unica.

Drops, matter becomes decor
and creates unique aesthetical
solutions. It recreates multiple
combinations between textures and
colors, thus transforming space into
a unique emotion.

Decors.



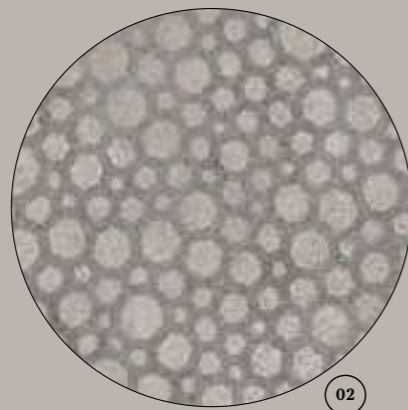
02c.




Decori Gres /
Stoneware Decors
01. Zoom Mix
02. Zoom Foam Glow
03. Zoom Foam Shade
04. Zoom Reef Glow
05. Zoom Reef Shade

Materiale / Material
Gres porcellanato /
Porcelain stoneware
9,5mm

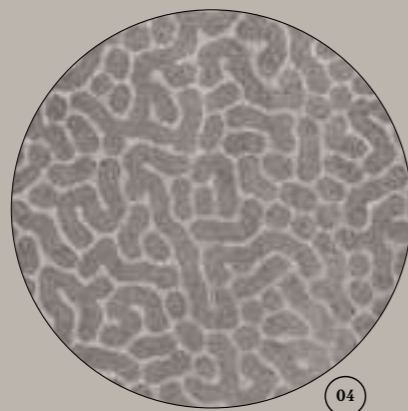
Formati / Sizes
20x20cm 8"x8"
60x60cm 24"x24"




02



03



04



05

Zoom.

01



02d.



Mosaici / Mosaics

01. Mosaico 36

02. Cube Mix

Materiale / Material

Gres porcellanato /

Porcelain stoneware

9,5mm

Finiture / Finishes

01. Naturale e lappata

02. Mix naturale e variante

Al consueto mosaico a tessere di fondo ceramico si aggiungono le geometrie illusorie di Cube. La superficie sviluppa tridimensionalità all'interno dei confini dell'esagono, dove fondo e varianti giocano con la prospettiva.

The typical plain ceramic tile mosaic is combined with the illusory geometries of Cube. The surface develops three-dimensionality within the confines of the hexagon, in which plain tiles and variants play with perspective.

Mosaics.





03.

The Collection.

Slimtech Concreto

Continuità e pulizia delle superfici, verticali e orizzontali; pareti monolitiche, pavimenti che dilatano gli ambienti, arredi: Slimtech Concreto dispiega le infinite possibilità delle grandi lastre di gres porcellanato sottile. E alle suggestioni del cemento i complementi decorativi sovrappongono frammenti d'oro e tracce imprevedibili di un elemento vitale come l'acqua, nella sua naturale, organica interazione col cemento.

Continuous, clean surfaces, both vertical and horizontal; monolithic walls, floors that expand spaces, furnishings: Concreto Slimtech unveils the infinite possibilities of large slabs of thin porcelain stoneware. The decorative accessories combine concrete references with fragments of gold and unpredictable traces of water, a vital element in its natural, organic interaction with concrete.

03a.

Extra Light
and Medium.

Concreto Medium






WALL
Concrete Medium 120x260
Concrete Extra Light 120x260

FLOOR
Concrete Extra Light 120x120

Concreto Extra Light



WALL
Concreto Extra Light 120x260
Concreto Medium 120x260

FLOOR
Concreto Extra Light 120x120



L'interpretazione personale dell'habitat domestico. Raffinate texture materiche, fanno da cornice a uno scenario composto di pochi, semplici elementi. Superfici, arredi, oggetti scelti e abbinati con cura, per creare una sapiente armonia fra volumi, colori, vuoti e pieni.

The personal interpretation of home. Refined material textures frame a scenery that is made up of a few simple elements. Surfaces, furniture, items that were thoroughly selected and combined to harmoniously combine elements, colours, solids and voids.

03b.

Light and Medium.

FLOOR
Concrete Light 120x120

WALL
Drops Gold Medium 120x260





WALL
Drops Gold Medium 120x260

FLOOR
Concrete Light 120x120



Drops Gold Medium

Un moderno convivio, con un mood raffinato. Ombre che proiettano segni grafici sulle superfici, forme sinuose che disegnano un ambiente accogliente ed elegante allo stesso tempo. Uno spazio intimo che esprime uno stile di vita elevato, in ogni minimo dettaglio.

Modern harmony with a sophisticated mood. Shadows projecting graphics on the surfaces, meandering forms designing a cosy, yet elegant space. An intimate environment that highlights a high-end lifestyle, starting from the slightest of details.

Concreto Light 120x120



03c.

Dark and Light.

Reef Dark





Immersione totale nel benessere. Sensazioni materiche profonde che avvolgono il corpo e la mente, memorie ancestrali e design contemporaneo. Il piacere di ritrovare il contatto con sè stessi e con gli elementi della natura, alla luce di una moderna cultura dell'abitare e del vivere.

Total immersion in wellness. Deep material feelings that wrap both the body and the mind, ancestral memories and contemporary design. The pleasure to be in touch with oneself and with the elements of nature, always bearing in mind a modern culture of dwelling and living.

WALL
Reef Dark 120x260
Concrete Light 60x120

FLOOR
Concrete Dark 120x120

Concreto Light 60x120



Concreto Dark 120x120



03d.

Classicità e contemporaneità si incontrano. Memoria e attualità, arte e artigianato, design e tecnologia, in un mix eclettico ed equilibrato che crea un'atmosfera speciale. Su tutto aleggia un senso di sartorialità, autenticità e bellezza che trascende ogni definizione.

Classical and contemporary looks combined. Memory and modernity, arts and crafts, design and technology, all in an eclectic and balanced combination create a special atmosphere. Everything is wrapped by a sense of made-to-measure, authenticity and beauty, which transcends any definition.

Dark and Medium.

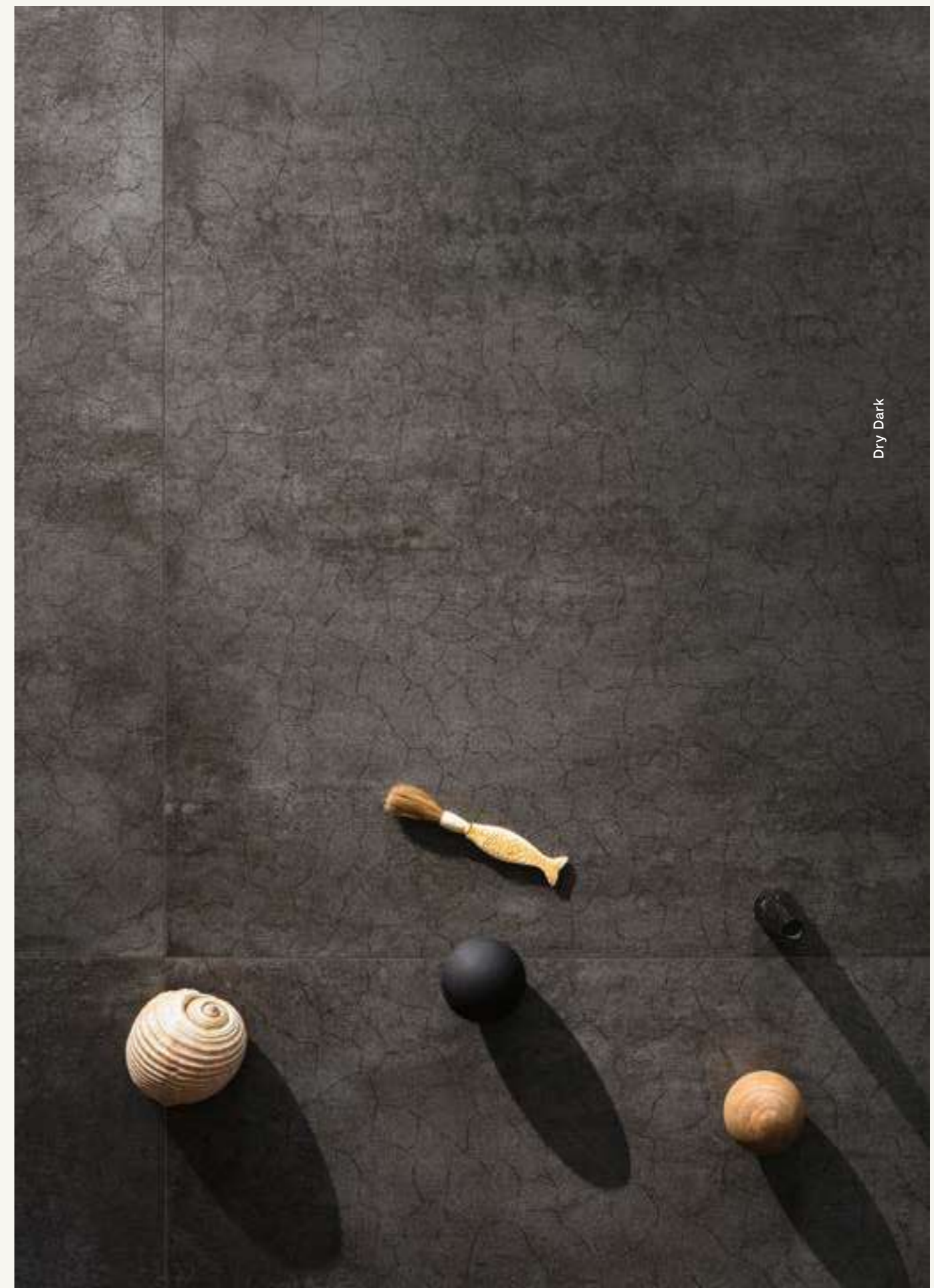
Foam Medium



RECEPTION DESK
Concrete Rust

WALL
Foam Medium 120x260
Dry Dark 120x260

FLOOR
Concrete Medium 120x260





03e.

Rust and Medium.

Concrete Rust





Il piacere di andare oltre i luoghi comuni. Citazioni industriali e design minimale, per uno spazio capace di stupire, attrarre, coinvolgere in tutti i sensi. Un'esperienza materica e formale creata su misura per gli spiriti più raffinati, in grado di cogliere ogni sfumatura del progetto.

The pleasure to go beyond the mundane. Industrial references and minimal design for a space that can astonish, attract and engage in every way. A bespoke tangible and distinct experience for the most refined crowd, who can fully understand every little detail of the project.

FLOOR
Tide Medium 120x260

WALL
Concrete Rust 120x260

COUNTER
Concrete Rust



Concreto Rust



Tide Medium 120x260



COUNTER
Concrete Rust

WALL
Concrete Rust 120x260

FLOOR
Tide Medium 120x260



04.

The Collection.

Concreto and Zoom

Pavimenti per interni ed esterni, mosaici e le suggestioni organiche inscritte nei pattern grafici di Zoom; ma anche pavimenti spessorati L2 per ambienti en plein air. La versione in gres porcellanato amplia le potenzialità della collezione con un articolato set di strumenti ceramici. Tra essi è Zoom a rivelare i tratti più insospettati della personalità di Concreto: ai quattro tappeti decorativi mono-soggetto si affianca il mix di motivi che reinventa le tradizionali cementine di piccolo formato.

Indoor and outdoor floors, mosaics and organic features inscribed in the graphic patterns of Zoom; as well as thick L2 floors for outdoor environments. The porcelain stoneware version expands the collection's potential with a cohesive set of ceramic tools. Of these, it is Zoom that reveals the most unexpected traits of Concreto's personality: the four single-subject decorative carpets are combined with a mix of motifs that reinvents the traditional small-format cement tiles.

04a.

Alla ricerca di un rapporto più intimo con la materia, Zoom agisce come un potente microscopio: osserva la struttura del cemento e porta in superficie tracce della presenza d'acqua. L'interazione di questo elemento con la materia genera imprevedibili pattern grafici che Zoom, con tratto vigoroso, e come da una prospettiva macro, ingigantisce.

In search of a more intimate relationship with the material, Zoom acts as a powerful microscope: it observes the structure of concrete and brings traces of the presence of water to the surface. This element's interaction with the material generates unpredictable graphic patterns which Zoom, with a vigorous effect, and from a macro perspective, magnifies.

Zoom.

WALL
Concrete Medium 120x260

FLOOR
Zoom Reef Glow 60x60





FLOOR
Zoom Reef Glow 60x60

WALL
Concreto Medium 120x260

COUNTER
Concreto Medium



COUNTER
Concreto Medium

FLOOR
Zoom Reef Glow 60x60



Zoom Reef Shade

04b.

Lo spazio di lavoro si apre a connotare il contesto. Uno studio dalla personalità spiccata, basato sulla continuità estetica tra superficie interna ed esterna e sull'armonico accostamento di tonalità di grigio, colore cardine dell'estetica del cemento.

The workspace opens up to characterization. A study with a strong personality, based on aesthetic continuity between the internal and external surface and on a harmonious combination of shades of grey, the key colour of concrete aesthetics.

WALL
Tide Medium 120x260

FLOOR
Concrete Medium 60x60 grip

Medium, Dark and Zoom.





WALL
Tide Medium 120x260

FLOOR
Concreto Medium 60x60 grip



Con la sua variegata vivacità, Zoom suggerisce l'idea di movimento. I tappeti grafici mono-soggetto bilanciano l'imponenza riservata delle grandi lastre sottili. In Zoom Mix la prospettiva macro incontra il piccolo formato. Il pattern decorativo si fa più mosso e più contrastato: scompone e ricompone l'intera paletta cromatica della collezione.

With its varied liveliness, Zoom evokes the idea of movement. The single-subject patterned carpets balance out the reserved grandeur of the large thin slabs. In Zoom Mix, macro perspective meets small format. The decorative pattern becomes more blurred and contrasting: it breaks down and reassembles the collection's entire colour range.

WALL
Concrete Dark 120x260

FLOOR
Zoom Foam Shade 60x60

Zoom Mix 20



FLOOR
Concrete Medium 60x60 nat
Zoom Mix 20

WALL
Concrete Dark 120x260



04c.


Zoom rivela una sintonia perfetta con lo spirito della collezione, ma anche uno scarto, che sorprende e intriga. In cucina la luce che cala dall'alto si fa via via più intima. Le superfici lappate, la pulizia dei volumi e il piano di lavoro monolitico rendono protagonista l'essenzialità della materia. Nei grandi formati in gres porcellanato e nelle campiture possibili grazie alle lastre di Slimtech il cemento si conferma un potente strumento di design.

Zoom conveys perfect harmony with the spirit of the collection, as well as a deviation that surprises and intrigues. In the kitchen, the light that descends from above becomes gradually more intimate. The honed surfaces, clean volumes and monolithic worktop accentuate the material's essential nature. In the large porcelain stoneware formats and in the backgrounds made possible by the Slimtech slabs, concrete remains a powerful design tool.

Medium, Dark and Zoom.

WALL
Concrete Medium 120x260

FLOOR
Zoom Foam Glow 60x60





WALL
Mosaico 36 Medium nat

FLOOR
Concreto Dark 90x90 lapp



Concreto Dark 90x90 lapp



04d.

Light, Dark
and Zoom.

WALL
Concrete Light 120x260
Concrete Dark 120x260

FLOOR
Zoom Reef Glow 60x60





Un quartier generale, tra imponenti riferimenti architettonici e suggestioni industriali: spazi ampi, superfici estese in dialogo continuo con la luce. Grandi formati e setti monolitici si confrontano con gli imprevedibili innesti di Zoom, che svela le strutture segrete della materia e ne fa densi tratteggi grafici.

A headquarters with majestic architectural references and industrial features: large spaces and extensive surfaces in continuous dialogue with light. Large formats and monolithic partitions are combined with unpredictable Zoom inserts that reveal the secret structures of the material and create dense graphic hatching.



Concrete Light 90x90 nat

04e.

Il bisogno di fare spazio, di dilatare i confini di un'appartenenza che non è solo fisica. Una grande casa-museo che accoglie la luce e in essa isola ogni pezzo d'arredo, ogni complemento e le sue ragioni. Un ambiente giocato su linee rette e quinte successive, in un equilibrio sempre provvisorio, tutto da scoprire.

The need to make space, to expand the boundaries of belonging that is not only physical. A large museum-house that welcomes the light and isolates every piece of furniture, every accessory and its reasons. An environment that plays with straight lines and successive partitions, in an always temporary balance, waiting to be discovered.

Extra Light and Light.

WALL
Cube Mix Light

FLOOR
Concrete Extra Light 60x60 nat





FLOOR
Concrete Extra Light 60x60 nat

WALL
Foam Light 30x60



Lea Ceramiche

Grafica e geometria si inseguono a vicenda. La texture intacca la forma mentre questa cerca di imporre una tridimensionalità illusoria. Un alternarsi incessante che solo la vivacità del riflesso attenua, sposta sullo sfondo.

Graphic elements and geometrical features pursue each other. Texture affects shape as it tries to impose an illusory three-dimensionality. An incessant alternation that only the brightness of the reflection diminishes, moving it to the background.

Cube Mix Light



Concreto Extra Light 45x90 nat



Dry Extra Light 60x60

04f.

Outdoor.

Concreto Medium 90x90 - L2 20mm





Concrete Light 90x90 - L2 20mm



Il giardino, il terrazzo, il soggiorno all'aria aperta: prosegue il discorso estetico avviato all'interno. Ceramica spessorata L2 progettata per resistere al tempo, ai carichi e alle sollecitazioni atmosferiche. Senza derogare a stile e voglia di unicità.

The garden, the terrace and open-air living room: the aesthetic discourse started inside continues. Thick L2 ceramic designed to be durable and to withstand loads and atmospheric stresses. Without neglecting style and a desire for uniqueness.

05.

Info.



Tide Medium

Colori / Colors

Concreto Extra Light



Concreto Light



Concreto Medium



Concreto Dark



Concreto Rust



Varianti Slimtech / Slimtech Variations

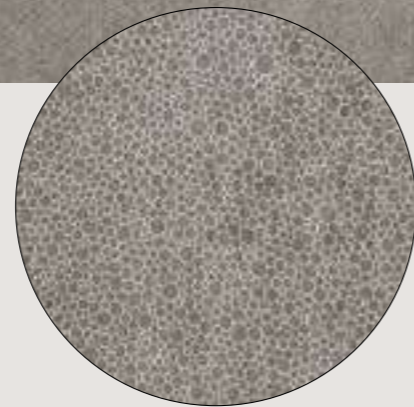

Tide

Foam



Concreto Medium

Concreto Medium



Reef

Dry



Concreto Dark

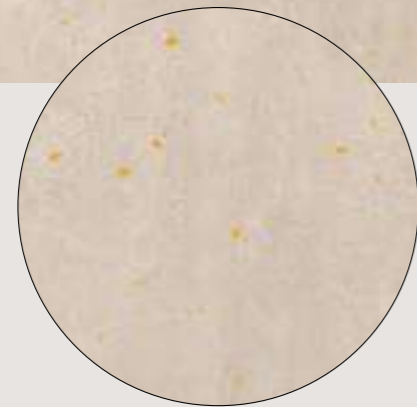
Concreto Dark



Drops Gold



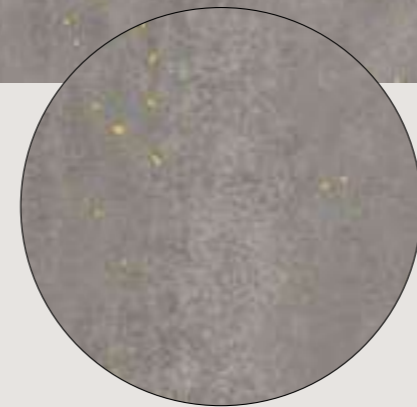
Concreto Extra Light




Concreto Light




Concreto Medium



Concreto Dark



Concreto Rust



Varianti Gres / Stoneware Variations


Dry

Foam



Concreto Extra Light

Concreto Light






Tide

Reef




Concreto Medium

Concreto Dark




Zoom Foam Shade



60x60cm
24"x24"

Zoom Reef Shade



60x60cm
24"x24"

Zoom Foam Glow



60x60cm
24"x24"

Zoom Reef Glow




60x60cm
24"x24"

Zoom Mix 60



60x60cm
24"x24"

Zoom Mix 20



20x20cm
8"x8"

Zoom Mix 20 è composto da 16 grafiche differenti da miscelare. Il mix visualizzato non è vincolante, se ne consiglia la posa random.

Zoom Mix 60 è composto da 16 grafiche differenti da miscelare. Il mix visualizzato non è vincolante, se ne consiglia la posa random. Il packaging prevede colli da 4 pz con grafiche casuali: si consiglia di prevedere l'acquisto di una piccola % di materiale in più rispetto allo standard per favorire una migliore composizione delle grafiche nella fase di posa.

Zoom Mix 20 is composed of 16 different patterns designed to be mixed together. The displayed mix is not obligatory; we recommend random installation.

Zoom Mix 60 is composed of 16 different patterns designed to be mixed together. The displayed mix is not obligatory; we recommend random installation. The packaging includes packages of 4 pcs with random patterns: we recommend that you purchase a small percentage of extra material to facilitate the composition of the patterns in the installation stage.

Formati Slimtech / Slimtech Sizes




Gres porcellanato laminato
/Laminated porcelain stoneware
Spessore/thickness: 6mm

PR()TECT
ANTIBATTERICO - ANTIMICROBIAL



60x120cm
24"x48"
NAT



120x120cm
48"x48"
NAT



120x260cm
48"x102"
NAT

Finiture / Finishes

Nat



residenziale
residential



commerciale leggero
light commercial



commerciale intensivo
intensive commercial

Decori Slimtech / Slimtech Decors



Drops Gold



60x120cm
24"x48"



120x120cm
48"x48"




120x260cm
48"x102"

Varianti Slimtech / Slimtech Variations



Foam

Concreto Medium




120x120cm
48"x48"




120x260cm
48"x102"

Tide

Concreto Medium



120x120cm
48"x48"



120x260cm
48"x102"

Reef

Concreto Dark




120x120cm
48"x48"




120x260cm
48"x102"

Dry

Concreto Dark



120x120cm
48"x48"




120x260cm
48"x102"

Formati Gres / Stoneware Sizes



Gres porcellanato / Porcelain stoneware Spessore/thickness: 9,5mm

PR()TECT
ANTIBATTERICO - ANTIMICROBIAL




30x60cm
12"x24"
NAT / LAPP

60x60cm
24"x24"
NAT / LAPP / GRIP

45x90cm
18"x36"
NAT / LAPP

90x90cm
36"x36"
NAT / LAPP

*Spessore/thickness: 20mm



90x90cm
36"x36"
GRIP

* Protezione antibatterica non presente
No antimicrobial protection

Finiture / Finishes

Nat



residenziale
residential



commerciale leggero
light commercial



commerciale intensivo
intensive commercial

Lapp



residenziale
residential



commerciale leggero
light commercial



commerciale intensivo
intensive commercial

Grip




esterno
outdoor

Varianti Gres / Stoneware Variations



Dry Extra Light



60x60cm
24"x24"



30x60cm
12"x24"

Foam Light



60x60cm
24"x24"



30x60cm
12"x24"

Tide Medium



60x60cm
24"x24"



30x60cm
12"x24"

Reef Dark



60x60cm
24"x24"




30x60cm
12"x24"

Zoom




Zoom Foam Shade




60x60cm
24"x24"

Zoom Reef Shade



60x60cm
24"x24"

Zoom Foam Glow




60x60cm
24"x24"

Zoom Reef Glow



60x60cm
24"x24"

Zoom Mix



20x20cm
8"x8"


60x60cm
24"x24"

Zoom mix è composto da 16 grafiche differenti da miscelare con posa random.
Zoom mix has 16 different graphic variations to be mixed and laid randomly.

Mosaici Gres / Stoneware Mosaics

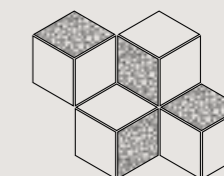


Mosaico 36



30x30cm
12"x12"
NAT / LAPP

Cube Mix



35x30,5cm
13^{3/4}"x12"
NAT + varianti

Fondi / Plain tiles

		Concrete Extra Light	Concrete Light	Concrete Medium	Concrete Dark	Concrete Rust	
120x260cm 48"x102"	Ⓢ 6mm	LS6CN10	LS6CN20	LS6CN30	LS6CN00	LS6CN40	
120x120cm 48"x48"	Ⓢ 6mm	LS8CN10	LS8CN20	LS8CN30	LS8CN00	LS8CN40	
60x120cm 24"x48"	Ⓢ 6mm	LSXCN10	LSXCN20	LSXCN30	LSXCN00	LSXCN40	
90x90cm 36"x36"	Ⓢ 9,5mm	NAT	LG9C310	LG9C320	LG9C330	LG9C300	—
		LAPP	LG9C3L1	LG9C3L2	LG9C3L3	LG9C3L0	—
45x90cm 18"x36"	Ⓢ 9,5mm	NAT	LGGC310	LGGC320	LGGC330	LGGC300	—
		LAPP	LGGC3L1	LGGC3L2	LGGC3L3	LGGC3L0	—
60x60cm 24"x24"	Ⓢ 9,5mm	NAT	LGWC310	LGWC320	LGWC330	LGWC300	—
		LAPP	LGWC3L1	LGWC3L2	LGWC3L3	LGWC3L0	—
		GRIP	LGWC360	LGWC370	LGWC380	LGWC350	—
30x60cm 12"x24"	Ⓢ 9,5mm	NAT	LGVC310	LGVC320	LGVC330	LGVC300	—
		LAPP	LGVC3L1	LGVC3L2	LGVC3L3	LGVC3L0	—
90x90cm L2 36"x36"	Ⓢ 20mm	GRIP	LG9C360	LG9C370	LG9C380	LG9C350	—

Decori / Decors

		Concrete Extra Light	Concrete Light	Concrete Medium	Concrete Dark	Concrete Rust	
Drops gold	Ⓢ	120x260cm 48"x102"	LS6CNG1	LS6CNG2	LS6CNG3	LS6CNG0	LS6CNG4
		120x120cm 48"x48"	LS8CNG1	LS8CNG2	LS8CNG3	LS8CNG0	LS8CNG4
		60x120cm 24"x48"	LSXCNG1	LSXCNG2	LSXCNG3	LSXCNG0	LSXCNG4

Zoom

		Concrete Extra Light	Concrete Light	Concrete Medium	Concrete Dark	Concrete Rust
Zoom Mix 20	Ⓢ 20x20cm 8"x8"	LGLC3Z0	—	—	—	—
Zoom Mix 60	Ⓢ 60x60cm 24"x24"	LGWC3Z0	—	—	—	—
Zoom Foam Shade	Ⓢ 60x60cm 24"x24"	—	LGWC3Z6	—	—	—
Zoom Foam Glow	Ⓢ 60x60cm 24"x24"	—	—	LGWC3Z7	—	—
Zoom Reef Shade	Ⓢ 60x60cm 24"x24"	—	—	—	LGWC3Z4	—
Zoom Reef Glow	Ⓢ 60x60cm 24"x24"	—	—	—	—	LGWC3Z5


Varianti / Variations

		Concrete Extra Light	Concrete Light	Concrete Medium	Concrete Dark	Concrete Rust	
Dry Dark	Ⓢ	120x260cm 48"x102"	—	—	—	LS6CND0	—
		120x120cm 48"x48"	—	—	—	LS8CND0	—
Foam Medium	Ⓢ	120x260cm 48"x102"	—	—	LS6CNF0	—	—
		120x120cm 48"x48"	—	—	LS8CNF3	—	—
Tide Medium	Ⓢ	120x260cm 48"x102"	—	—	LS6CNT0	—	—
		120x120cm 48"x48"	—	—	LS8CNT3	—	—
Reef Dark	Ⓢ	120x260cm 48"x102"	—	—	—	LS6CNR0	—
		120x120cm 48"x48"	—	—	—	LS8CNR0	—
Dry Extra Light	Ⓢ	60x60cm 24"x24"	LGWC3D1	—	—	—	—
		30x60cm 12"x24"	LGVC3D1	—	—	—	—
Foam Light	Ⓢ	60x60cm 24"x24"	—	LGWC3D2	—	—	—
		30x60cm 12"x24"	—	LGVC3D2	—	—	—
Tide Medium	Ⓢ	60x60cm 24"x24"	—	—	LGWC3D3	—	—
		30x60cm 12"x24"	—	—	LGVC3D3	—	—
Reef Dark	Ⓢ	60x60cm 24"x24"	—	—	—	LGWC3D0	—
		30x60cm 12"x24"	—	—	—	LGVC3D0	—

Mosaici / Mosaics

		Concrete Extra Light	Concrete Light	Concrete Medium	Concrete Dark	Concrete Rust	
Mosaico 36	Ⓢ	NAT	LGCC310	LGCC320	LGCC330	LGCC300	—
		LAPP	LGCC3L1	LGCC3L2	LGCC3L3	LGCC3L0	—
Cube Mix	Ⓢ	NAT	LGCC3M1	LGCC3M2	LGCC3M3	LGCC3M0	—
		LAPP	—	—	—	—	—

Pezzi Speciali / Trims

		Concrete Extra Light	Concrete Light	Concrete Medium	Concrete Dark		
Sezione gradino 4cm / 1 9/16"							
Battiscopa	5,5x60cm 12"x24"	NAT	LGRC310	LGRC320	LGRC330	LGRC300	—
		LAPP	LGRC3L1	LGRC3L2	LGRC3L3	LGRC3L0	—
Gradino Plus	30x60cm 12"x24"	NAT	LG9C3N1	LG9C3N2	LG9C3N3	LG9C3N0	—
		LAPP	LG9C3P1	LG9C3P2	LG9C3P3	LG9C3P0	—
		GRIP	LG9C3G1	LG9C3G2	LG9C3G3	LG9C3G0	—
Angolo sx Gradino Plus	30x60cm 12"x24"	NAT	LG3C3N1	LG3C3N2	LG3C3N3	LG3C3N0	—
		LAPP	LG3C3P1	LG3C3P2	LG3C3P3	LG3C3P0	—
		GRIP	LG3C3G1	LG3C3G2	LG3C3G3	LG3C3G0	—
Angolo dx Gradino Plus	30x60cm 12"x24"	NAT	LG3C3N1	LG3C3N2	LG3C3N3	LG3C3N0	—
		LAPP	LG3C3P1	LG3C3P2	LG3C3P3	LG3C3P0	—
		GRIP	LG3C3G1	LG3C3G2	LG3C3G3	LG3C3G0	—

P R () T E C T

L'esclusiva tecnologia Panariagroup per pavimenti e rivestimenti antibatterici ad altissime performance. Per un abitare sano, sicuro e protetto.

The exclusive Panariagroup technology for antimicrobial floor and wall coverings with the highest performance. To live healthy, safe and secure.



Azione potente.
Elimina i batteri e ne impedisce la proliferazione
Powerful action.
Eliminates microbes and prevents their reproduction



Efficacia eterna.
Grazie alla tecnologia integrata in modo permanente nel prodotto
Eternal effectiveness.
Thanks to the technology permanently integrated into the product



Protezione continua.
Sempre attivo, 24 ore su 24, con e senza luce solare
Continuous protection.
Always active, 24 hours a day, with and without sunlight



Qualità garantita
dalla partnership
CON MICROBAN®
Guaranteed quality
by the partnership
with MICROBAN®

PANARIAgroup


www.protect.panariagroup.it

LASTRE CERAMICHE SOTTILI DI QUALITÀ SUPERIORE.

Gres porcellanato laminato in grande formato: un materiale leggero, versatile e resistente per nuove prospettive progettuali nel mondo dell'architettura e dell'abitare.

/ SUPERIOR QUALITY THIN CERAMIC SLABS.

Large-sized laminated porcelain stoneware: a light, resistant and versatile product for new design perspectives in the world of architecture and housing.



1. Massimi standard qualitativi e prestazionali. Grazie all'utilizzo di materie prime pregiate

/ Highest standards in quality and performance. Thanks to the use of the best raw materials

2. Lastre supercompatte ed elastiche. Grazie a un processo di pressatura unico

/ Highly compact and elastic slabs. Thanks to a unique pressing process

3. Eccellente resa estetica dei materiali. Grazie a tecniche esclusive di lavorazione delle superfici

/ Excellent aesthetic look of the products. Thanks to exclusive surface treatment technologies

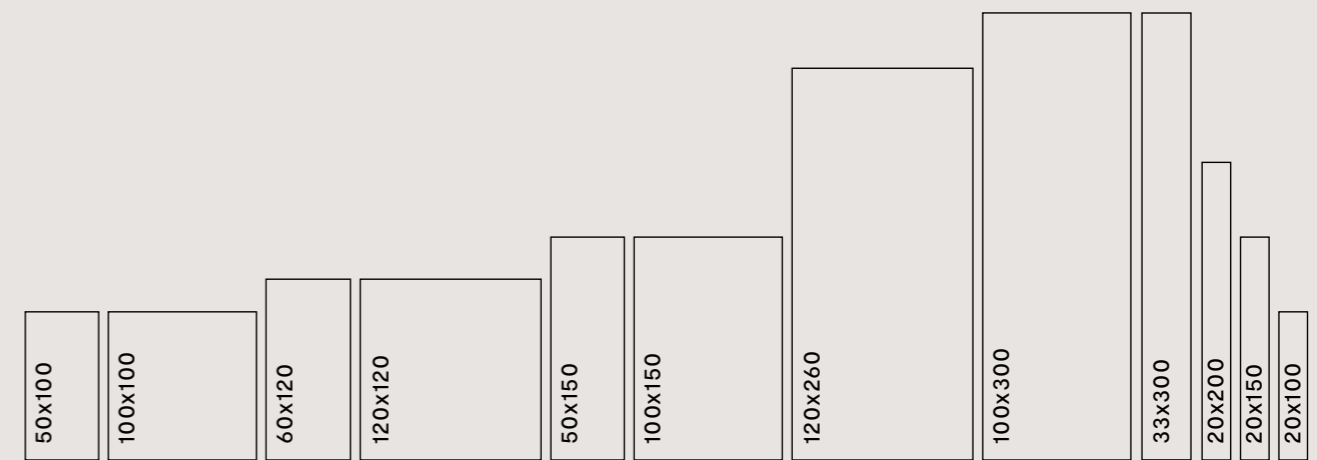
4. Straordinaria extra-resistenza. Grazie al rinforzo in fibra di vetro

/ Extraordinary added resistance. Thanks to the reinforcing fibreglass mesh

5. Alta sostenibilità ambientale. Meno materie prime utilizzate, minor consumo di acqua ed energia, minori emissioni di CO₂

/ Highly Eco-friendly. Less raw materials used, lower water and energy consumption and lower CO₂ emissions

Formati / Sizes (cm)



6mm

Sottile e resistente.

Thin and resistant.



3.5mm



5.5mm



Ultrasottile e ultrasensibile. Con rinforzo in fibra di vetro.

Ultra-thin and ultra-resistant. With fibreglass mesh reinforcement.

Caratteristiche tecniche / Technical characteristics



Gres porcellanato laminato UGL /Laminated porcelain stoneware UGL SLIMTECH 6mm		Conforme/according to: ISO 13006 G (Gruppo/Group Bla) EN 14411 G (Gruppo/Group Bla) ANSI A137.3	
	Metodo di prova /Test method	Requisiti prescritti /Required values	Valori medi /Average values
Assorbimento d'acqua /Water absorption	ISO 10545-3 ASTM C373	≤ 0,5%	0,1%
Resistenza a flessione /Modulus of rupture	ISO 10545-4 ASTM C1505	≥ 35 N/mm ² ≥ 6000 PSI	50 N/mm ² ≥ 6000 PSI
Resistenza all'abrasione profonda /Resistance to deep abrasion	ISO 10545-6 ASTM C1243	≤ 175 mm ³	Conforme/conforms
Dilatazione termica lineare /Linear thermal expansion	ISO 10545-8 ASTM C372	Requisito non previsto/No provision	$\alpha \leq 7 \times 10^{-6} \text{ }^\circ\text{C}^{-1}$ $\alpha \leq 4.4 \times 10^{-6} \text{ }^\circ\text{F}^{-1} / \alpha \leq 8 \times 10^{-6} \text{ }^\circ\text{C}^{-1}$
Resistenza alle macchie /Stain resistance	ISO 10545-14 ASTM C1378	Classe/Class 3 Min. Come indicato dal produttore /As indicated by manufacturer	5 Resistente/Resistant Class A Resistente/Resistant
Resistenza all'attacco chimico* /Chemical resistance	ISO 10545-13 ASTM C650	Come indicato dal produttore /As indicated by manufacturer	LA—HA Resistente/Resistant Class A Resistente/Resistant
Resistenza al gelo /Frost resistance	ISO 10545-12 ASTM C1026	Nessuna alterazione/No alteration Come indicato dal produttore /As indicated by manufacturer	Resistente/Resistant Resistente/Resistant
Resistenza allo scivolamento /Slip resistance	DIN 51130 BCR-TORTUS ANSI A326.3	—	R10 $\mu > 0,40$ DCOF ≥ 0.42
Reazione al fuoco /Fire reaction	EN 13823 EN 9239-1	CPR (UE) 305/2011, 2000/147/CE, UNI EN 13501-1	Classe/Class A1 (wall) Classe/Class A1 _{fl} (floor)
Diffusione di fiamma /Flame spread	ASTM E84	—	Classe/Class A
Stonalizzazione /Shade variation	ANSI A137/3	Come indicato dal produttore /As indicated by manufacturer	V3 Variazioni moderate /Moderate variation

Fuga minima consigliata: vedi Manuale Tecnico Slimtech/minimum suggested joint: refer to Slimtech Technical Manual.
*Ad esclusione dell'acido fluoridrico e derivati/excluding hydrofluoric acid and its derivatives

Caratteristiche tecniche / Technical characteristics




Gres tutta massa UGL /Full-body Porcelain UGL 11mm / 10mm / 20mm		Conforme/according to: ISO 13006 G (Gruppo/Group Bla) EN 14411 G (Gruppo/Group Bla) ANSI A137.3 (Porcelain tile, P1 Class)	
	Metodo di prova /Test method	Requisiti prescritti /Required values	Valori medi /Average values
Assorbimento d'acqua /Water absorption	ISO 10545-3 ASTM C373	≤ 0,5%	0,05%
Sforzo di rottura /Breaking strength	ISO 10545-4 ASTM C648	≥ 1300 N ≥ 250 lbf	2500 N - 10mm / 3000 N - 11mm 13600 N - 20mm 600 lbf - 10mm / 700 lbf - 11mm 2800 lbf - 20mm
Resistenza a flessione /Modulus of rupture	ISO 10545-4	≥ 35 N/mm ²	50 N/mm ²
Resistenza all'abrasione profonda /Deep abrasion resistance	ISO 10545-6 ASTM C1243	≤ 175 mm ³	145 mm ³
Dilatazione termica lineare /Linear thermal expansion	ISO 10545-8 ASTM C372	Requisito non previsto	$\alpha \leq 7 \times 10^{-6} \text{ }^\circ\text{C}^{-1}$ $\alpha \leq 4.4 \times 10^{-6} \text{ }^\circ\text{F}^{-1} / \alpha \leq 8 \times 10^{-6} \text{ }^\circ\text{C}^{-1}$
Resistenza alle macchie /Stain resistance	ISO 10545-14 ASTM C1378	Classe/Class 3 Min. As indicated by manufacturer	5 Resistente/Resistant A Resistant
Resistenza all'attacco chimico(*) /Chemical resistance	ISO 10545-13 ASTM C650	Come indicato dal produttore As indicated by manufacturer	LA—HA Resistente/Resistant A Resistant
Resistenza al gelo /Frost resistance	ISO 10545-12 ASTM C1026	Nessuna alterazione/No alteration As indicated by manufacturer	Resistente/Resistant Resistant
Resistenza allo scivolamento /Slip resistance	DIN 51130 DIN 51097 BCR-TORTUS DCOF/ANSI A326.3 AS-NZS 4586 BS 7976-2	—	R10 (Nat) R11 (Grip, 20mm) A+B (Nat) - A+B+C (Grip, 20mm) $\mu > 0,40$ DCOF ≥ 0.42 (Nat, Grip, 20mm) P3 (Nat) - P4 (Grip, 20mm) PTV 36+ wet (sl. 96) (Nat) - PTV 36+ wet (sl. 96 - sl.55) (Grip,20mm)
Reazione al fuoco /Fire reaction	EN 13823 EN 9239-1	CPR (UE) 305/2011, 2000/147/CE, UNI EN 13501-1	Classe/Class A1 (wall) Classe/Class A1 _{fl} (floor)
Flame spread	ASTM E84	—	Class A
Conducibilità termica /Thermal conductivity	EN 12524	—	$\lambda = 1,3 \text{ W/m}^\circ \text{K} / 0.7 \text{ BTU/ft h}^\circ \text{F}$
Stonalizzazione /Shade variation	ANSI A 137.3	Come indicato dal produttore /As indicated by manufacturer	V3 Variazioni moderate /Moderate variation
Fuga minima consigliata(**) /Minimum suggested joint	RETT- RECT (indoor) - RETT- RECT (outdoor) -	—	2mm 5mm circa / approx.


(**) Salvo diversa indicazione dei Codici di Posa Nazionali. La larghezza delle fughe deve comunque essere decisa dalla Direzione Lavori.
/ The width of grout joints must be established by the installation supervisor, unless grout widths are regulated by national laying standards.
(*) Ad esclusione dell'acido fluoridrico e derivati / Excluding hydrofluoric acid and its derivatives.

◉ Slimtech Concreto overview

Colori / Colors



Varianti / Variations

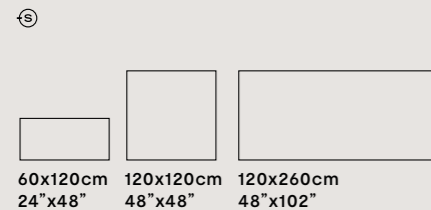


Decori / Decors




Formati / Sizes ^{LT}


Fondi/Plain Tiles



Decori/Decors




Varianti/Variations



Materiale/material:
Gres porcellanato laminato
Laminated porcelain stoneware
Spessore/thickness: 6mm

◉ Concreto and Zoom overview


Colori / Colors



Varianti / Variations



Zoom

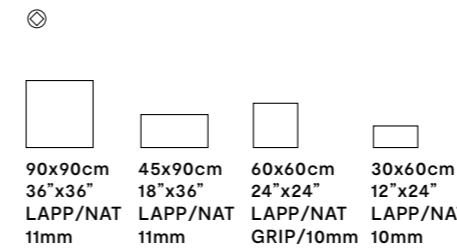


Mosaici / Mosaics

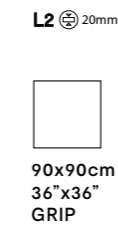


Formati / Sizes ^{LT}


Fondi/Plain Tiles




Fondi/Plain Tiles



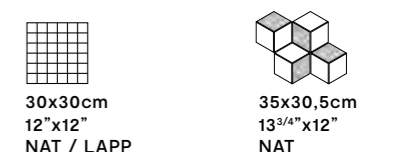
Zoom



Varianti/Variations



Mosaici/Mosaics



Materiale/material:
Gres porcellanato
Porcelain stoneware
Spessore/thickness: 9,5mm/20mm

Mosaici / Mosaics:
disponibili in tutti i colori /
all colors available

Cube Mix: superfici
mixate Nat + Varianti /
mixed surfaces:
Nat + Variations

leaceramiche.com



3-TECH PROJECT

ITALIER

www.italier.cz | obchod@italier.cz | +420 774 431 196