



N.B.: fuori misura solo in larghezza

## CARATTERISTICHE TECNICHE

### ANTE

anta a telaio in melaminico sincro poro effetto vintage fiamma verticale sp.20 mm bordata su tutti i lati interni ed esterni con pannello sp.8 mm nei colori opachi: abete nordico bianco (opz.4406), abete nordico terra (opz.4407), rovere naturale vintage (opz.5310)

### FRONTALI CASSETTI

in melaminico sincro poro effetto vintage fiamma verticale sp.20 mm nei colori opachi: abete nordico bianco (opz.4406), rovere naturale vintage (opz.5310)

### ANTE VETRO

telaio in melaminico sincro poro effetto vintage sp.20 mm, nei colori opachi: abete nordico bianco (opz.4406), abete nordico terra (opz.4407), rovere naturale vintage (opz.5310), con vetro stampato Screen

### MANIGLIE

di serie: **K50 finitura cromo passo mm 160/320 in funzione dell'anta**

a richiesta: K54 finitura cromo passo mm 64/160/320\* in funzione dell'anta  
F466 finitura cromo passo mm 160  
F499 finitura cromo passo mm 160  
F497 finitura cromo passo mm 160  
477 finitura cromo passo mm 64/160/320\* in funzione dell'anta  
F482 finitura cromo passo mm 160  
F463 finitura cromo passo mm 160  
K01 finitura cromo passo mm 160  
K52 finitura cromo passo mm 64/160/320 in funzione dell'anta  
K82 finitura nichel satinato passo mm 128  
K10 finitura nichel satinato passo mm 128/320 in funzione dell'anta  
  
K02 finitura bronzo titanio passo mm 160  
581 incassata finitura bronzo titanio passo mm 128

### STRUTTURE

**ANTE: ABETE NORDICO BIANCO, ROVERE NATURALE VINTAGE**  
nobilitato visone (opz.948M) schiena e ripiano visone (opz.948M)



**CREO ECOLOGIC**  
IL GRUPPO LUBE UTILIZZA PER I COMPONENTI COSTITUENTI LE STRUTTURE DELLE CUCINE SOLO MATERIALE ECOLOGICO FASTELLE SECONDO LA NORMA JIS, CERTIFICATO DAL MINISTERO GIAPPONESE, IL PIÙ SEVERO IN MERITO ALLE NORMATIVE DI SALVAGUARDIA AMBIENTALE.

### MENSOLE

di serie: altezza 3,8 cm in laminato bianco (opz.001), perla d'oriente (opz.940), visone (opz.948M)  
a richiesta: altezza 3,8 cm in melaminico abete nordico bianco (opz.4406), abete nordico terra (opz.4407), rovere naturale vintage (opz.5310)

### ZOCCOLI

di serie: altezza 15 cm in pvc ricoperti in melamina finitura acciaio (opz.407)  
a richiesta: altezza 15 cm in pvc ricoperti in melamina colore alluminio satinato (opz.405)  
altezza 15 cm in pvc ricoperti in melamina bianco (opz.001)  
altezza 15 cm in alluminio finitura brill (opz.412), bianco semilucido (opz.A001), titanio ossidato (opz.414),  
altezza 15 cm in pvc laccato peltro (opz.L9549),  
altezza 15 cm in alluminio verniciato a polvere finitura opaca nei colori: nero (opz.7892), giallo ambra (opz.8225), salvia (opz.8443), rosso corallo (opz.8131), bianco assoluto (opz.740S), acquamarina (opz.8323), verde lichene (opz.8463), bruno antilope (opz.9451), bianco caldo (opz.7401), rosa quarzo (opz.8171),

Note.: out of standard in width only

## TECHNICAL SPECIFICATIONS

**DOORS** melamine-faced door with frame th.20 mm, vertical grain, sync pore with vintage effect, bordered on the internal and external sides with th.8 mm panel in the following matt colours: white nordic fir (opt.4406), vintage natural oak (opt.5310)

**DRAWERS FRONTS** melamine-faced panel, Th. 20 mm, with vertical grain sync pore vintage effect in the following matt colours: white nordic fir (opt.4406), vintage natural oak (opt.5310)

**GLASS DOORS** melamine-faced frame Th. 20 mm, panel and border on the internal and external sides. Frame with vertical grain, sync pore with vintage effect in the following matt colours: white nordic fir (opt.4406), earth nordic fir (opt.4407), vintage natural oak (opt.5310), with Screen printed glass

**HANDLES** **standard:** K50 chrome finish, 160/320 mm centre-to-centre distance depending on the door

**on request:** K54 chrome finish, 64/160/320\* mm centre-to-centre distance depending on the door  
F466 chrome finish, 160 mm centre-to-centre distance  
F499 chrome finish, 160 mm centre-to-centre distance  
F497 chrome finish, 160 mm centre-to-centre distance  
477 chrome finish, 64/160/320\* mm centre-to-centre distance depending on the door  
F482 chrome finish with 160 mm centre-to-centre distance  
F463 chrome finish, 160 mm centre-to-centre distance  
K01 chrome finish, 160mm centre-to-centre distance  
K52 chrome finish, 64/160/320 mm centre-to-centre distance depending on the door  
K82 satin nickel finish, 128 mm centre-to-centre distance  
K10 satin nickel finish centre-to-centre distance 128/320 mm depending on the door

K02 titanium bronze finish, 160 mm centre-to-centre distance  
581 built-in bronze titanium finish, 128 mm centre-to-centre distance

**CARCASSES** **DOORS: WHITE NORDIC FIR, VINTAGE NATURAL OAK**  
melamine-faced mink (opt.948M), mink (opt.948M) back panel and shelf

**SHELVES** **standard:** height 3.8 cm, laminate in the colours white (opt.001), oriental pearl (opt.940), mink (opt.948M)

**on request:** height 3.8 cm melamine-faced, white nordic fir (opt.4406), earth nordic fir (opt.4407), vintage natural oak (opt.5310)

**PLINTHS** **standard:** height 15 cm, melamine-faced pvc with steel finish (opt.407)

**on request:** height 15 cm, melamine-faced pvc with satin aluminium finish (opt.405)  
height 15 cm, white melamine-faced pvc (opt.001)  
height 15 cm, aluminium with brill finish (opt.412), semi-glossy white (opt.A001), oxidised titanium (opt.414),  
height 15 cm, pewter lacquered pvc (opt.L9549),  
height 15 cm in aluminium with matt powder coating in the following colours: black (opt.7892), amber yellow (opt.8225),  
sage (opt.8443), coral red (opt.8131), absolute white (opt.740S), aquamarine (opt.8323), lichen green (opt.8463),  
antelope brown (opt.9451), warm white (opt.7401), rose quartz (opt.8171),

# kyra telaio BRIDGE melaminico melamine

cod. **K25**

ante a telaio finitura sincro poro effetto vintage  
 frame doors with sync pore finish vintage effect

 *colori in pronta consegna  
 available colours*

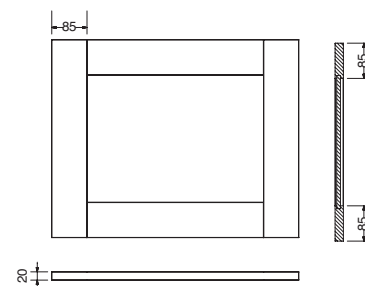


abete nordico bianco  
 (opz.4406)  
 white nordic fir (opt.4406)

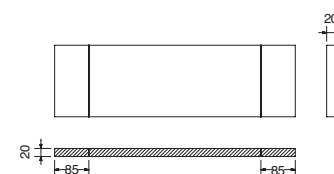


rovere naturale vintage  
 (opz.5310)  
 vintage natural oak (opt.5310)

**ANTA SP. 20 MM**  
**DOOR TH. 20 MM**



**CASSETTO SP. 20 MM**  
**DEEP DRAWER TH. 20 MM**



telaio finitura sincro poro effetto vintage  
 con vetro stampato Screen  
 frame sync pore finish vintage  
 effect and Screen printed glass

 *colori in pronta consegna  
 available colours*

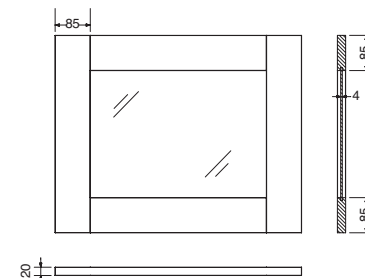


abete nordico bianco  
 (opz.4406)  
 white nordic fir (opt.4406)



rovere naturale vintage  
 (opz.5310)  
 vintage natural oak (opt.5310)

**ANTA SP. 20 MM**  
**DOOR TH. 20 MM**



# kyra telaio

## BRIDGE

MANIGLIE HANDLES

### DI SERIE STANDARD



**Maniglia K50 finitura cromo**  
 anta L 30 a L 45 → passo 160 mm  
 anta da L 60 a L 90 → passo 320 mm

Handle K50 chrome finish  
 door from W 30 to W 45 → centre-to-centre distance 160 mm  
 door from W 60 to W 90 → centre-to-centre distance 320 mm



**Pomo 244P finitura cromo**  
 solo per anta L 15 in abbinamento  
 alla maniglia K50

Knob 244P chrome finish  
 only for door W 15 in combination  
 to the handle K50

### A RICHIESTA ON REQUEST



**Maniglia K54 finitura cromo**  
 anta L 15 → passo 64 mm  
 anta da L 30 a L 45 → passo 160 mm  
 anta da L 60 a L 90 → passo 320\* mm

Handle K54 chrome finish  
 door W 15 → centre-to-centre distance 64 mm  
 door from W 30 to W 45 → centre-to-centre distance 160 mm  
 door from W 60 to W 90 → centre-to-centre distance 320\* mm



**Maniglia F466 finitura cromo**  
 passo 160 mm  
 passo 64 mm solo per anta L 15

Handle F466 chrome finish  
 centre-to-centre distance 160 mm  
 centre-to-centre distance 64 mm for door W 15



**Maniglia F499 finitura cromo**  
 passo 160 mm  
 passo 64 mm solo per anta L 15

Handle F499 chrome finish  
 centre-to-centre distance 160 mm  
 centre-to-centre distance 64 mm for door W 15



**Maniglia F497 finitura cromo**  
 passo 160 mm  
 passo 64 mm solo per anta L 15

Handle F497 chrome finish  
 centre-to-centre distance 160 mm  
 centre-to-centre distance 64 mm for door W 15



**Maniglia 477 finitura cromo**  
 anta L 15 → passo 64 mm  
 anta da L 30 a L 45 → passo 160 mm  
 anta da L 60 a L 90 → passo 320\* mm

Handle 477 chrome finish  
 door W 15 → centre-to-centre distance 64 mm  
 door from W 30 to W 45 → centre-to-centre distance 160 mm  
 door from W 60 to W 90 → centre-to-centre distance 320\* mm




**Maniglia F482 finitura cromo**  
 passo 160 mm  
 passo 64 mm solo per anta L 15

Handle F482 chrome finish  
 centre-to-centre distance 160 mm  
 centre-to-centre distance 64 mm for door W 15



**Maniglia F463 finitura cromo**  
 passo 160 mm  
 passo 96 mm solo per anta L 15

Handle F463 chrome finish  
 centre-to-centre distance 160 mm  
 centre-to-centre distance 96 mm for door W 15



**Maniglia K01 finitura cromo**  
 passo 160 mm  
 passo 64 mm solo per anta L 15

Handle K01 chrome finish  
 centre-to-centre distance 160 mm  
 centre-to-centre distance 64 mm for door W 15



**Maniglia K52 finitura cromo**  
 anta L 15 → passo 64 mm  
 anta da L 30 a L 45 → passo 160 mm  
 anta da L 60 a L 90 → passo 320 mm

Handle K52 chrome finish  
 door W 15 → centre-to-centre distance 64 mm  
 door from W 30 to W 45 → centre-to-centre distance 160 mm  
 door from W 60 to W 90 → centre-to-centre distance 320 mm

# kyra telaio

## BRIDGE

## MANIGLIE HANDLES

A RICHIESTA ON REQUEST



Maniglia K82 finitura nichel satinato  
passo 128 mm

Handle K82 satin nickel finish  
centre-to-centre distance 128 mm



Pomo K82P finitura nichel satinato  
passo 32 mm  
utilizzata per elementi da 15 con maniglia K82

Knob K82P satin nickel finish  
centre-to-centre distance 32 mm  
used for W 15 elements with handle K82



Maniglia K10 finitura nichel satinato  
anta da L 15 maniglia in verticale → passo 128 mm  
anta da L 30 a L 45 → passo 128 mm  
anta da L 60 a L 90 → passo 320 mm

Handle K10 satin nickel finish  
door from W 15 vertical handles → centre-to-centre distance 128 mm  
door from W 30 to W 45 → centre-to-centre distance 128 mm  
door from W 60 to W 90 → centre-to-centre distance 320 mm



Maniglia K02 finitura bronzo titanio  
passo 160 mm  
passo 96 mm solo per anta L 15

Handle K02 finish titanium bronze  
centre-to-centre distance 160 mm  
centre-to-centre distance 96 mm for door W 15



Maniglia incassata 581 finitura bronzo titanio  
anta L 15 → passo 64 mm  
anta da L 30 a L 120 → passo 128 mm

Built-in handle 581 titanium bronze finish  
door W 15 → centre-to-centre distance 64 mm  
door from W 30 to W 120 → centre-to-centre distance 128 mm

N.B.: fuori misura solo in larghezza

## CARATTERISTICHE TECNICHE

**ANTE** anta a telaio in melaminico sincro poro effetto vintage fiamma verticale sp.20 mm bordata su tutti i lati interni ed esterni con pannello sp.8 mm nei colori opachi: abete nordico bianco (opz.4406), abete nordico terra (opz.4407), rovere naturale vintage (opz.5310)

**FRONTALI CASSETTI** in melaminico sincro poro effetto vintage fiamma verticale sp.20 mm nei colori opachi: abete nordico bianco (opz.4406), rovere naturale vintage (opz.5310)

**ANTE VETRO** telaio in melaminico sincro poro effetto vintage sp.20 mm, nei colori opachi: abete nordico bianco (opz.4406), rovere naturale vintage (opz.5310), con vetro stampato Screen

**GOLA**  
di serie: alluminio lucido (opz.410)  
a richiesta: N.B.: per le finiture gole vedi pag.11

**STRUTTURE**  
**ANTE: ABETE NORDICO BIANCO, ROVERE NATURALE VINTAGE**  
nobilitato visone (opz.948M) schiena e ripiano visone (opz.948M)



**MENSOLE**  
di serie: altezza 3,8 cm in laminato bianco (opz.001), perla d'oriente (opz.940), visone (opz.948M)  
a richiesta: altezza 3,8 cm in melaminico abete nordico bianco (opz.4406), abete nordico terra (opz.4407), rovere naturale vintage (opz.5310)

**ZOCCOLI**  
di serie: altezza 13 cm in pvc ricoperti in melamina finitura acciaio (opz.407)  
a richiesta: altezza 13 cm in pvc ricoperti in melamina colore alluminio satinato (opz.405)  
altezza 13 cm in pvc ricoperti in melamina bianco (opz.001)  
altezza 13 cm in alluminio finitura brill (opz.412), bianco semilucido (opz.A001), titanio ossidato (opz.414),  
altezza 13 cm in pvc laccato peltro (opz.L9549),  
altezza 13 cm in alluminio verniciato a polvere finitura opaca nei colori: nero (opz.7892), giallo ambra (opz.8225), salvia (opz.8443), rosso corallo (opz.8131), bianco assoluto (opz.740S), acquamarina (opz.8323), verde lichene (opz.8463), bruno antilope (opz.9451), bianco caldo (opz.7401), rosa quarzo (opz.8171),

Note.: out of standard in width only

## TECHNICAL SPECIFICATIONS

**DOORS** melamine-faced door with frame th.20 mm, vertical grain, sync pore with vintage effect, bordered on the internal and external sides with th.8 mm panel in the following matt colours: white nordic fir (opt.4406), vintage natural oak (opt.5310)

**DRAWERS FRONTS** melamine-faced panel, Th. 20 mm, with vertical grain sync pore vintage effect in the following matt colours: white nordic fir (opt.4406), vintage natural oak (opt.5310)

**GLASS DOORS** melamine-faced frame Th. 20 mm, panel and border on the internal and external sides. Frame with vertical grain, sync pore with vintage effect in the following matt colours: white nordic fir (opt.4406), earth nordic fir (opt.4407), vintage natural oak (opt.5310), with Screen printed glass

**FINGER RAIL** standard: polished aluminium (opt.410)  
on request: Note: for the finger rail finishes see page 11

**CARCASSES** DOORS: WHITE NORDIC FIR, VINTAGE NATURAL OAK  
melamine-faced mink (opt.948M), mink (opt.948M) back panel and shelf

**SHELVES** standard: height 3.8 cm, laminate in the colours white (opt.001), oriental pearl (opt.940), mink (opt.948M)  
on request: height 3.8 cm melamine-faced, white nordic fir (opt.4406), earth nordic fir (opt.4407), vintage natural oak (opt.5310)

**PLINTHS** standard: height 13 cm, melamine-faced pvc with steel finish (opt.407)  
on request: height 13 cm, melamine-faced pvc with satin aluminium finish (opt.405)  
height 13 cm, white melamine-faced pvc (opt.001)  
height 13 cm, aluminium with brill finish (opt.412), semi-glossy white (opt.A001), oxidised titanium (opt.414),  
height 13 cm, pewter lacquered pvc (opt.L9549),  
height 13 cm in aluminium with matt powder coating in the following colours: black (opt.7892), amber yellow (opt.8225),  
sage (opt.8443), coral red (opt.8131), absolute white (opt.740S), aquamarine (opt.8323), lichen green (opt.8463),  
antelope brown (opt.9451), warm white (opt.7401), rose quartz (opt.8171),





# kyra telaio melaminico melamine

cod. **KG5**

NECK

ante a telaio finitura sincro poro effetto vintage  
 frame doors with sync pore finish vintage effect

 *colori in pronta consegna  
 available colours*

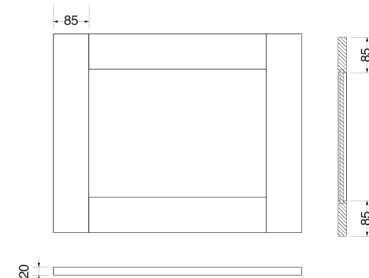


abete nordico bianco  
 (opz.4406)  
 white nordic fir (opt.4406)




rovere naturale vintage  
 (opz.5310)  
 vintage natural oak (opt.5310)

**ANTA SP. 20 MM**  
**DOOR TH. 20 MM**



**CASSETTO SP. 20 MM**  
**DEEP DRAWER TH. 20 MM**



telaio finitura sincro poro effetto vintage  
 con vetro stampato Screen  
 frame sync pore finish vintage  
 effect and Screen printed glass

 *colori in pronta consegna  
 available colours*

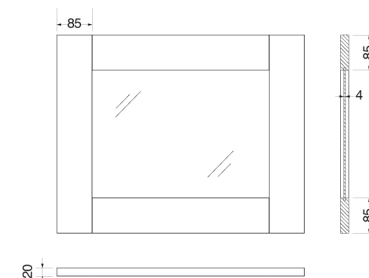


abete nordico bianco  
 (opz.4406)  
 white nordic fir (opt.4406)



rovere naturale vintage  
 (opz.5310)  
 vintage natural oak (opt.5310)

**ANTA SP. 20 MM**  
**DOOR TH. 20 MM**



# kyra telaio

## strutture carcasses



bianco (opz.001)  
schiena e ripiano bianco  
(opz.001)  
white (opt.001)  
white back panel and shelf  
(opt.001)



perla d'oriente (opz.940)  
schiena e ripiano bianco  
(opz.001)  
oriental pearl (opt.940)  
white back panel and shelf  
(opt.001)



visone (opz.948M)  
schiena e ripiano visone  
(opz.948M)  
mink (opt.948M)  
mink back panel and shelf  
(opt.948M)



devalè finitura grafis  
(opz.796) schiena e ripiano  
bianco (opz.001)  
devalè with grafis finish  
(opt.796)  
white back panel and shelf  
(opt.001)



larice moro (opz.218)  
schiena e ripiano bianco  
(opz.001)  
dark larch (opt.218)  
white back panel and shelf  
(opt.001)



### CREO ECOLOGIC

IL GRUPPO LUBE HA SCELTO DI UTILIZZARE PER I COMPONENTI COSTITUENTI LE STRUTTURE DELLE CUCINE SOLO MATERIALE A BASSISSIMA EMISSIONE DI FORMALDEIDE: CONFORMI ALLO STANDARD F4STELLE SECONDO LA NORMA JIS, CERTIFICATO DAL MINISTERO GIAPPONESE. IL PIÙ SEVERO IN MERITO ALLE NORMATIVE DI SALVAGUARDIA AMBIENTALE.

LUBE GROUP HAS CHOSEN TO EXCLUSIVELY USE MATERIALS WITH VERY LOW FORMALDEHYDE EMISSIONS FOR THE COMPONENTS MAKING UP THE KITCHEN CARCASSES. THESE ELEMENTS COMPLY WITH THE F4 STAR STANDARD ACCORDING TO JIS, CERTIFIED BY THE JAPANESE GOVERNMENT - THE MOST STRINGENT WHEN IT COMES TO ENVIRONMENTAL PROTECTION.

## gola di serie standard finger rail



alluminio lucido (opz.410)  
polished aluminium  
(opt.410)

## finitura gola spazzolata finger rail brushed finish



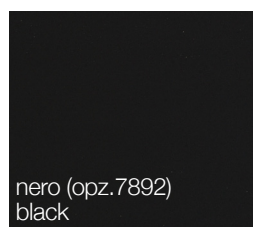
titanio ossidato (opz.414)  
titanium oxidized

## finitura gola laccata vintage finger rail vintage lacquered finish



peltro (opz.9549)  
pewter

## finiture gole verniciate a polvere opache matt finger rails powder coated finishes



nero (opz.7892)  
black



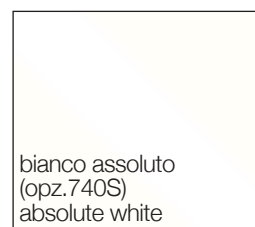
giallo ambra (opz.8225)  
amber yellow



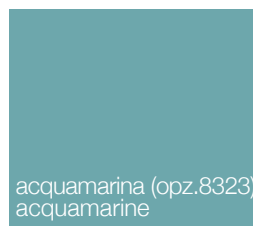
rosso corallo (opz.8131)  
coral red



salvia (opz.8443)  
sage



bianco assoluto  
(opz.740S)  
absolute white



acquamarina (opz.8323)  
aquamarine



bruno antilope (opz.9451)  
lichen green



verde lichene (opz.8463)  
lichen green



bianco caldo (opz.7401)  
warm white



rosa quarzo (opz.8171)  
quartz pink

# kyra telaio

---

zoccoli in pvc H 13-15  
pvc plinths H 13-15



acciaio (opz.407)  
steel (opt.407)



alluminio satinato  
(opz.405)  
satin aluminium  
(opt.405)



bianco (opz.001)  
white (opt.001)

zoccoli in pvc H 13-15 laccato peltro  
pvc plinths H 13-15 pewter lacquered



laccato peltro  
(opz.L9549)  
pewter lacquered  
(opt.L9549)

---

zoccoli in alluminio 13-15  
aluminium plinths H 13-15



alluminio  
finitura brill (opz.412)  
aluminium with  
brill finish (opt.412)



alluminio bianco  
semilucido (opz.A001)  
semi-polished white  
aluminium (opt.A001)



alluminio finitura titanio  
ossidato (opz.414)  
aluminium titanium  
oxidized finish (opt.414)

---

zoccoli in alluminio H 13-15 verniciati a polvere finitura opaca  
aluminum plinth height H 13-15 powder coated matt finish



alluminio finitura nero  
(opz.7892)  
aluminium  
black finish (opt.7892)



alluminio finitura giallo  
ambra (opz.8225)  
aluminium amber  
yellow finish (opt.8225)



alluminio finitura rosso  
corallo (opz.8131)  
aluminium coral red  
finish (opt.8131)



alluminio finitura salvia  
(opz.8443)  
aluminium sage  
finish (opt.8443)



alluminio finitura  
bianco assoluto  
(opz.740S)  
aluminium absolute  
white finish (opt.740S)



alluminio finitura  
acquamarina  
(opz.8323)  
aluminium  
aquamarine finish  
(opt.8323)



alluminio finitura bruno  
antilope (opz.9451)  
aluminium antelope  
brown finish (opt.9451)



alluminio finitura verde  
lichene (opz.8463)  
aluminium lichen green  
finish (opt.8463)



alluminio finitura  
bianco caldo  
(opz.7401)  
aluminium warm white  
finish (opt.7401)



alluminio finitura rosa  
quarzo (opz.8171)  
aluminium quartz  
pink finish (opt.8171)