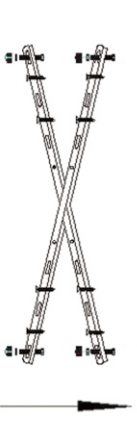
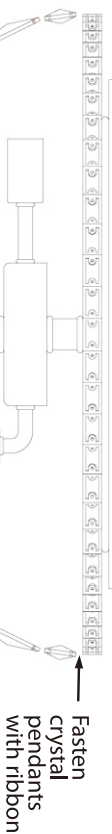


Instruction



Collection: Diamant crystal
Series: Basfor
Model: DIA100-CL-12-N
Pendant lamp

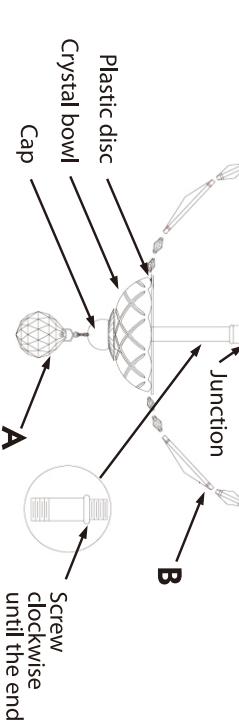


Fasten
crystal
pendants
with ribbon

A = 1

B = 32

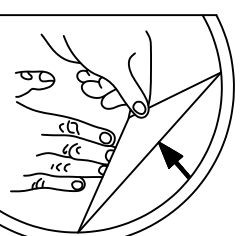
C = 63



Screw
clockwise
until the end

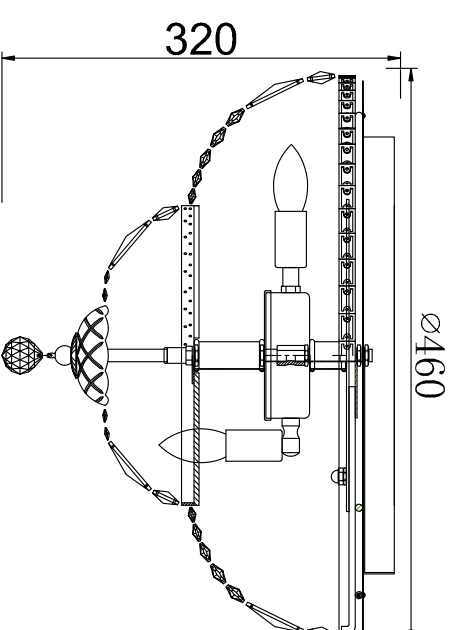
Place the handset firmly fix it.
Then put in the following sequence:

- plastic disc
- crystal bowl
- cap
- hang crystal ball (part A)



REMOVE COVER
BEFORE USING LAMP

– Pendant lamp



12 x E14 (60w)

MAYTONI
DECORATIVE LIGHTING

www.maytoni.de