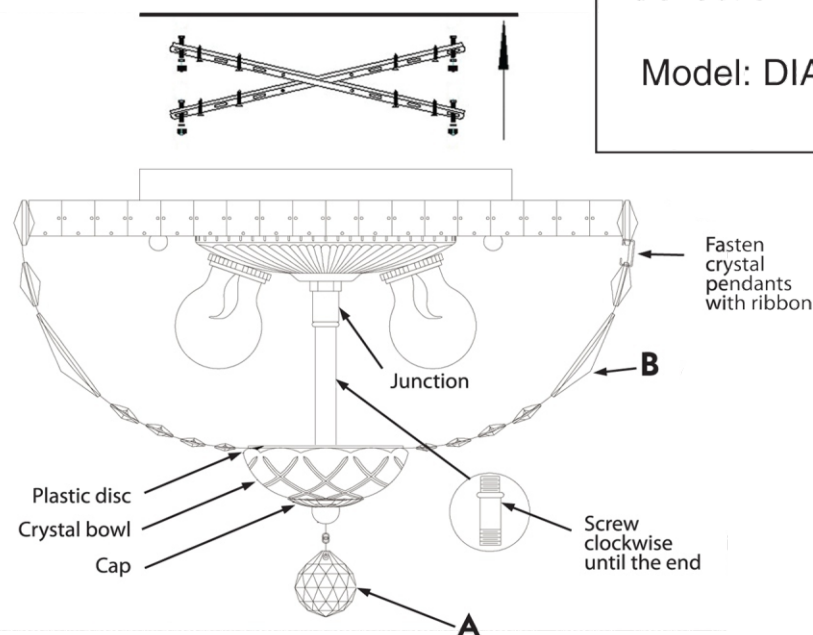


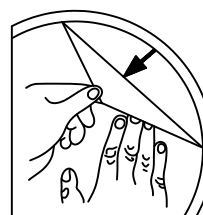
Instruction

Collection: Diamant crystal
Series: Basfor
Model: DIA100-CL-03-N
Pendant lamp



Step by step action:
Place the chandelier.
Screw lamps (not included)
Check the chandelier - light on all lamps
Place the handset and Hang crystal ball (part A)
Place crystal pendants (part B)

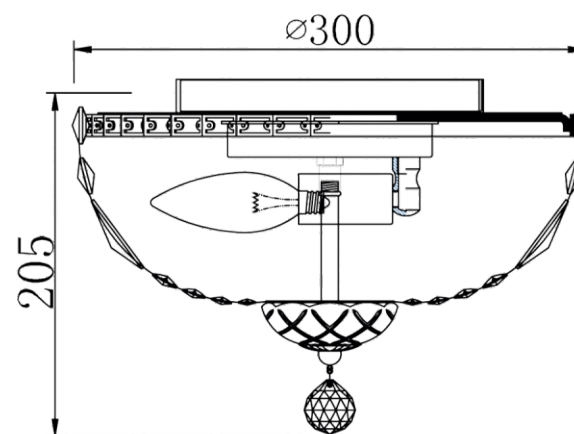
Place the handset firmly fix it.
Then put in the following sequence:
- plastic disc
- crystal bowl
- cap
- hang crystal ball (part A)



REMOVE COVER
BEFORE USING LAMP



– Pendant lamp



3 x E14 (60w)

MAYTONI
DECORATIVE LIGHTING

www.maytoni.de